

GS-Series Pinsetter

Service Parts Catalog

Offical website:www.cbcb.tech

Brunswick 
CUSTOMER SERVICE
A tradition in excellence.

CBC
Bowling Product

Contents**Section A ELEVATOR**

Elevator Frame Assembly.....	2A
Elevator Drive/Lift Assembly.....	4A
Dual Feed Pin Chute Assembly.....	6A
Elevator Assembly - Square Frame Hole Short Pit Machines Series 43 and Above.....	8A
Elevator Assembly - Round Frame Hole Short Pit Machines Series 43 and Above.....	10A
Pin Deflector Boards Short Pit Machines Series 43 and Above.....	12A
Elevator Belt Tensioner Assembly Short Pit Machines Series 43 and Above.....	14A

Section B TRANSPORT BAND

Transport Band Frame Assembly (Long Pit)	2B
Transport Band Boards (Long Pit).....	4B
Transport Band Belt (Long Pit).....	6B
Deflector Boards and Plates (Long Pit).....	8B
Transport Band Assembly Short Pit Machines Series 43 and Above Transport Band Assembly.....	10B
Transport Band Belt Tensioner Assembly - Left Machine Short Pit Machines Series 43 and Above	12B
Transport Band Belt Tensioner Assembly - Right Machine Short Pit Machines Series 43 and Above	14B

BALL CUSHION & PIT CURTAIN

Ball Cushion Assembly.....	2C
Dual Feed Overflow Chute.....	4C
Dual Feed Overflow Chute (Plastic).....	6C
Pit Curtain Assembly.....	8C
Shock Mounted Dual Feed Overflow Chute (Plastic).....	10C

Section D ACCELERATOR

Accelerator Box Assembly.....	2D
GS-X/CPO Accelerator Box Assembly	4D
Ball Accelerator.....	6D
GS-X/CPO Ball Accelerator	8D
Ball Door/Lock Assembly.....	10D

Section E SWEEP WAGON

Sweep Wagon Assembly - with Springs.....	2E
Sweep Wagon Assembly - without Springs (Machine Series 424 and Above).....	4E
Sweep Release	6E
Pre GS-X Sweep Attenuator Assembly	8E
GS-X Sweep Attenuator Assembly.....	10E

Section F SETTING TABLE

GS-10 - GS-98 Setting Table and Gears.....	2F
GS-X/CPO Setting Table and Gears (Series 424 and Above).....	4F
GS-10 - GS-98 Setting Table Swing Shafts.....	6F
GS-X/CPO Setting Table Swing Shafts	8F
GS-10 - GS-98 Setting Table Switch Cam Assembly	10
GS Spotting Tong Assemblies New Style	14F
GS-10 and GS-92 Pin Holder Assembly.....	17F
GS-96 - GS-98 Pin Holder Assembly	18F
GS-X/CPO Pin Holder Assembly.....	20F
Table Rack and Roller Assembly	22F
Table Rack and Roller Assembly (Machine Series 443 and Above).....	24F

Section G DRIVE FRAME ASSEMBLIES

Left Drive Frame Assembly	2G
Left Drive Frame Assembly (Machine Series 443 and Above)	4G
Gear Cluster Assembly.....	6G
Gear Cluster Assembly (GS-96/GS-98/GS-X).....	8G
Table Gear, Sweep Gear and Pulley Drive Assembly.....	10G

Stroke Limiter Assembly - Horizontal Solenoid.....	12G
Stroke Limiter Assembly - Vertical Solenoid.....	14G
Stroke Limiter Assembly (Machine Series 443 and Above).....	16G
Front Pulley and V-Belt Tensioner Assembly.....	18G
Distributor Motor and Mount Assembly.....	20G
Sweep Motor and Brake Assembly.....	22G
Setting Table Stop Motor and Mount Assembly.....	24G
Sweep Drive Assembly.....	26G
Main Drive Shaft Assembly.....	28G
Setting Table Pinion Shaft Assembly.....	30G
Right Drive Frame Assembly.....	32G
Right Drive Frame Assembly (Machine Series 443 and Above).....	34G
Two Piece Guide Tower Assembly.....	36
One Piece Guide Tower Assembly.....	38G
Guide Tower Assembly (Machine Series 443 and Above).....	40G
Switch Cluster.....	42G
Square Shaft Assemblies (Tower Up).....	44G
Square Shaft Assemblies (Tower Down).....	46G

Section H MAIN FRAME

Frame Assembly (GS-96 and Below).....	2H
GS-X Frame Assembly (424 and Above).....	4H
Support Braces.....	6H
Cable Channel (GS-98).....	8H

Section J DISTRIBUTOR

Dual Feed Distributor.....	2J
Pin Station Assembly (Machine Series 54 and Below).....	4J
Pin Station Assembly (Machine Series 55 to 333).....	6J
Universal Pin Station Assembly.....	8J
Dual Feed Distributor Pulley Shaft Assemblies.....	10J
Distributor Pulleys.....	12J
Single Feed Distributor.....	14J
Single Feed Distributor Pulley Shaft Assemblies.....	16J
Pin Separator Assembly (Single Feed Distributor).....	18J
Pin Head Centering Device Assembly (Single Feed Distributor).....	20J
Pin Head Centering Device Assembly.....	22J
Distributor Rear Pulley Shaft.....	24J
Shark Switch Assembly Short Pit Machines Series 43 and Above (Excludes Smart Shark).....	26J
Smart Shark (GS - 96).....	28J
GS-X Smart Shark.....	30J

Section K SILVER BOX/UNIVERSAL VOLTAGE SILVER BOX ELECTRICAL

High Voltage Box, Common Box, Gamesetter Box and Cable Assemblies - Silver Box.....	2K
Smart Shark, High Voltage Box, Common Box, Gamesetter Box and Cable Assemblies - Universal Voltage Silver Box.....	4K
Rear Control Box and Plug Assembly with Pin Contacts Cable Assemblies - Silver Box.....	6K
Rear Control Box and Foul & Optical Trigger Cable Assemblies - Universal Voltage Silver Box.....	K8
L.H.Side Function Solenoids & Switches and Side Switches, R.H. Trouble Light & Ball Door Cable Assemblies - Universal Voltage Silver Box.....	10K
Setting Table Cable Assembly - Silver Box.....	12K
Gamesetter Power & Peripheral Control Cable Assembly - Silver Box.....	14K
Gamesetter Power & Peripheral Control and Setting Table Cable Assemblies - Universal Voltage Silver Box.....	16K
Switch Data and Solenoid Data Cable Assemblies - Silver Box and Universal Voltage Silver Box.....	18K
Player Control Station - Silver Box and Universal Voltage Silver Box.....	20K
Player Control Station and Ball Lift Control Cable Assemblies - Silver Box and Universal Voltage Silver Box.....	22K
Reflector and Ball Detector Assemblies - Silver Box and Universal Voltage Silver Box.....	24K
Ball Accelerator, Table, Sweep and Elevator MotoR Cable Assemblies - Universal Voltage Silver Box.....	26K
Ball Rack Reset, High Voltage to Common Box and Power Adapter Cable Assemblies - Universal Voltage Silver Box.....	28K
Manager's Control Box - Silver Box Electrical and Universal Voltage Silver Box.....	30K
N.A.High Voltage Box - Silver Box.....	32K
High Voltage Box - Universal Voltage Silver Box.....	34K
Gamesetter Box - Silver Box and Universal Voltage Silver Box.....	36K
Common Box - Silver Box.....	38K

Common Box - Universal Voltage Silver Box	40K
---	-----

Section L RED BOX ELECTRICAL

Low Voltage Electrical Box	2L
High Voltage Electrical Box	4L
Manager's Control Red Box Electrical.....	6L
Player Control Unit	8L
N.A. Player Control Connector Box	10L
Foul and Trigger Photocells.....	12L
Tel-E-Foul Connection Boards.....	14L
Pin Light Assembly	16L
N.A. Remote (Rear) Control Box and Connection Board Assembly.....	18L
Forward Cables	20L
Machine Cables.....	22L

Section M GS CONSOLIDATED ELECTRONICS and GS NEXGEN ELECTRONICS

GS Consolidated Electronics High Voltage Box Assembly.....	2M
GS Consolidated Electronics Low Voltage Box Assembly.....	4M
GS Consolidated Electronics Box Mounting.....	6M
GS Consolidated Electronics Box Cabling	8M
Reflector and Ball Detector Assemblies - GS Electronics Boxes	10M
Nexgen Controller Assembly (Includes Internal Cabling)	12M
Nexgen Controller Assembly External Cabling.....	14M
Reflector and Ball Detector Assemblies - Nexgen Controller Assembly.....	16M

Section N GUARDS

Guards.....	2N
Guards.....	4N
Guards.....	6N
GS-10 Long Pit Guards	8N
C-Guards	10N
V-Belt Guard Base/Fixed	12N
Base/Fixed GS-X Machine Guards (Machine Series 443 and Above)	14N
Base/Fixed End Lane/Post Row Side Guards.....	16N
Base/Fixed Division/Elevator Guards	18N
Fixed Ball Return Guards	20N
Base/Fixed End Lane/Post Row Support Pole.....	22N
Base/Fixed Sweep Guard.....	24N
Base/Fixed Emergency Stop Switch	26N
UK Advanced/Advanced Left & Right Side Machine Guards Support Posts.....	28N
UK Advanced/Advanced Left & Right Side Machine Guards	30N
UK Advanced/Advanced Left & Right Side Upper Machine Guards.....	32N
UK Advanced/Advanced Division Support Posts.....	34N
UK Advanced/Advanced Division Machine Guards.....	36N
UK Advanced Upper Division Machine Guards.....	38N
UK Advanced/Advanced Rear Hinged Machine Guards	40N
Advanced Rear (Division) Hinged Machine Guards.....	42N
UK Advanced/Advance with Walkway Walkway Support	44N
UK Advanced/Advance w/Walkway Sweep Guard.....	46N
Advanced w/o Walkway Sweep Guard.....	48N
UK Advanced/Advanced w/Walkway	50N
UK Advanced/Advanced Cabling.....	52N
Consolidated Box Rear Display.....	54N
U K Advanced/Advanced Safety Controller.....	56N
UK Advanced/Advanced Interlocks	58N
U K Advanced/Advanced Sensors.....	60N

Section P MISCELLANEOUS

Belt Welding Kit and Belt Cutter	2P
Dual Pin Lamp System (Machine Series 443 and Above).....	4P

Section A

ELEVATOR

Index

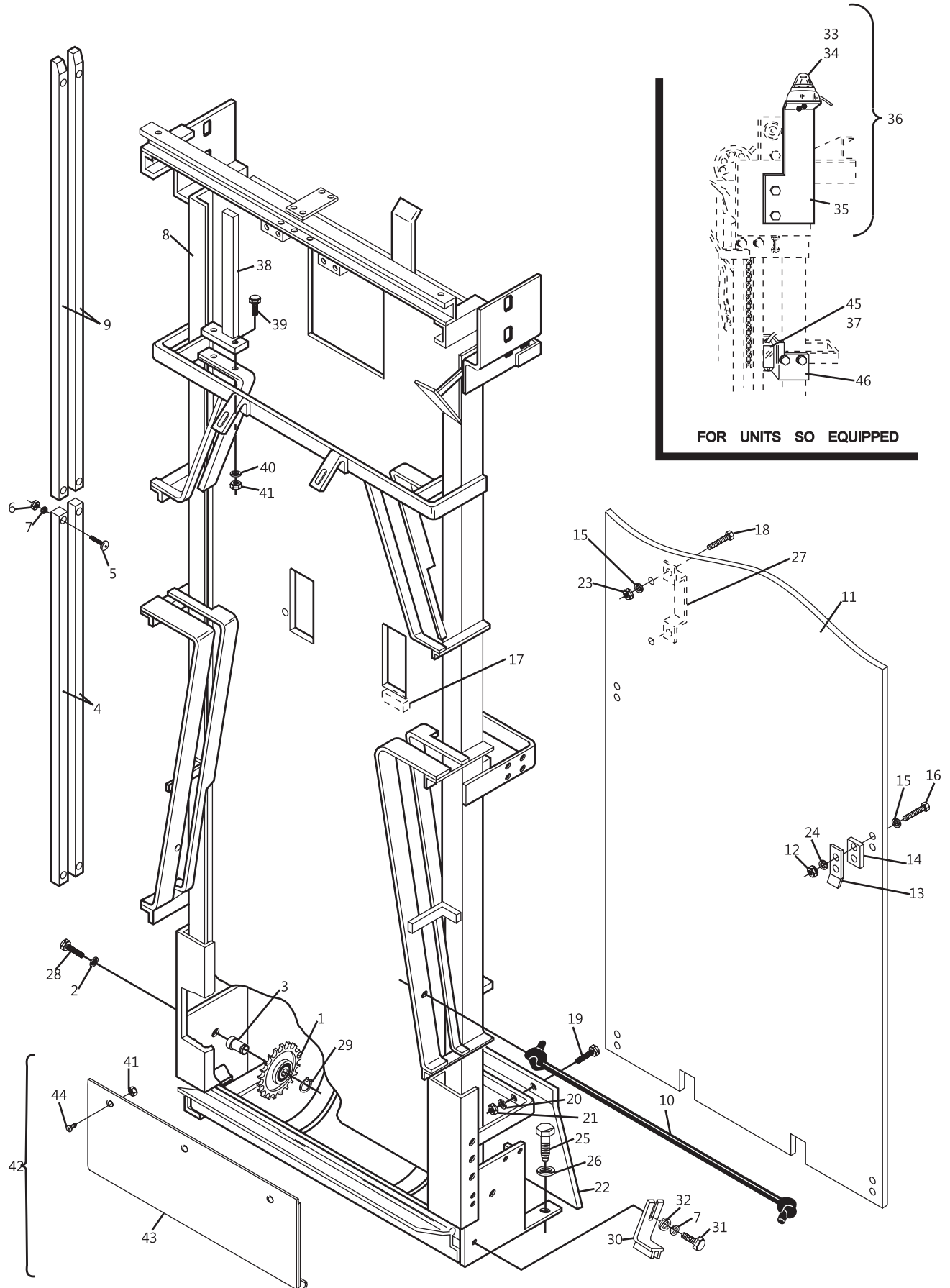
No.	Part No.	Description
1.	47-011053-004	Deflection Chain Gear w/Bearing Complete
2.	11-051772-001	Lockwasher (12 mm)
3.	47-011130-004	Bearing Bolt
4.	47-011245-003	Lower Chain Guide
5.	11-052601-001	Carriage Bolt (8 mm x 30 mm)
6.	11-051704-001	Hex Nut (8 mm)
7.	11-051770-001	Lockwasher (8 mm)
8.	47-011135-000	N.A. Elevator Frame w/Felt Backing
9.	47-011276-003	Upper Chain Guide
10.	11-053583-000	Rubber Cord (1.1 m)
11.	47-011775-003	Elevator Guard Complete
12.	11-051742-001	Locknut (5 mm)
13.	47-013651-003	N.A. Holding Bracket
14.	N.A.	Spacer
15.	11-052054-001	N.A. Flat Washer (5.3 mm)
	47-861012-001	R.O. Flat Washer (5.3 mm) (Pkg. of 20)
16.	11-051004-001	N.A. Hex Hd. Cap Screw (5 mm x 25 mm)
	47-861001-001	R.O. Hex Hd. Cap Screw (5 mm x 25 mm) Pkg. of 10
17.	47-011134-004	N.A. Rubber Stop
18.	11-051003-001	N.A. Hex Hd. Cap Screw (5 mm x 16 mm)
19.	11-051035-001	Hex Hd. Cap Screw (6 mm x 16 mm)
20.	11-051769-001	Lockwasher (6 mm)
21.	11-051702-001	Hex Nut (6 mm)
22.	47-011518-003	Elevator Foot Guard
23.	11-051701-001	Hex Nut (5 mm)
24.	11-051768-001	Lockwasher (5 mm)
25.	11-053302-001	Wood Lag Screw (10 mm x 40 mm)
26.	11-052028-001	Flat Washer (10.5 mm)
27.	47-013636-004	N.A. Handle
28.	11-051062-001	Hex Hd. Cap Screw (12 mm x 25 mm)
29.	11-051852-001	Retaining Ring (17 mm)
30.	47-021520-004	Transport Band Hold Down Clamp
31.	11-051010-001	Hex Hd. Cap Screw (8 mm x 20 mm)
32.	11-052019-001	Flat Washer (8.4 mm)
33.	*47-223170-000	Bulb Only (12V)
34.	*47-014687-004	Trouble Light Assembly w/o Bracket (12V)
35.	47-012303-004	Trouble Light Bracket
36.	47-013817-004	Trouble Light w/Bracket (12V)
37.	47-243026-004	Switch (silver box, consolidated and nexgen)
38.	47-012149-003	Shovel Alignment Bracket
39.	11-051015-001	Hex Hd. Cap Screw (8 mm x 25 mm)
40.	11-052006-001	Flat Washer (8.4 mm)
41.	N.A.	Locknut (8 mm)
42.	47-014200-004	Elevator Repair Kit
43.	N.A.	Repair Kit Plate
44.	N.A.	Socket Hd. Screw (8 mm x 16 mm)
45.	99-050229-004	Switch (Red Box only)
46.	47-011239-004	Switch Bracket

N.A. = No Longer Available

R.O. = Replacement Option

* Not Illustrated

Elevator Frame Assembly



FOR UNITS SO EQUIPPED

Elevator Frame Assembly

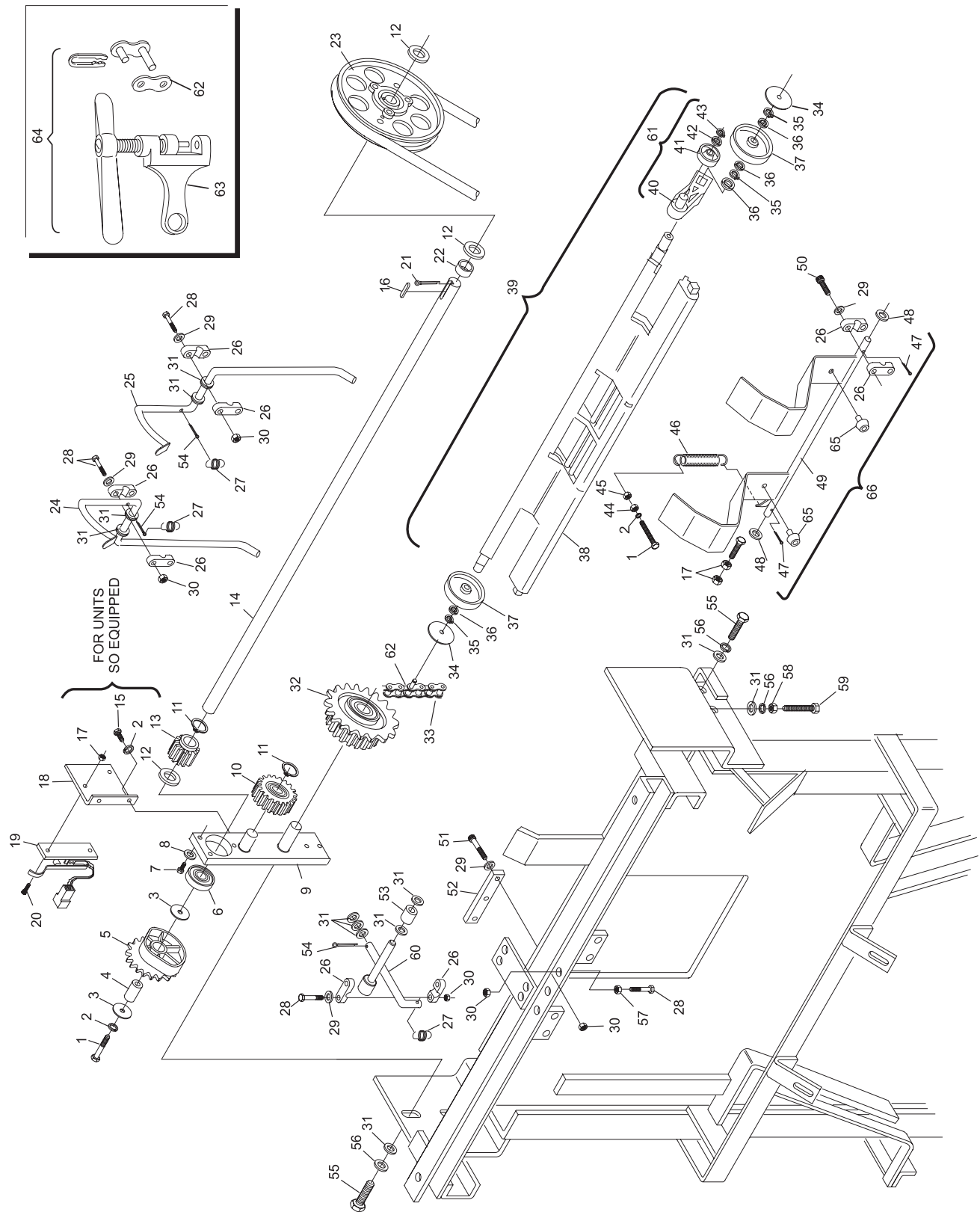
Index No.	Part No.	Description	Index No.	Part No.	Description
1.	11-051007-001	Hex Hd. Cap Screw (6 mm x 40 mm)	33.	47-013788-004	5/8" Chain w/Shovel Pins Complete (4318 mm Long)
2.	11-051769-001	Lockwasher (6 mm)	34.	47-011241-004	Spacer Washer (40 mm x 5.1 mm)
3.	11-052010-001	Flat Washer (6 mm x 25 mm x 1.8 mm)	35.	11-051851-001	Retaining Ring Ext. (12 mm)
4.	47-011240-004	Spacer	36.	11-052001-001	N.A. Flat Washer (12 mm)
5.	47-010698-003	Toothed Wheel w/Cam	37.	47-861009-001	R.O. Flat Washer (12 mm) Pkg. of 20
6.	11-430007-000	Ball Bearing for Bearing Plate (6203ZZ)	38.	47-011047-004	Nylon Track Wheel (large)
7.	11-051001-001	Hex Hd. Cap Screw (6 mm x 12 mm)	39.	47-011049-001	Pin Shovel Only
8.	11-052022-001	Flat Washer (6.4 mm)	39.	47-013532-000	N.A. Pin Shovel Complete
9.	47-011125-003	Bearing Plate Complete		47-013532-009	R.O. Pin Shovel Assembly
10.	47-011050-004	Carrier Wheel w/Bearing Complete		47-013532-009	Pin Shovel Complete
11.	11-051852-001	Retaining Ring (17 mm)	40.	47-011048-004	Pivoting Lever
12.	11-052053-001	N.A. Flat Washer (17 mm)	41.	N.A.	Nylon Track Wheel (small)
	47-861011-001	R.O. Flat Washer (17 mm) Pkg. of 10	42.	N.A.	Flat Washer (10.5 mm)
13.	47-011045-004	Drive Gear	43.	N.A.	Retaining Ring (10 mm)
14.	47-011127-003	Drive Spindle	44.	N.A.	Locknut (6 mm)
15.	11-051008-001	Hex Hd. Cap Screw (6 mm x 10 mm)	45.	11-051702-001	Hex Nut (6 mm)
16.	11-053501-000	Key (5 mm x 5 mm x 25 mm)	46.	46-050255-004	Spring
17.	11-051741-001	Locknut (4 mm)	47.	11-051795-001	Split Pin (1.6 mm x 16 mm)
18.	47-011239-004	Switch Mounting Plate	48.	11-052006-001	Flat Washer (8.4 mm)
19.	99-050229-004	Switch Complete (Red Box only)	49.	47-011133-003	Ejecting Flap
20.	11-052201-001	Slt'd. Machine Screw (4 mm x 10 mm)	50.	11-051542-001	Socket Hd. Cap Screw (5 mm x 25 mm)
21.	11-054301-001	N.A. Hitch Pin (3 mm x 62 mm)	51.	11-051522-001	Socket Hd. Cap Screw (5 mm x 16 mm)
	47-861032-001	R.O. Hitch Pin (3 mm x 62 mm) Pkg. of 10	52.	47-010061-004	N.A. Rubber Plate
22.	47-011524-004	N.A. Spacer	53.	47-010059-004	Nylon Bumper
23.	47-012411-003	Grooved Pulley	54.	11-051793-001	Split Pin (2 mm x 16 mm)
24.	47-011145-002	R.H. Pin Turn Lever	55.	11-051015-001	Hex Hd. Cap Screw (8 mm x 25 mm)
25.	47-011146-002	L.H. Pin Turn Lever	56.	11-051770-001	Lockwasher (8 mm)
26.	46-030120-004	N.A. PVC Bearing	57.	11-051701-001	Hex Nut (5 mm)
27.	47-011147-004	Tension Spring	58.	11-051704-001	Hex Nut (8 mm)
28.	11-051002-001	Hex Hd. Cap Screw (5 mm x 30mm)	59.	11-051011-001	Hex Hd. Cap Screw (8 mm x 50 mm)
29.	11-052005-001	Flat Washer (5.3 mm)	60.	47-010053-003	Cross Lever
30.	11-051742-001	Locknut (5 mm)	61.	47-013533-009	Pivoting Lever Assembly
31.	11-052003-001	Flat Washer (8.4 mm)	62.	47-013871-004	Master Link w/Long Pin
32.	47-011044-003	Chain Gear w/Toothed Wheel and Bearing Complete		11-600500-000	Standard Master Link
			63.	47-013872-004	Chain Break Tool
			64.	47-013873-004	Elevator Chain Repair Kit (includes 10 pins)
			65.	11-053577-000	Rubber Bumper
			66.	*47-273835-009	Ejector Flap Rebuild Kit

N.A. = No Longer Available

R.O. = Replacement Option

* Includes Index Nos. 1, 2, 17, 26, 29, 44,
45, 46, 47, 48 & 50

Elevator Drive/Lift Assembly



Elevator Drive/Lift Assembly

Index

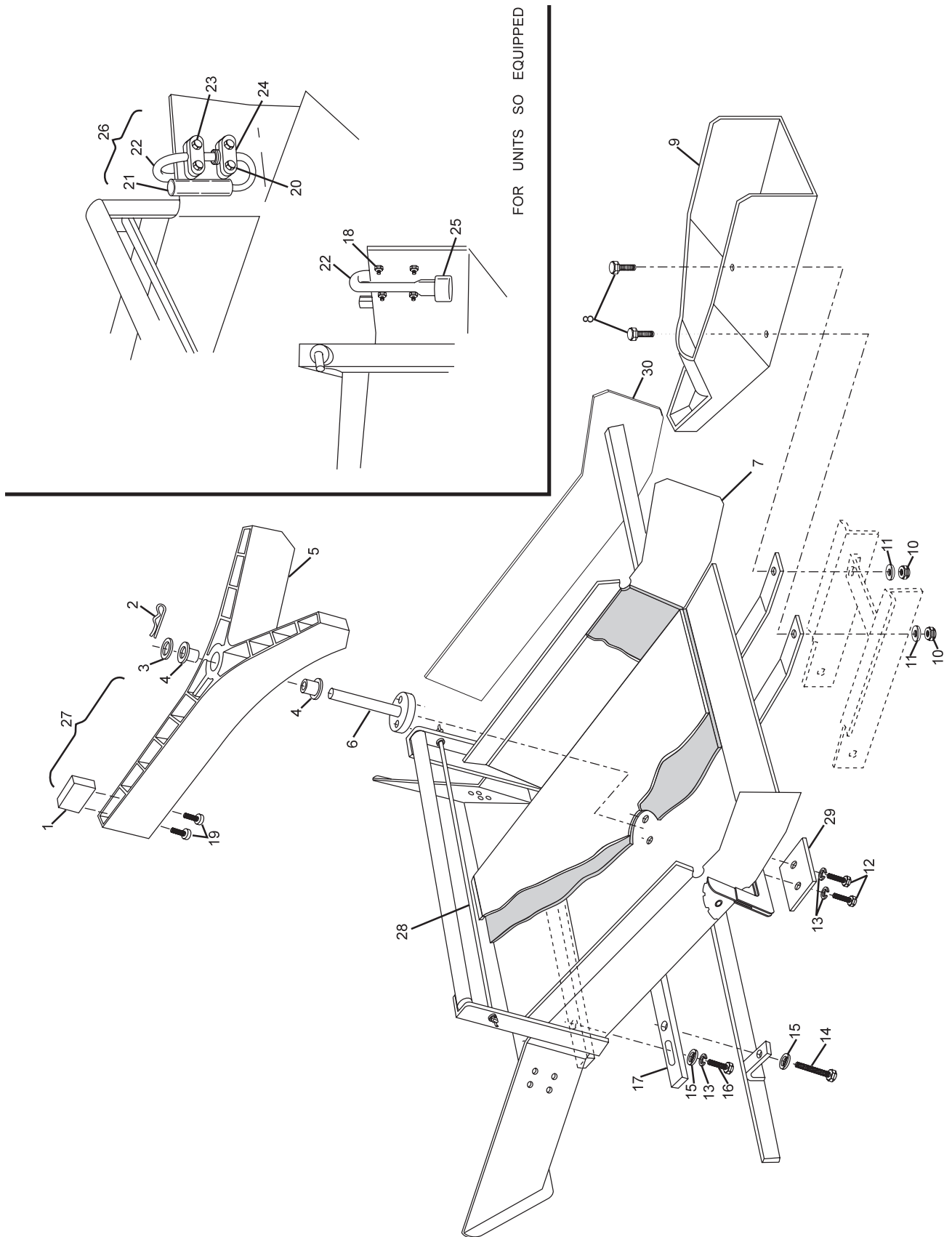
No.	Part No.	Description
1.	47-012272-004	Counter Weight
2.	11-054301-001	N.A. Hitch Pin (3 mm x 60 mm)
	47-861032-001	R.O. Hitch Pin (3 mm x 60 mm) Pkg. of 10
3.	11-052024-001	N.A. Flat Washer (14 mm)
	47-861010-001	R.O. Flat Washer (14 mm) Pkg. of 10
4.	47-012273-004	Bushing
5.	47-012215-001	"Y" Switch
6.	47-012596-000	Flipper Shaft
7.	47-012628-000	N.A. Dual Feed Pin Chute w/o "Y" Switch & Deflector Shoe (nose block)
8.	11-051015-001	Hex Hd. Cap Screw (8 mm x 25 mm)
9.	47-012263-001	Deflector Shoe
10.	11-051744-001	Locknut (8 mm)
11.	11-052003-001	Flat Washer (8.4 mm)
12.	11-051019-001	Hex Hd. Cap Screw (10 mm x 25 mm)
13.	11-051771-001	Lockwasher (10 mm)
14.	11-051057-001	Hex Hd. Cap Screw (10 mm x 60 mm)
15.	11-052018-001	Flat Washer (10.5 mm)
16.	11-051005-001	Hex Hd. Cap Screw (10 mm x 20 mm)
17.	47-012260-003	Cross Brace
18.	11-051742-001	Locknut (5 mm)
19.	11-051514-001	Socket Hd. Cap Screw (6 mm x 16 mm)
20.	11-051004-001	N.A. Hex Hd. Cap Screw (5 mm x 25 mm)
	47-861001-001	R.O. Hex Hd. Cap Screw (5 mm x 25 mm) Pkg. of 10
21.	N.A.	Plastic Tube
22.	*N.A.	L.H. Stopper Arm
	47-013640-003	R.H. Stopper Arm (shown)
23.	11-051002-001	Hex Hd. Cap Screw (5 mm x 30 mm)
24.	46-030120-004	N.A. PVC Bearing
25.	47-013742-004	Plastic Ring
26.	47-013599-004	L.H. Flipper Stopper Assembly Complete
	*47-013600-004	R.H. Flipper Stopper Assembly Complete
27.	N.A.	"Y" Switch Assembly Complete
28.	11-053583-000	Rubber Cord
29.	47-012255-004	Dual Feed Pin Chute Plate
30.	N.A.	N.A. R.H. Pin Chute Repair Plate (ten pin side)
	47-012621-000	N.A. L.H. Pin Chute Repair Plate (seven pin side)

N.A. = No Longer Available

R.O. = Replacement Option

* Not Illustrated

Dual Feed Pin Chute Assembly



Dual Feed Pin Chute Assembly

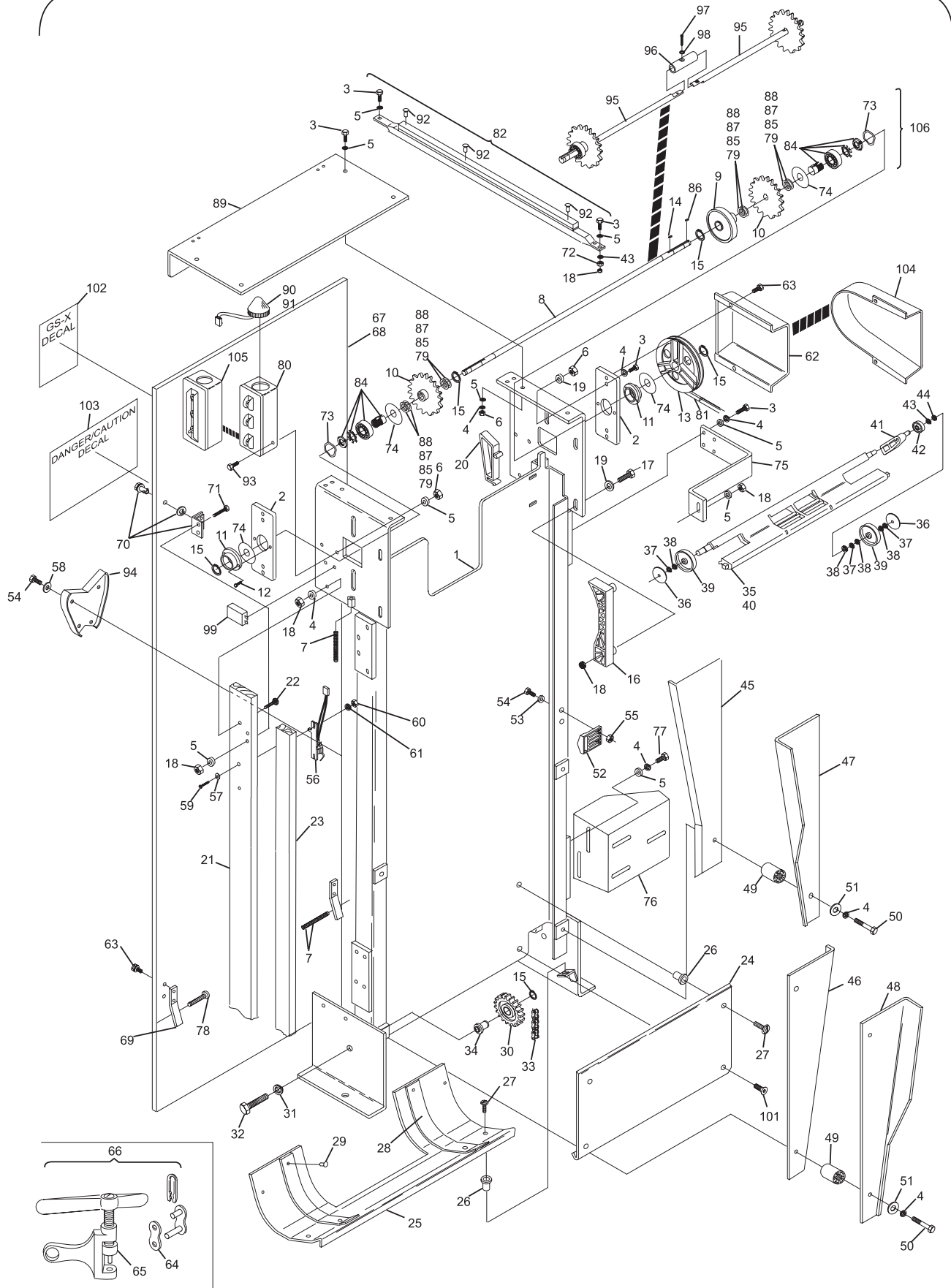
Index			Index		
No.	Part No.	Description	No.	Part No.	Description
1.	47-013971-001	N.A. Elevator Frame Complete	60.	11-051741-001	(4 mm x 40 mm)
2.	47-014016-003	Bearing Plate	61.	11-052025-001	Locknut (4 mm)
3.	11-051010-001	Hex Hd. Machine Screw	62.	47-013949-001	Flat Washer (4.3 mm)
		(8 mm x 20 mm)	63.	11-054451-000	N.A. Pulley Guard (metal)
4.	11-051770-001	Lockwasher (8 mm)			Self-Tapping Screw
5.	11-052003-001	Flat Washer (8.4 mm)			(6 mm x 10 mm)
6.	11-051704-001	Hex Nut (8 mm)	64.	47-013871-004	Master Link w/Long Pin
7.	11-054425-000	Set Screw (8 mm x 80 mm)		11-600500-000	Standard Master Link
8.	N.A.	Drive Shaft	65.	47-013872-004	Chain Tool
9.	47-014018-003	Shovel Guide Wheel	66.	47-013873-004	Elevator Chain Repair Kit
10.	47-013931-003	Upper Chain Sprocket	67.	47-013983-003	N.A. Elevator Rear Guard Only
11.	47-014329-003	Flange		47-013990-002	R.O. Elevator Rear Guard Complete
12.	11-054450-000	Self-Tapping Screw		47-013990-002	Elevator Rear Guard Assembly
		(6 mm x 16 mm)	68.	47-013652-004	Lower Pin Plate
13.	47-013956-003	V-Belt Pulley	69.	47-013952-004	Camloc Fastener Assembly
14.	11-053491-000	Key (5 mm x 5 mm x 20 mm)	70.	47-013952-004	Hex Hd. Machine Screw
15.	11-051852-001	Retaining Ring (17 mm)		11-051026-001	(8 mm x 40 mm)
16.	47-014017-003	Shovel Guide	71.		Hex Nut (10 mm)
17.	11-051053-001	Hex Hd. Machine Screw	72.	11-051703-001	Spring Shim Washer
		(8 mm x 40 mm)	73.	47-014331-004	N.A. Seal (Washer)
18.	11-051744-001	Locknut (8 mm)	74.	47-014327-004	Elevator Z Bracket w/o Rubber Mount
19.	11-052006-001	Flat Washer (8.4 mm)	75.	47-014354-003	Mounting Bracket
20.	47-013951-003	Wedge Guide	76.	47-024036-002	Hex Hd. Machine Screw
21.	47-013954-003	Rear Wooden Chain Guide	77.	11-051038-001	(8 mm x 16 mm)
22.	11-052615-001	Carriage Bolt (8 mm x 35 mm)	78.	11-051883-001	Slotted Truss Hd.
23.	47-013953-003	Front Wooden Chain Guide			Machine Screw (8 mm x 50 mm)
24.	47-013913-002	Damper Guide	79.	11-052053-001	N.A. Flat Washer (17 mm)
25.	47-013946-002	Lower Pan Guide		47-861011-007	R.O. Flat Washer (17 mm) Pkg. of 10
26.	11-135400-000	Well Nut	80.	47-245422-003	Mechanic's Remote Box w/Cable (Nexgen Electronics)
27.	11-051881-001	Slotted Machine Screw	81.	11-053905-000	V-Belt (1900 mm)
		(8 mm x 30 mm)	82.	47-084015-003	Cable Channel Support Assembly
28.	47-013912-004	Slide Band	83.	N.A.	Elevator Assembly Complete
29.	11-053678-000	Rivet (8.9 mm)	84.	11-050150-000	Cone Bearing Assembly
30.	47-011053-004	Deflection Chain Gear	85.	11-054105-001	N.A. Shim Washer (18 mm x 30 mm x 1.5 mm)
		w/Bearing Complete	86.	11-053501-000	Key
31.	11-051772-001	Lockwasher (12 mm)	87.	11-052057-001	Flat Washer (18 mm)
32.	11-051062-001	Hex Hd. Machine Screw	88.	11-054106-001	N.A. Shim Washer (18 mm)
		(12 mm x 25 mm)		47-861031-001	R.O. Shim Washer (18 mm) Pkg. of 10
33.	47-014008-003	5/8" Chain w/Shovel Pins	89.	47-014770-002	Guard (GS-10/GS-92)
		Complete (3556 mm long)	90.	47-014687-004	Trouble Light Assembly w/o Bracket (12V)
34.	47-011130-004	Bearing Bolt	91.	*47-223170-000	Bulb Only (12V)
35.	47-013532-009	Pin Shovel Complete	92.	11-053660-000	N.A. Rivet (3.2 mm x 7.4 mm)
36.	47-011241-004	Spacer Washe		47-861025-000	R.O. Rivet (3.2 mm x 7.4 mm) Pkg. of 20
		(40 mm x 5.1 mm)	93.	11-054452-000	N.A. Hex Hd. Machine
37.	11-051851-001	Retaining Ring (12 mm)			Screw (5 mm x 10 mm)
38.	11-052001-001	Flat Washer (12 mm)	94.	47-014761-003	Centering Guides
	47-861009-001	R.O. Flat Washer (12 mm) Pkg. of 20	95.	47-014756-003	N.A. Split Shaft Assembly
39.	47-011047-004	Large Nylon Track Wheel		47-015068-003	R.O. Split Shaft Assembly Complete
40.	47-011049-001	Pin Shovel Only	96.	N.A.	Split Shaft Coupler
41.	47-011048-004	Pivoting Lever	97.	11-051526-001	Screw (6 mm x 30 mm)
42.	47-011046-004	Small Nylon Track Wheel	98.	11-051769-001	Lockwasher (6 mm)
43.	11-052018-001	Flat Washer (10.5 mm)	99.	47-225160-004	N.A. Frame Counter
44.	11-051855-001	Retaining Ring (10 mm)		47-225160-009	R.O. Frame Counter w/Cable
45.	47-013993-001	R.H. Rear Pin Deflector	100.	*47-862803-000	N.A. Chain Lube (spray can) -
46.	47-013994-001	L.H. Rear Pin Deflector		*G34-205116-000	R.O. Pinsetter Chain Lube (12 oz. can)
47.	47-013991-001	R.H. Front Pin Deflector	101.	11-052928-001	Flat Hd. Socket Screw (M6 x 10 mm)
48.	47-013992-001	L.H. Front Pin Deflector	102.	47-085081-004	GS-X Label
49.	47-014009-004	Spacer	103.	47-085579-003	Danger/Warning Label
50.	11-051075-001	Hex Hd. Machine	104.	47-014974-003	Pulley Guard GS-96 and Above Plastic
		Screw (8 mm x 70 mm)	105.	47-243071-004	Mechanic's Remote Box w/ Cable (Con-
51.	11-052031-001	Flat Washer (9 mm)			solidated)
52.	47-014060-003	Ejector	106.	47-014766-009	Elevator Shaft Kit (square frame hole,
53.	11-052008-001	Flat Washer (6.4 mm)			two pieces)
54.	11-051018-001	Hex Hd. Machine Screw			
		(6 mm x 20 mm)			
55.	11-051743-001	Locknut (6 mm)			
56.	47-243027-004	Switch (silver box consolidated and nexgen)			
57.	99-050234-004	Switch Plate			
58.	11-052037-001	Flat Washer (6.4 mm)			
59.	11-052213-001	Slotted Machine Screw			

N.A. = No Longer Available

R.O. = Replacement Option

* Not Illustrated

Elevator Assembly - Square Frame Hole Short Pit Machines Series 43 and Above



**Elevator Assembly - Square Frame Hole
Short Pit Machines Series 43 and Above**

Index

No.	Part No.	Description
1.	11-051010-001	Hex Hd. Machine Screw (8 mm x 20 mm)
2.	11-052003-001	Flat Washer (8.4 mm)
3.	47-014770-002	Guard
4.	11-051741-001	Nut (4 mm, GS-92)
	11-051744-001	Nut (8 mm, GS-96)
5.	11-055025-001	N.A. Screw (4 mm x 16 mm) - GS-92
	11-051038-001	Screw (8 mm x 16 mm) - GS-96
6.	47-014267-003	N.A. Mounting Angle
7.	N.A.	Mounting Plate
8.	11-051770-001	Lockwasher (8 mm)
9.	47-013953-003	Front Wooden Chain Guide
10.	11-052221-001	N.A. Slotted Machine Screw (3 mm x 40 mm)
11.	11-051704-001	Nut (8 mm)
12.	47-014917-009	Micro Switch Complete w/Mounting Plate and Guard (Consolidated and Nexgen)
	47-014918-003	Micro Switch Only - GS-98
13.	N.A.	Guard Plate
14.	11-051746-001	Nut (3 mm)
15.	11-051743-001	Hex Locknut (6 mm)
16.	47-014761-003	Centering Guide (upper)
17.	11-051018-001	Hex Hd Machine Screw (6 mm x 20 mm)
18.	11-051769-001	Lockwasher (6 mm)
19.	47-014758-001	N.A. Elevator Frame Complete - GS-92
	47-014254-001	S.O. Elevator Frame Complete - GS-96
20.	11-051038-001	Screw (8 mm x 16 mm)
21.	N.A.	Shaft
22.	47-013949-001	N.A. Metal Pulley Guard - GS-92
	47-014974-003	R.O. Plastic - Pully Guard
23.	47-014974-003	Plastic Pulley Guard - GS-96 & above
24.	11-051010-001	Hex Hd Machine Screw (8 mm x 20 mm) - GS-92
	11-051015-001	Hex Hd Machine Screw (8 mm x 25 mm) - GS-96
25.	47-014238-003	Cross Bar
26.	11-053905-000	V-Belt (1900 mm)
27.	47-014752-003	Flange
28.	47-014751-003	N.A. Bearing Plate
	47-015098-003	Plastic Bearing Flange
29.	47-014800-004	Rubber Bumper
30.	47-014239-004	Support Bar
31.	11-054450-000	Self-Tapping Screw (6 mm x 16 mm)
32.	47-014765-002	Pulley w/Clamp
33.	47-014255-004	Shock Pad
34.	*N.A.	Damper Plate
35.	11-135400-000	Well Nut (8 mm)
36.	47-093874-004	Clamp Only
37.	11-051035-001	Hex Hd. Cap Screw (6 mm x 16 mm)
38.	**47-015068-003	Shaft Assembly Complete (GS-96 and above)
39.	11-051881-001	Truss Hd. Mach. Screw (8 mm x 30 mm)
40.	11-052037-001	Flat Washer (6.4 mm)
41.	47-245422-003	N.A. Mechanic's Remote Box w/ Cable (Nexgen Electronics)
42.	11-054452-000	Hex Hd. Machine Screw (5 mm x 10 mm)
43.	47-014687-004	Trouble Light Assembly (12V)
	47-015646-004	Trouble Light Assembly - Nexgen (24V)
44.	47-223170-000	Bulb Only - Consolidated and Silver Box Electronics (12V)
	47-223091-000	N.A. Bulb Only - Nexgen (24V)
	47-861047-000	Bulb Only (Pkg. of 2) - Consolidated and Silver Box Electronics (24V)
45.	11-430015-000	Bearing
46.	47-014252-004	Shovel Guide Wheel
47.	47-014924-003	Gear (Plastic)
48.	47-015643-001	S.O. Elevator (Complete)
49.	47-013954-003	N.A. Rear Wooden Chain Guide
50.	11-053508-000	Key (6 mm x 6 mm x 20 mm)
51.	47-014354-003	Elevator Z-Bracket w/o Rubber Mount
52.	11-051744-001	Nut (8 mm)
53.	47-243071-004	Mechanic's Remote Box w/ Cable (Consolidated)
54.	47-860016-000	Pin Count Switch Arm
55.	11-052928-001	Flat CTS. Head Screw (6 mm x 10 mm)

N.A. = No Longer Available

R.O. = Replacement Option

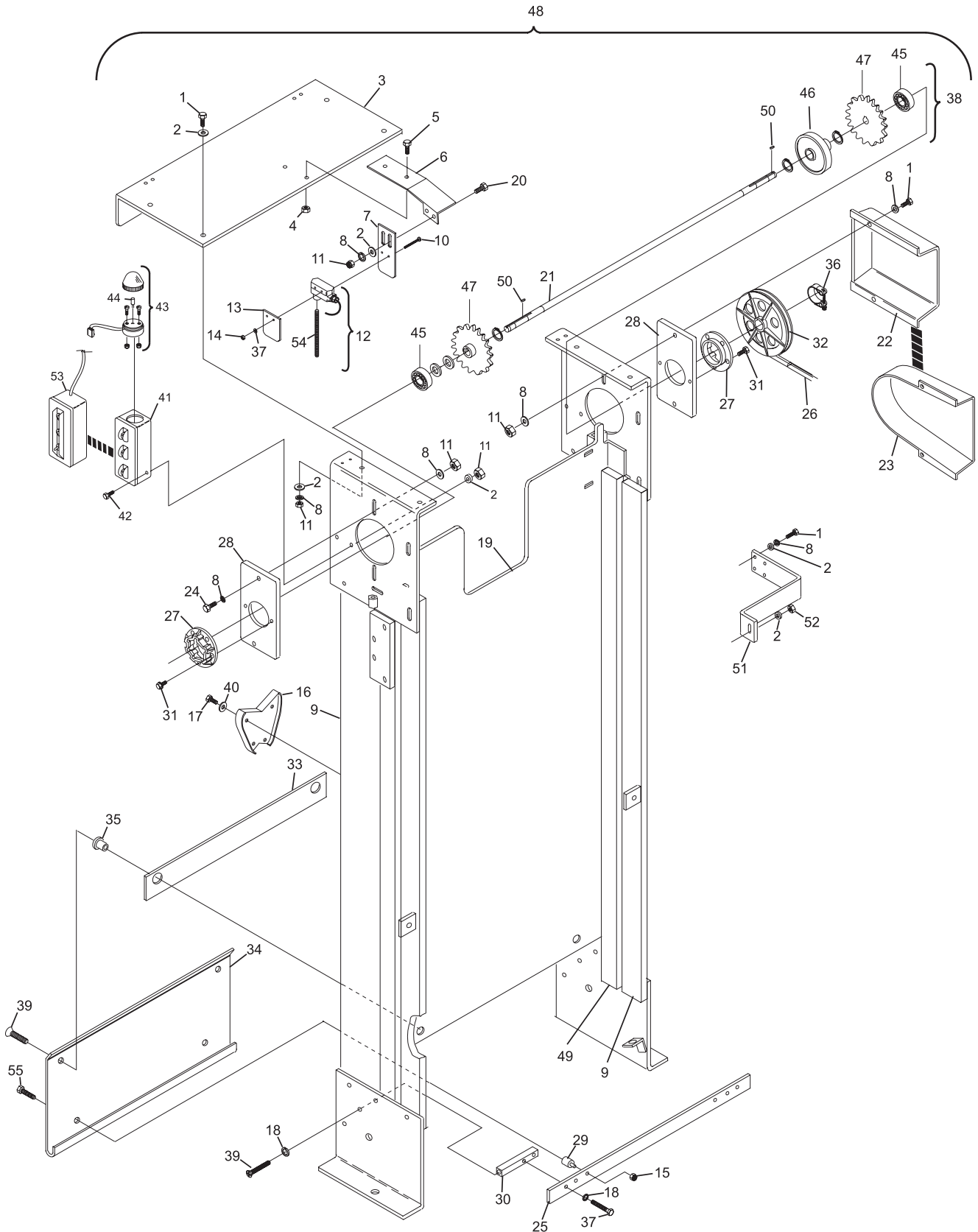
S.O. = Special Order

*To order entire Damper Plate kit, order 47-014696-009 (includes index nos. 1, 2, 18, 25, 29, 30, 33, 34, 35, 37, 39, and 40).

** Also order Plastic Bearing Flange (47-015098-003) and 2 each Wave Springs, 47-014331-004.

*** Not Illustrated

Elevator Assembly - Round Frame Hole Short Pit Machines Series 43 and Above



**Elevator Assembly - Round Frame Hole
Short Pit Machines Series 43 and Above**

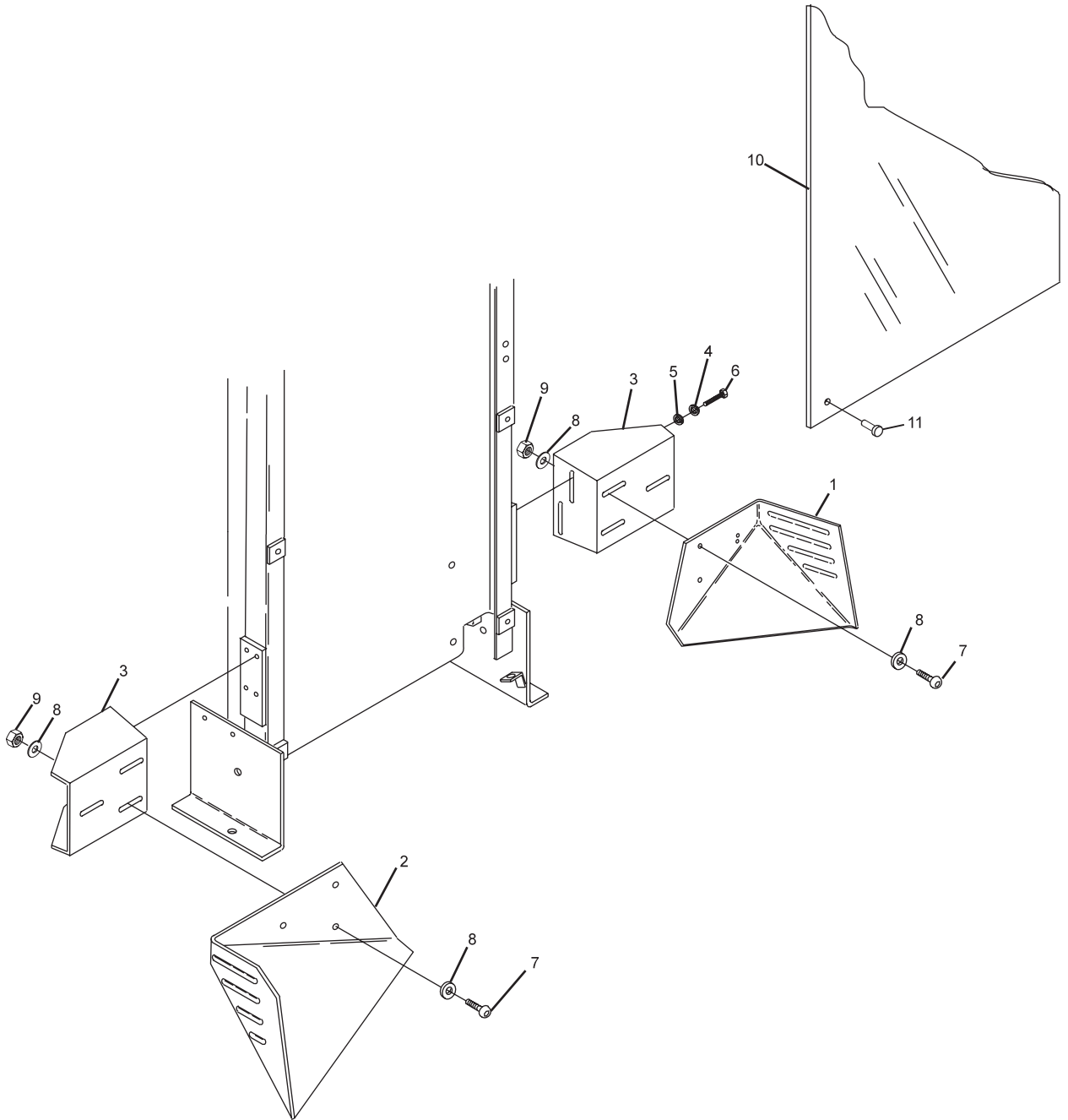
Index

No.	Part No.	Description
1.	47-023986-001	R.H. Pin Deflector Board
2.	47-023987-001	L.H. Pin Deflector Board
3.	47-024036-002	Mounting Bracket
4.	11-051770-001	Lockwasher (8 mm)
5.	11-052003-001	Flat Washer (8.4 mm)
6.	11-051038-001	Hex Hd. Machine Screw (8 mm x 16 mm)
7.	11-054801-001	Hex Hd. Socket Button Hd. Machine Screw (8mm x 20mm)
8.	11-052019-001	Flat Washer (8.4 mm)
9.	11-051744-001	Locknut (8 mm)
10.	47-023923-003	N.A. Lexan Division Barrier
11.	47-013952-004	Camloc Fastener Assembly

N.A. = No Longer Available

Pin Deflector Boards

Short Pit Machines Series 43 and Above



Pin Deflector Boards
Short Pit Machines Series 43 and Above

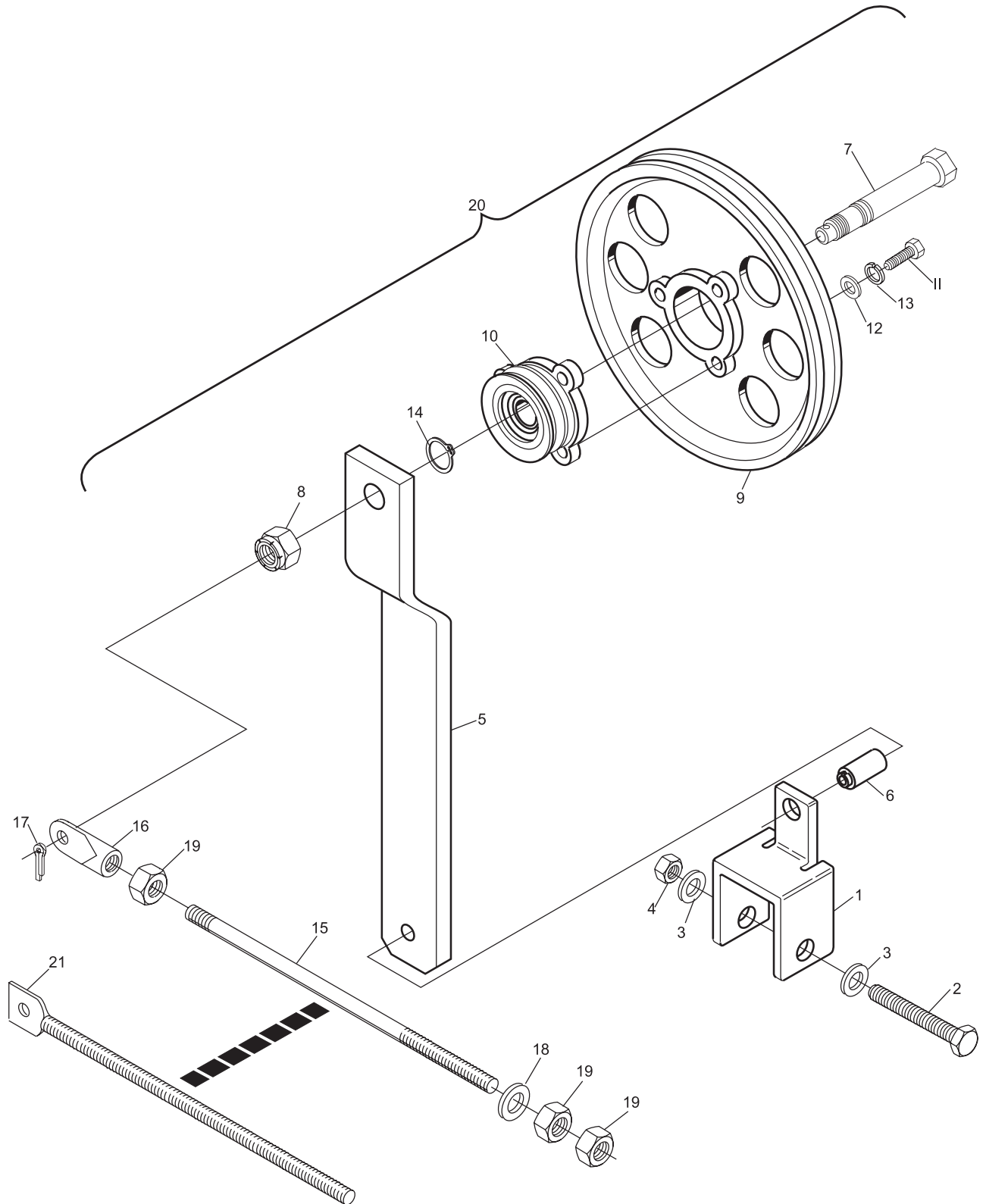
Index

No.	Part No.	Description
1.	N.A.	Support Bracket (order index # 20)
2.	11-051064-001	Hex Hd. Machine Screw (8 mm x 65 mm)
3.	11-052006-001	Flat Washer (8.4 mm)
4.	11-051744-001	Locknut (8 mm)
5.	47-014058-003	N.A. Lever
6.	11-052691-001	Rolled Pin (10 mm x 26 mm)
7.	47-014059-004	Bearing Bolt
8.	11-051745-001	Locknut (10 mm)
9.	47-022410-003	Round Belt Pulley
10.	47-014054-003	V-Belt Adaptor Pulley
11.	11-051028-001	Hex Hd. Machine Screw (6 mm x 25 mm)
12.	11-052008-001	Flat Washer (6.4 mm)
13.	11-051769-001	Lockwasher (6 mm)
14.	11-051852-001	Retaining Ring (17 mm)
15.	47-013930-004	Threaded Rod (older version)
16.	47-013916-004	Rod End Adaptor
17.	11-051793-001	Cotter Pin (2 mm x 16 mm)
18.	11-052028-001	Flat Washer (10.5 mm)
19.	11-051703-001	Hex Nut (10 mm)
20.	47-014053-001	Elevator Belt Tensioner Assembly
21.	47-014718-004	S.O. Threaded Rod (newer version)

N.A. = No Longer Available

S.O. = Special Order

Elevator Belt Tensioner Assembly Short Pit Machines Series 43 and Above



**Elevator Belt Tensioner Assembly
Short Pit Machines Series 43 and Above**

Intentionally Blank Page

Section B

TRANSPORT BAND

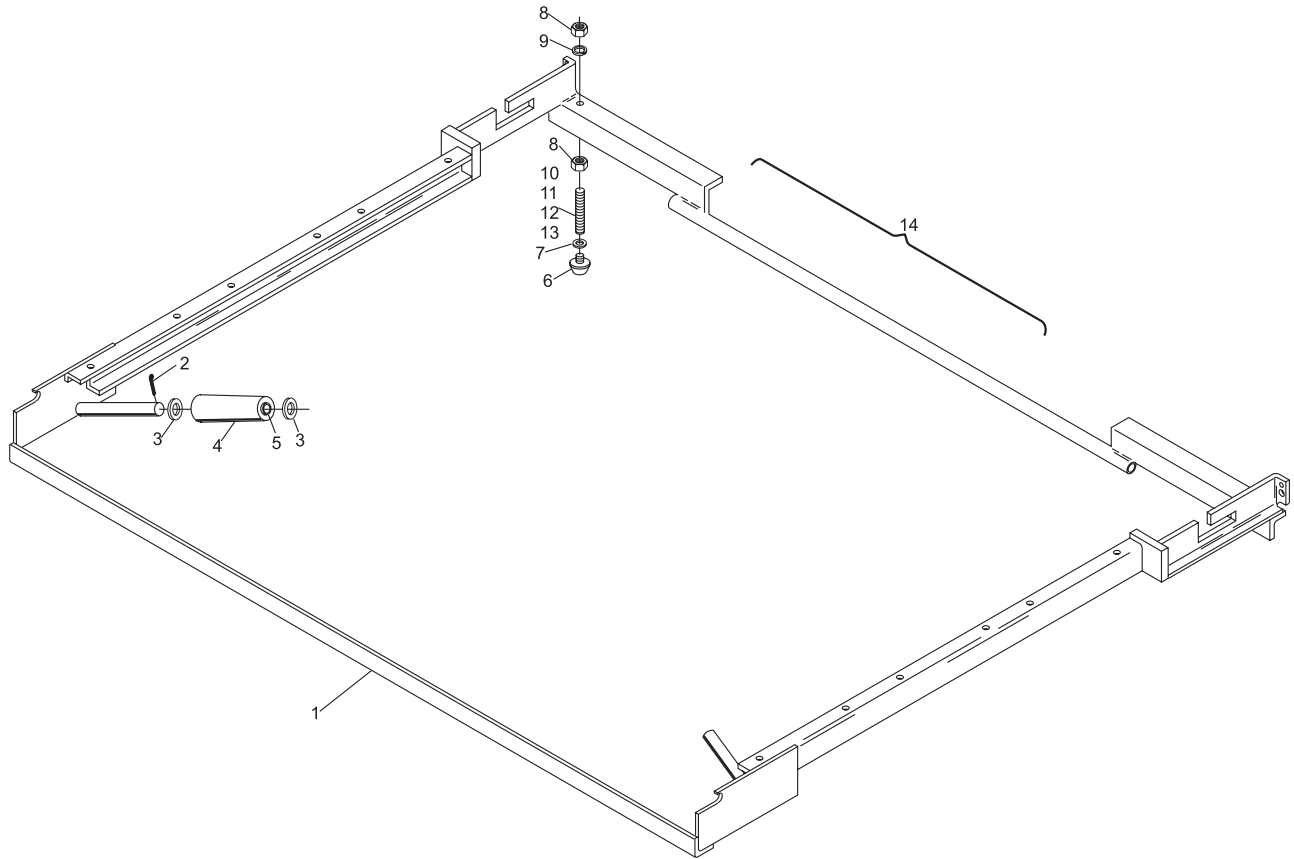
Index

No.	Part No.		Description
1.	47-021291-001	N.A.	Frame
2.	11-051786-001		Split Pin (2.5 mm x 25 mm)
3.	11-052036-001		Flat Washer (15 mm)
4.	47-020942-003		Roller
5.	47-020943-004		Roller Bushing
6.	11-053577-000		Rubber Bumper (6 mm Thread)
7.	11-052023-001	N.A.	Flat Washer (6.4 mm)
	11-052048-001	R.O.	Flat Washer (6.4 mm)
	11-052048-001		Flat Washer (6.4 mm)
8.	11-051705-001		Hex Nut (14 mm)
9.	11-051773-001		Lockwasher (14 mm)
10.	47-020896-004		Leg (70 mm)
11.	47-023671-004	N.A.	Leg (90 mm)
12.	47-023672-004	N.A.	Leg (140 mm)
13.	47-023673-004	N.A.	Leg (160 mm)
14.	N.A.		Transport Band Assembly w/Rollers and Carpet Complete

N.A. = No Longer

R.O. = Replacment Option Available

Transport Band Frame Assembly (Long Pit)

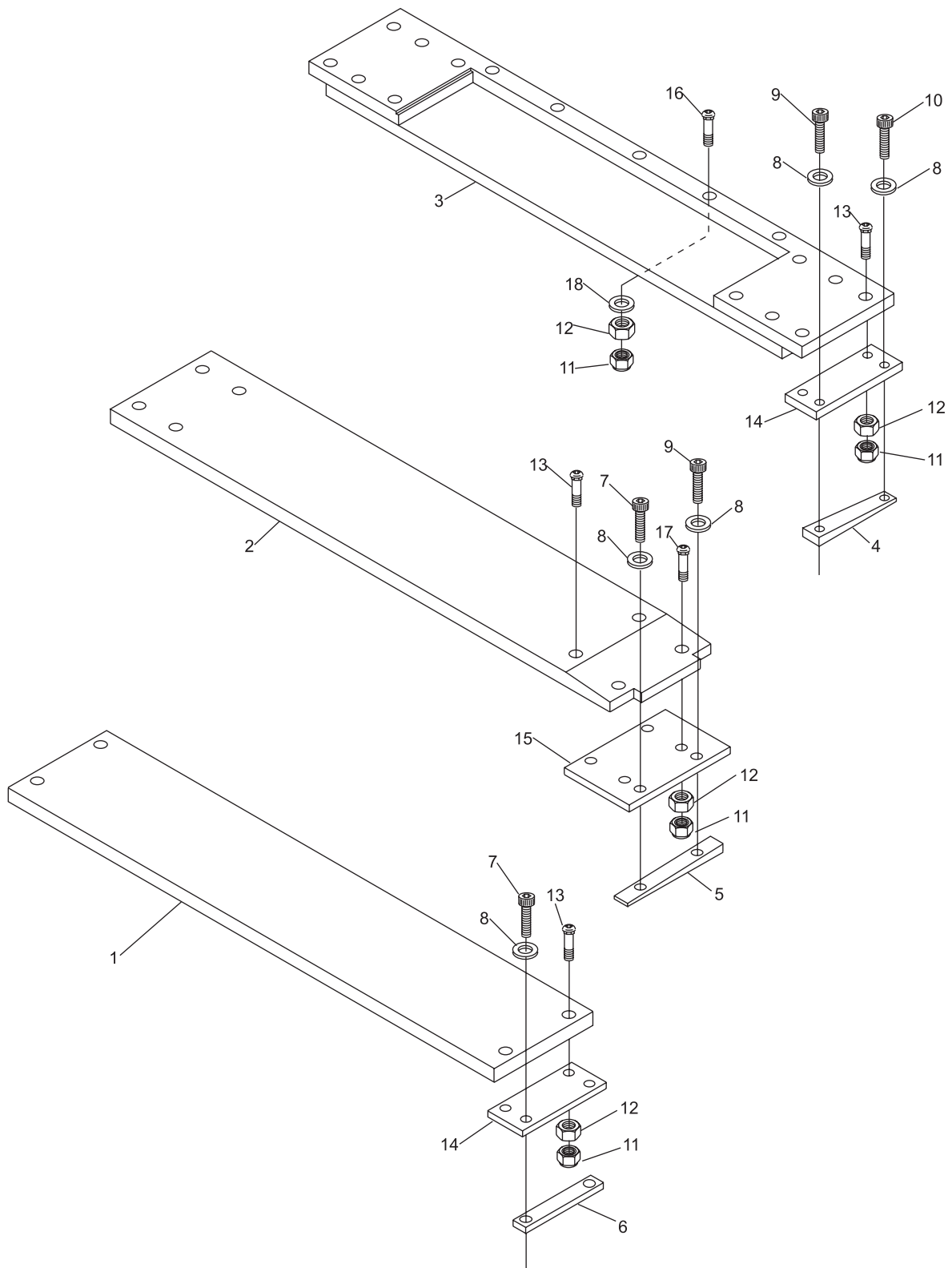


Transport Band Frame Assembly (Long Pit)

Index No.	Part No.		Description
1.	47-862794-000		Front Board Complete
2.	47-862789-000	N.A.	Middle Board Complete
3.	47-862788-000		Rear Board Complete
4.	47-022038-004		Rear Spacer Wedge
5.	47-022037-004		Middle Spacer Wedge
6.	47-022036-004		Front Spacer Wedge
7.	11-051541-001		Socket Hd. Cap Screw (8 mm x 30 mm)
8.	11-051770-001		Lockwasher (8 mm)
9.	11-051525-001		Socket Hd. Cap Screw (8 mm x 45 mm)
10.	11-051516-001		Socket Hd. Cap Screw (8 mm x 35 mm)
11.	11-051744-001		Locknut (8 mm)
12.	11-051704-001		Hex Nut (8 mm)
13.	11-052611-001	N.A.	Carriage Bolt (8 mm x 40 mm)
14.	47-022105-003		Bracket (front)
15.	47-022106-003		Bracket (middle)
16.	N.A.		Carriage Bolt (8 mm x 70 mm)
17.	11-052601-001		Carriage Bolt (8 mm x 30 mm)
18.	11-052006-001		Flat Washer (8.4 mm)

N.A. = No Longer Available

Transport Band Boards (Long Pit)



Transport Band Boards (Long Pit)

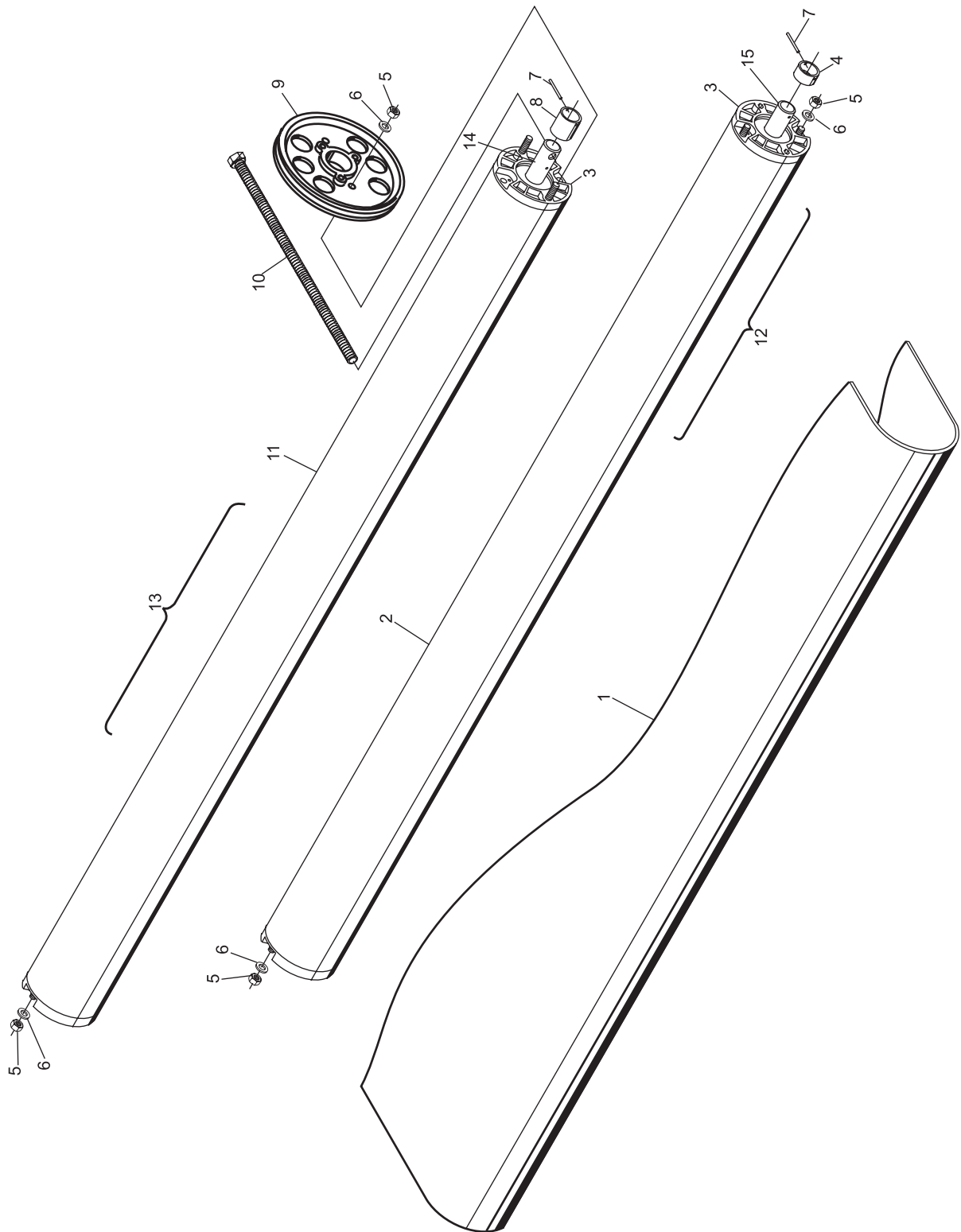
Index

No.	Part No.	Description
1.	11-053581-000	Transport Band Belt (2450 mm x 1440 mm)
2.	N.A.	Roller (front)
3.	47-020908-003	End Cap w/Bearings 2 Stud - Rear Roller only
	47-020908-444	N.A. End Cap w/Bearings 2 Stud - Front Roller only
4.	47-021351-004	Spacer Bushing
5.	11-051744-001	Locknut (8 mm)
6.	11-052017-001	Flat Washer (8.4 mm)
7.	11-052682-001	Rolled Pin (3 mm x 26 mm)
8.	47-021350-004	Spacer Bushing
9.	47-022412-003	Pulley
10.	47-020915-004	Screw
11.	N.A.	Roller (rear)
12.	47-021441-002	Roller Assembly Complete (front)
13.	47-023669-002	S.O. Roller Assembly Complete (rear) - long pit
14.	47-021352-004	Shaft (rear Roller)
15.	47-021353-004	Shaft (front Roller)

N.A. = No Longer Available

S.O. = Special Order

Transport Band Belt (Long Pit)



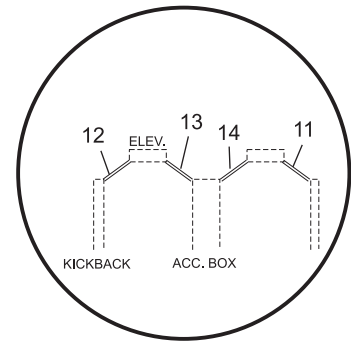
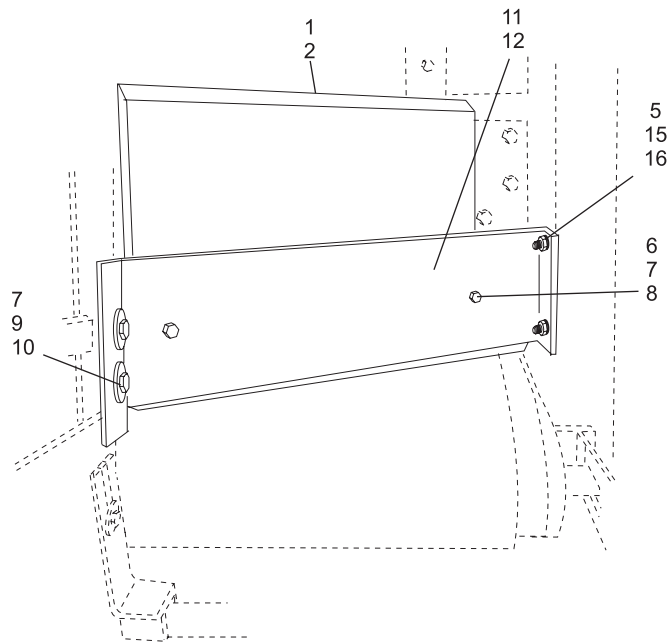
Transport Band Belt (Long Pit)

Index

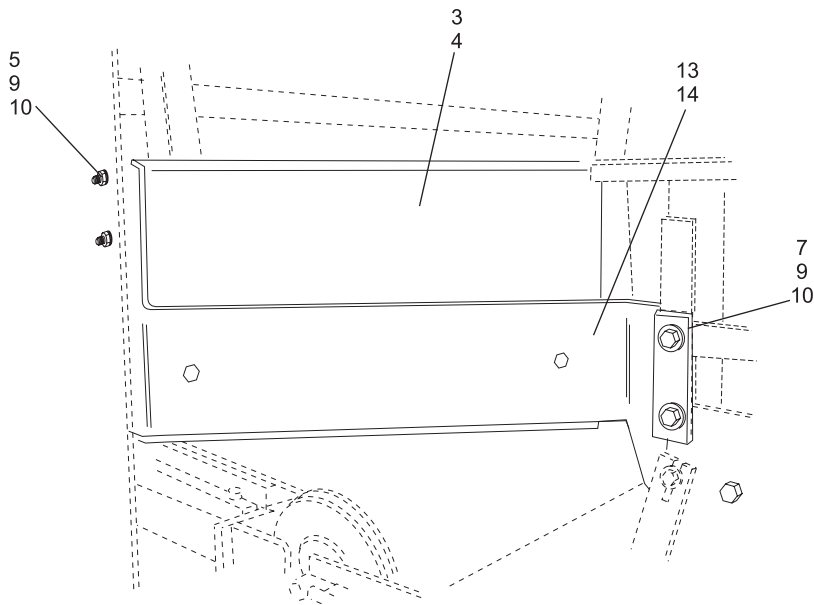
No.	Part No.		Description
1.	47-022291-004	N.A.	R.H. Deflector Board
2.	47-021273-004	N.A.	L.H. Deflector Board
3.	47-022055-003	N.A.	R.H. Deflector Board
4.	47-022434-003		L.H. Deflector Board
5.	11-051744-001		Locknut (8 mm)
6.	11-052601-001		Carriage Bolt (8 mm x 30 mm)
7.	11-051770-001		Lockwasher (8 mm)
8.	11-051704-001		Hex Nut (8 mm)
9.	11-051010-001		Hex Hd. Cap Screw (8 mm x 20 mm)
10.	11-052019-001		Flat Washer (8.4 mm)
11.	47-021310-002		R.H. Deflector Plate
12.	47-021311-002		L.H. Deflector Plate
13.	47-022290-002		R.H. Deflector Plate
14.	47-022289-002		L.H. Deflector Plate
15.	11-051017-001		Hex Hd. Cap Screw (8 mm x 90 mm)
16.	11-052003-001		Flat Washer (8.4 mm)

N.A. = No Longer Available

Deflector Boards and Plates (Long Pit)



NOTE: THERE ARE 4 DIFFERENT DEFLECTOR PLATES. SEE ABOVE DRAWING FOR REQUIRED PLATES.



Deflector Boards and Plates (Long Pit)

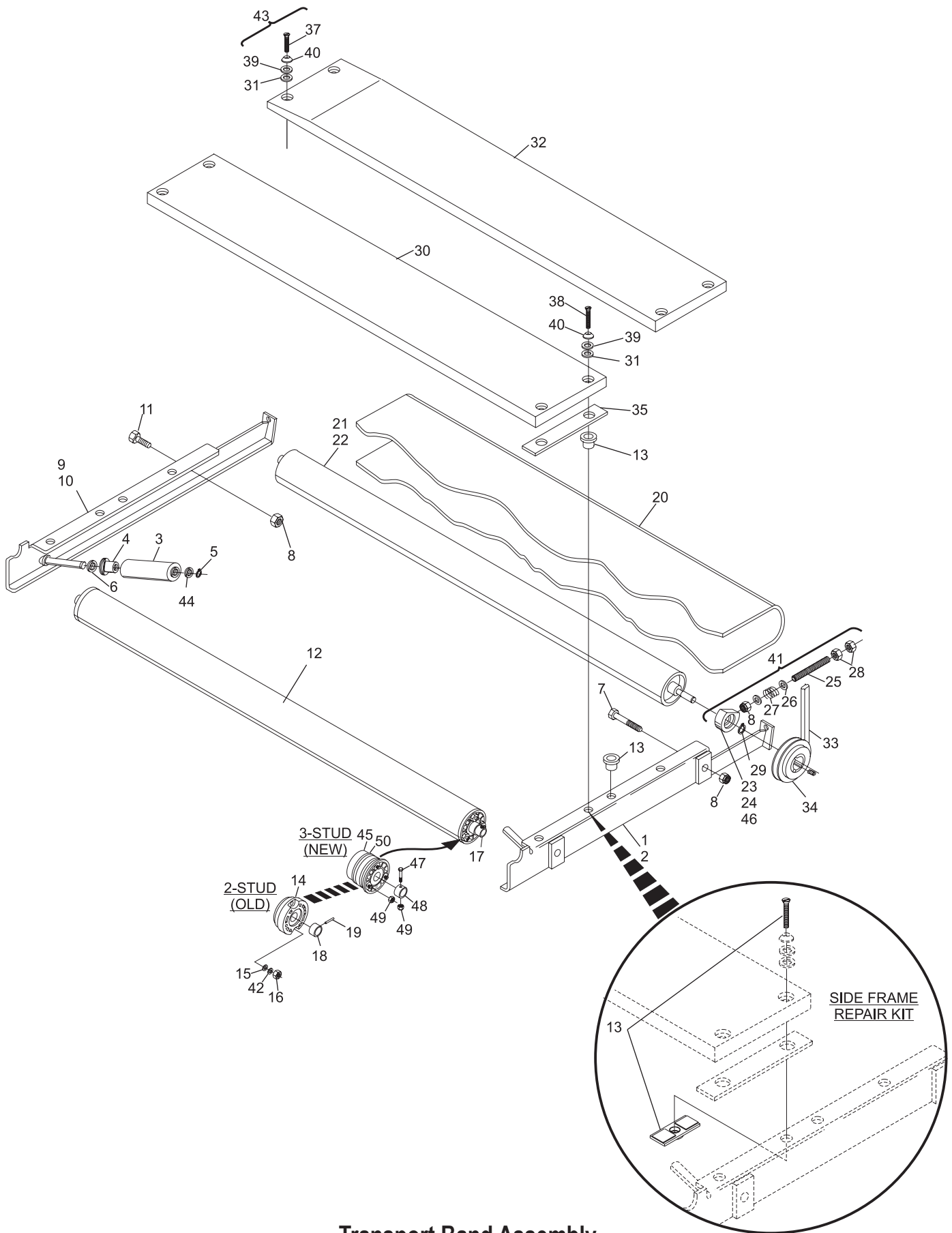
Index No.	Part No.	Description	Index No.	Part No.	Description
1.	47-024735-009	R.H. Transport Band Side Frame Complete	33.	11-053909-000	V Belt (10 mm x 6 mm x 2560 mm) - use with 110 mm pulley
2.	N.A.	R.H. Transport Band Side Frame Only		11-053910-000	V-Belt (10 mm x 6 mm x 2650 mm) use with 125 mm pulley
3.	47-020942-003	Roller			
4.	47-020943-004	Roller Bushing			
5.	11-051858-001	Retaining Ring (15 mm)	34.	47-024330-004	V-Belt Pulley (110 mm)
6.	11-052053-001	N.A. Flat Washer (17 mm)		47-025049-004	V-Belt Pulley (125 mm)
	47-861011-001	R.O. Flat Washer (17 mm) Pkg. of 10	35.	47-023915-004	Rubber Spacer
7.	11-051565-009	Socket Hd. Machine Screw (10 mm x 110 mm)	36.	11-051746-001	Locknut (3 mm)
	11-051569-009	R.O. Socket Hd. Machine Screw (M10 x 120 mm) Pkg. of 10	37.	11-052401-001	Slt'd. Pan Hd. Machine Screw (8 mm x 50 mm, GS-92)
8.	11-051745-001	Lock Nut (10 mm)		11-052929-000	Slt'd. Pan Hd. Machine Screw (10 mm x 50 mm, GS-96 and above)
9.	47-024736-009	L.H. Transport Band Side Frame Complete	38.	11-052402-001	N.A. Slt'd. Pan Hd. Machine Screw (8 mm x 60 mm, GS-92)
10.	N.A.	L.H. Transport Band Side Frame Only		47-861018-001	R.O. Slt'd. Pan Hd. Machine Screw (8 mm x 60 mm, GS-92) Pkg. of 10
11.	11-051045-001	Hex Hd. Machine Screw (10 mm x 30 mm)		11-052930-000	He Hd. Cap Screw (10 mm x 60 mm, GS-96 and above)
12.	47-023981-002	Roller Assembly Complete, (front) 3 Stud End Cap - Replaces 2 Stud End Cap Roller Assembly	39.	47-023663-004	Rubber Washer (3 mm x 24 mm x 8 mm, GS-92)
13.	11-135400-000	Rubber Well Nut (8 mm, machine series 43 to 76)		47-024739-004	N.A. Rubber Washer (3 mm x 28 mm x 10 mm, GS-96 and above)
	11-050326-001	N.A. Rivot Nut		47-861042-001	R.O. Rubber Washers (Pkg of 10)
	47-276153-009	R.O. Side Frame Repair Kit (contains 1 Repair Nut and 1 screw 11-052830-000)	40.	11-052150-001	Finishing Washer (8 mm, GS-92)
14.	47-020908-003	End Cap w/Bearing (2 Stud Front rollers Only)		47-024740-004	Finishing Washer (5.3 mm x 28 mm x 10.2 mm, GS-96 and above)
15.	11-052003-001	Flat Washer (8.4 mm)			Bearing Block Repair Kit
16.	11-051744-001	Locknut (8 mm)	41.	*47-274332-002	Lock Washer (8 mm)
17.	47-023933-004	Shaft - Front	42.	11-051770-001	N.A. Board Screw Kit (8 mm)
18.	47-023982-004	N.A. Spacer Bushing (13.5 mm)		47-274231-009	N.A. Board Screw Kit (10 mm)
	47-026371-009	R.O. Spacer Bushing (13.5 mm) - Qty. of 2	43.	47-024744-009	N.A. Flat Washer (15 mm)
19.	11-052676-001	Roll Pin (3 mm x 30 mm)	44.	11-052064-001	Bearing (3-stud)
20.	11-635201-000	Transport Band Carpet (2020 mm x 1440 mm)	45.	47-025178-003	Retaining Ring (52 mm)
	11-635201-100	Certified Transport Band Belt	46.	11-051902-001	Hex Head Cap Screw (3 mm x 30 mm)
21.	47-025051-001	Even Lane Short Roller Assembly Complete (rear)	47.	11-051561-001	Spacer Bushing (21 mm) - Qty. of 2
	47-024905-001	Odd Lane Short Roller Assembly Complete (rear)	48.	47-026370-009	Hex Nut (6 mm)
22.	N.A.	Roller Only (rear)	49.	11-051743-001	Pkg. O-Rings (Qty. of 4)
23.	47-024094-003	Housing	50.	47-860013-000	
24.	11-430055-000	Deep Groove Ball Bearing			
25.	47-024093-004	Threaded Rod (10 mm x 140 mm)			
26.	11-052050-001	Flat Washer (10.5 mm)			
27.	47-024309-004	Spring			
28.	11-051703-001	Hex Nut (10 mm)			
29.	11-051853-001	Retaining Ring (20 mm)			
30.	47-023959-003	Front Board Assembly Complete			
31.	11-052019-001	Flat Washer (8.4, GS-92)			
	47-024741-004	Flat Washer (10.5 mm, GS-96 and above)			
32.	47-025175-003	L.H. Rear Board Assembly - Complete (odd lane)			
	47-025176-003	R.H. Rear Board Assembly - Complete (even lane)			

N.A.= No Longer Available
R.O.= Replacement Option

* Includes index nos. 23, 24, 25, 26, 27 & 28

NOTE: For faster transport band belt/pulley operation, order Kit part number 47-862842-000 contains 1 each: 47-025049-000 (125 mm Pulley), 11-053910-000 (125 mm V-Belt), 47-093863-003 (12/15 mm Pulley), and 47-024838-004 (Polycord Belt)

Transport Band Assembly Short Pit Machines Series 43 and Above



Transport Band Assembly Short Pit Machines Series 43 and Above

Index

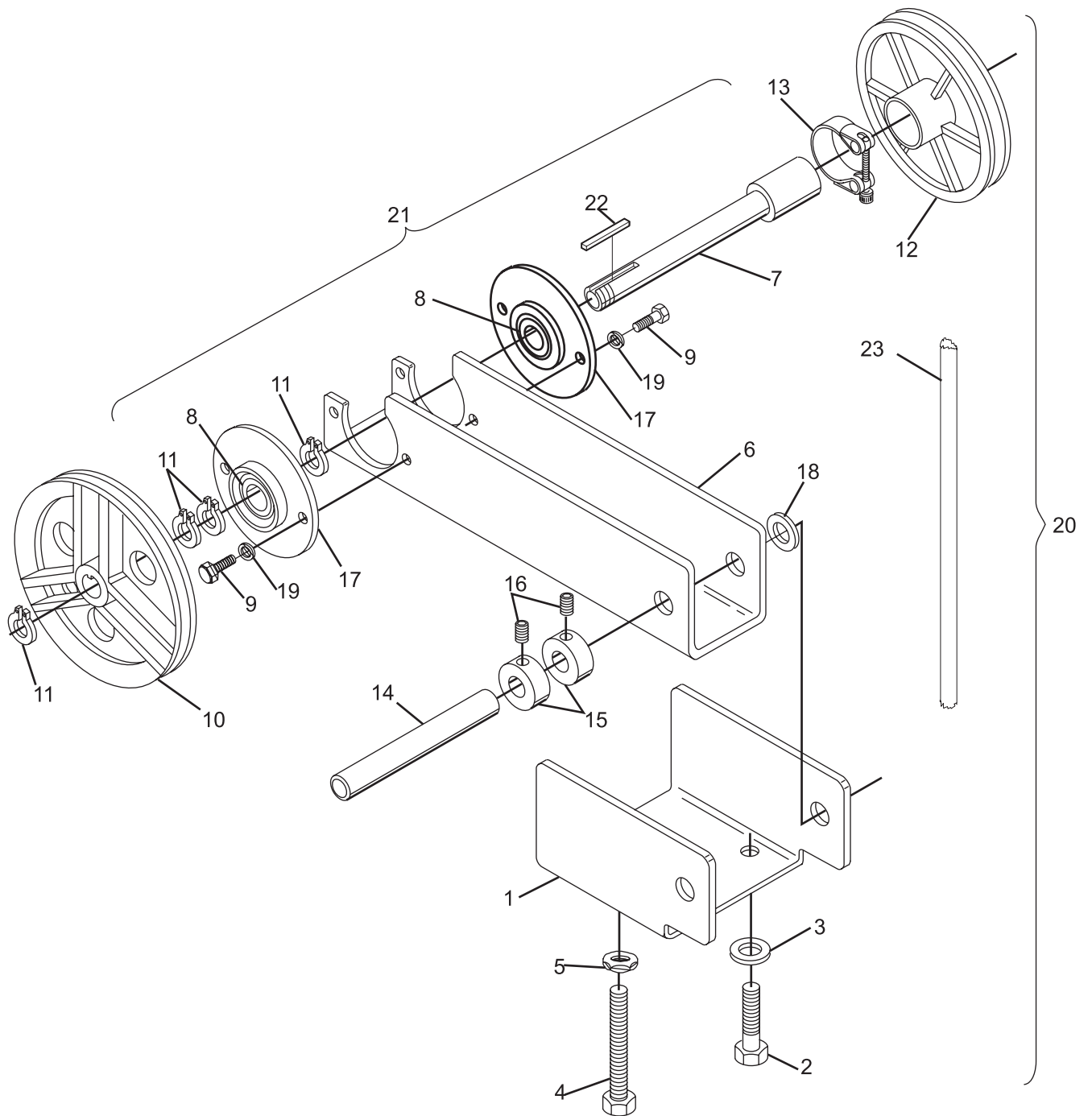
No.	Part No.	Description
1.	47-024006-003	Support Bracket
2.	11-051006-001	Hex Hd. Machine Screw (10 mm x 50 mm)
3.	11-052028-001	Flat Washer (10.5 mm)
4.	11-051046-001	Hex Hd. Machine Screw (10 mm x 80 mm)
5.	11-053153-001	Hex Jam Nut (10mm)
6.	47-023999-002	N.A. Lever (order Index No. 20)
7.	47-023998-004	Shaft
8.	11-430028-000	Bearing
9.	11-054450-000	Self-Tapping Screw (6 mm x 16 mm)
10.	47-013956-003	V-Belt Pulley for 2560 or 2650 mm V-Belt
11.	11-051852-001	Retaining Ring (17mm)
12.	47-093863-003	Round Belt Pulley for 12 or 15 mm Polycord
13.	47-093874-004	Pulley Clamp
14.	47-024037-004	Shaft
15.	11-053616-001	Stop Collar (15 mm)
16.	11-052801-001	Set Screw (6 mm x 6 mm)
17.	47-094326-004	Flange
18.	11-052027-001	Flat Washer (17 mm)
19.	11-052048-001	Flat Washer (6.4 mm)
20.	47-023977-001	Transport Band Belt Tensioner Assembly - Complete (left machine)
21.	*47-274660-009	Tensioner Shaft Retrofit Kit
22.	11-053501-000	Key (5 mm x 5 mm x 25 mm)
23.	47-024838-004	Polycord Belt (15 mm dia.)
	47-024838-005	Polycord Belt (15 mm dia. x 7 m)

N.A.=No Longer Available

* Includes Index Nos. 6, 7, 8, 9, 11, 17, 19 and 22.

NOTE: For faster transport band belt/pulley operation, order Kit part number 47-862842-000 contains 1 each: 47-025049-000 (125 mm Pulley), 11-053916-000 (125 mm V-Belt), 47-093863-003 (12/15 mm Pulley), and 47-024838-005 or 47-024838-004 (15 mm Polycord Belt)

Transport Band Belt Tensioner Assembly - Left Machine Short Pit Machines Series 43 and Above



Transport Band Belt Tensioner Assembly - Left Machine
Short Pit Machines Series 43 and Above

Index

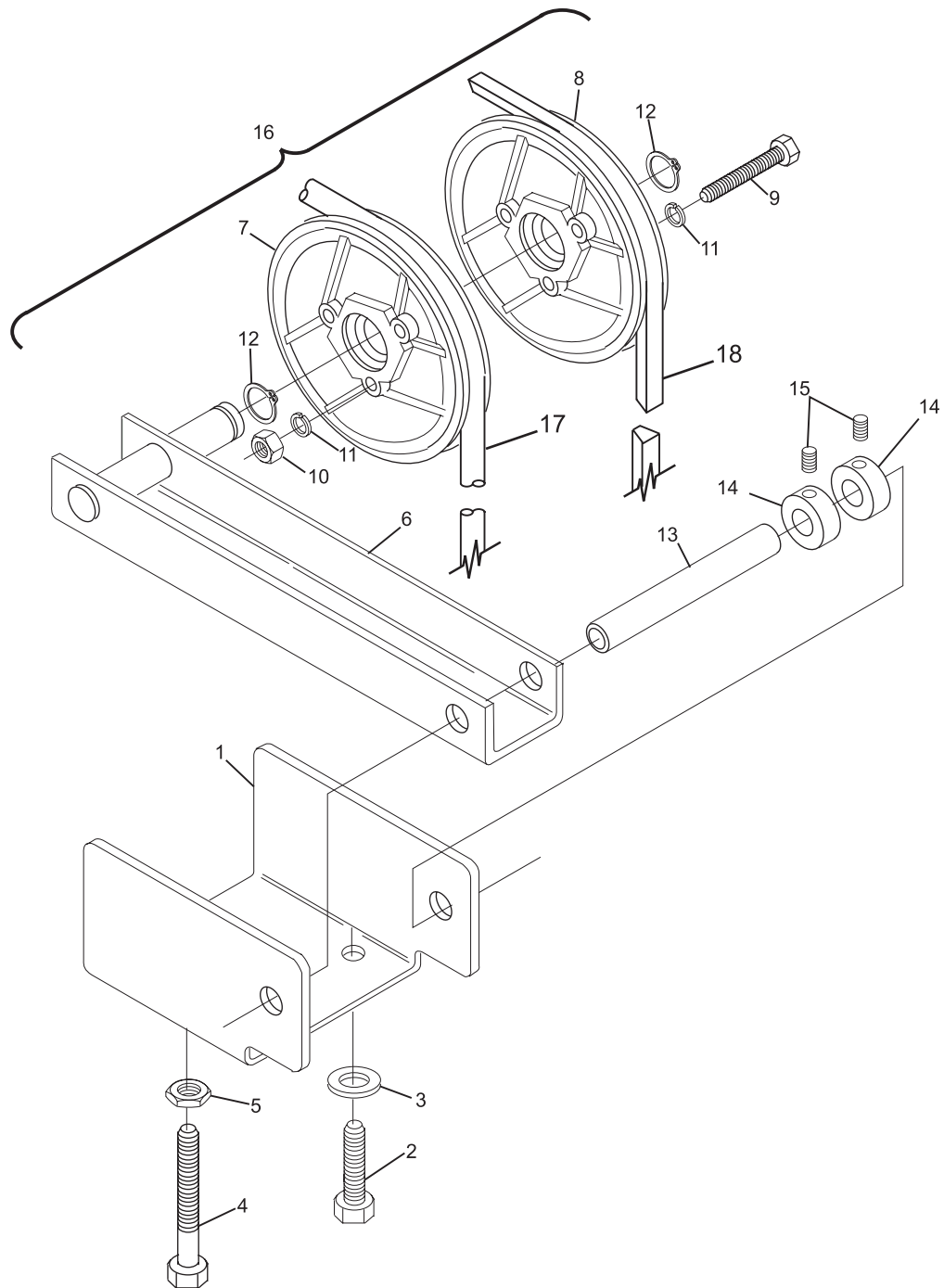
No.	Part No.	Description
1.	47-024006-003	Support Bracket
2.	11-051006-001	Hex Hd. Machine Screw (10 mm x 50 mm)
3.	11-052028-001	Flat Washer (10.5 mm)
4.	11-051046-001	Hex Hd. Machine Screw (10 mm x 80 mm)
5.	11-053153-001	Hex Nut (10 mm)
6.	47-024007-003	Pivot Arm
7.	47-092415-003	Round Belt Pulley for 12 mm or 15 mm polycord
8.	47-024004-003	V-Belt Pulley for 2560 mm or 2650 mm V-Belt
9.	11-051002-001	Hex Hd. Machine Screw (5 mm x 30 mm)
10.	11-051742-001	Locknut (5mm)
11.	11-052005-001	Flat Washer (5.3 mm)
12.	11-051852-001	Retaining Ring (17 mm)
13.	47-024037-004	Shaft
14.	11-053616-001	Stop Collar (15 mm)
15.	11-052801-001	Set Screw (6 mm x 6 mm)
16.	*47-023980-001	R.H Machine Transport Band Belt Tensioner Assembly Complete
17.	47-024838-004	N.A. Polycord Belt (15 mm)
	47-024838-005	R.O. Polycord Belt (15 mm x 7 mm)
18.	11-053909-000	V Belt (10 mm x 6 mm x 2560 mm) - use with 110 mm pulley
	11-053910-000	V-Belt (10 mm x 6 mm x 2650 mm) - use with 125 mm pulley

N.A. = No Longer Available

R.O. = Replacement Option

* Includes Index Nos. 7, 8, 9, 10, 11, and 12

Transport Band Belt Tensioner Assembly - Right Machine Short Pit Machines Series 43 and Above



Transport Band Belt Tensioner Assembly - Right Machine Short Pit Machines Series 43 and Above

Intentionally Blank Page

Section C

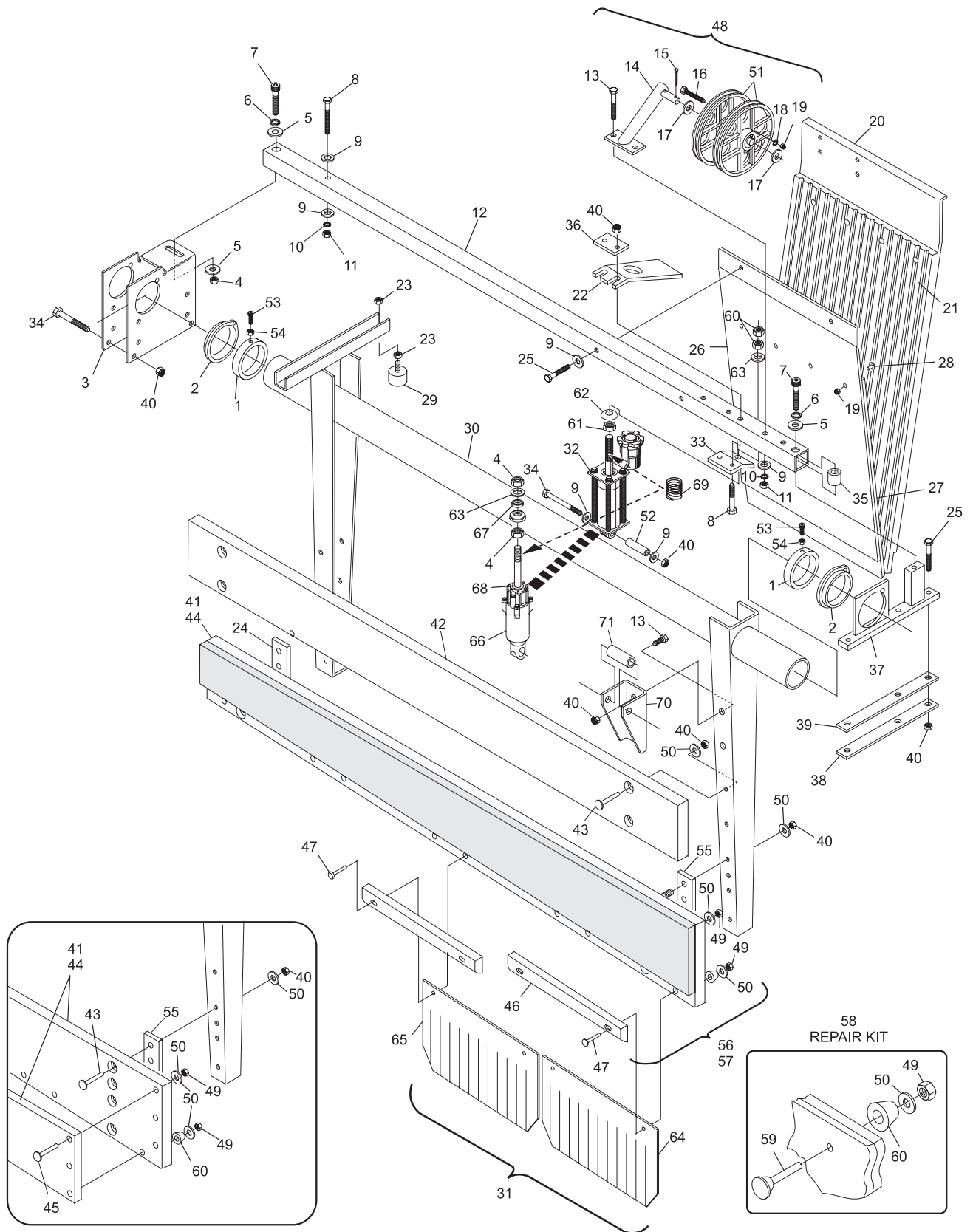
BALL CUSHION & PIT CURTAIN

Index No.	Part No.	Description	Index No.	Part No.	Description
1.	47-020953-004	Stop Collar	35.	47-021110-004	Spacer
2.	99-010108-004	Bearing	36.	47-021120-004	Mounting Plate
3.	47-021466-001	Bearing Block	37.	47-020947-003	Bearing Block
4.	11-051706-001	Hex Nut (12 mm)	38.	N.A.	Wood Shim (5 mm)
5.	11-052024-001	N.A. Flat Washer (13 mm)	39.	47-021318-003	Wood Shim (10 mm)
	47-861010-001	R.O. Flat Washer (13 mm) Pkg. of 20	40.	11-051745-001	Locknut (10 mm)
6.	11-051772-001	Lockwasher (12 mm)	41.	47-025045-009	R.H. Ball Cushion Board w/Facing (even lane)
7.	11-051564-009	Socket Hd. Cap Screw (12 mm x 60 mm)	42.	47-021872-003	Top Ball Cushion Board
8.	11-051012-001	Hex Hd. Cap Screw (10 mm x 70 mm)	43.	11-052618-001	Carriage Bolt (10 mm x 50 mm)
9.	11-052050-001	Flat Washer (10.5 mm)	44.	47-025044-009	L.H. Ball Cushion Board w/Facing (odd lane)
10.	11-051771-001	Lockwasher (10 mm)	45.	11-052603-001	Carriage Bolt (8 mm x 45 mm)
11.	11-051703-001	Hex Nut (10 mm)	46.	47-026102-009	AP Impact Strips (Qty. 2)
12.	47-020948-003	Transverse Bar		47-021010-003	Impact Strip (Black) (Qty. 1)
	47-024077-003	Transverse Bar (short pit)	47.	11-051055-001	Hex Hd. Cap Screw (8 mm x 60 mm)
13.	11-051058-001	Hex Hd. Cap Screw (10 mm x 55 mm)	48.	47-021195-002	Pulley Holder Complete
14.	47-021009-002	Pulley Holder	49.	11-051744-001	Locknut (8 mm)
15.	11-051786-001	Split Pin (2.5 mm x 25 mm)	50.	11-052018-001	Flat Washer (10.5 mm)
16.	11-051014-001	Hex Hd. Cap Screw (6 mm x 45 mm)	51.	47-022410-003	Pulley w/Bearing
17.	11-052012-001	Flat Washer (18 mm)	52.	47-021112-004	Bushing
18.	11-052048-001	Flat Washer (6.4 mm)	53.	11-051515-001	Socket Hd. Cap Screw (6 mm x 18 mm)
19.	11-051743-001	Locknut (6 mm)	54.	11-051702-001	Hex Nut (6 mm)
20.	N.A.	Long Brake Plate (for single feed distributors)	55.	47-021488-004	Long Spacer
21.	N.A.	Rubber Material (rear)	56.	N.A.	L.H. Ball Cushion Frame Assembly odd lane Complete
22.	47-022098-004	Hydraulic Protector Plate	57.	N.A.	R.H. Ball Cushion Frame Assembly even lane Complete
23.	11-051704-001	Hex Nut (8 mm)	58.	47-274281-009	Ball Cushion Repair Kit
24.	47-021489-004	Short Spacer	59.	47-024276-004	Rubber Head Screws
25.	11-051052-001	Hex Hd. Cap Screw (10 mm x 45 mm)	60.	47-023660-004	Cap
26.	N.A.	Short Brake Plate	61.	N.A.	Jam Nut (12 mm x 8 mm)
27.	N.A.	Rubber Material (forward)	62.	47-021119-004	Special Round Top Nut (12 mm)
28.	11-051879-001	N.A. Truss Hd. Machine Screw (6 mm x 20 mm)	63.	11-052015-001	Flat Washer (13 mm)
	47-861007-001	R.O. Truss Hd. Machine Screw (6 mm x 20 mm) Pkg. of 5	64.	N.A.	R.H. Cushion Flap (even lane)
29.	11-053578-000	Rubber Bumper - male (8 mm)	65.	N.A.	L.H. Cushion Flap (odd lane)
30.	47-025639-009	Ball Cushion Frame w/Bracket (for both R.H. and L.H. machines)	66.	99-020402-002	N.A. Ball Cushion Hydraulic - Complete (all GS Pinsetters)
31.	47-274888-009	Cushion Flap Kit Complete		99-026121-000	R.O. Ball Cushion Hydraulic Assembly
32.	N.A.	Ball Cushion Hydraulic Complete	67.	47-021108-004	Spacer (used in new and old Shock)
	99-020402-002	N.A. Cushion Flap Assembly	68.	11-055351-000	Sealing Ring (all GS Shocks)
	99-026121-000	R.O. Hydraulic Ball Cushion Assembly	69.	47-071602-004	Compression Spring
33.	N.A.	Hydraulic Mounting Plate	70.	47-025637-003	Bracket
34.	11-051013-001	Hex Hd. Cap Screw (10 mm x 90 mm)	71.	47-025638-004	Spacer

N.A. = No Longer Available

R.O. = Replacement Option

Ball Cushion Assembly



Ball Cushion Assembly

No.	Index Part No.		Description
1.	*47-092332-003	S.O.	R.H. Overflow Chute Complete (long pit version)
	*47-095186-009	N.A.	R.H. Overflow Chute Complete (short pit version) - see page 6C
	47-095740-009	R.O.	R.H. Overflow Chute w/o Sock
2.	11-051043-001		Hex Hd. Cap Screw (8 mm x 12 mm)
3.	11-052361-001		Pan Hd. Machine Screw (5 mm x 12 mm)
4.	11-051744-001		Locknut (8 mm)
5.	11-051742-001		Locknut (5 mm)
6.	11-052019-001		Flat Washer (8.4 mm)
7.	11-052039-001		Fender Washer (5.3 mm)
8.	11-603301-000		Overflow Chute Clamp
	47-862780-000	N.A.	Chute Clamp Kit (consists of 10 clamps only - no banding)
9.	47-092529-000		Sock (White)
	47-092529-600		Sock - heavy duty (White)
	47-022531-000		Sock (Black)
10.	**47-092333-003	S.O.	L.H. Overflow Chute Complete (long pit version)
	**47-095187-009	N.A.	L.H. Overflow Chute Complete (short pit version) - see page 6C
	47-095739-009	R.O.	L.H. Overflow Chute w/o Sock
11.	47-092298-003		Sock Brace Only
12.	47-092527-000		Pin Wipe
13.	47-092310-004		Felt (for Sock Brace)
14.	47-092448-004		Felt (for inside wall, long pit version)
	47-094073-004		Felt (for inside wall, short pit version)
15.	47-092449-004		Felt (for bottom, long pit version)
	47-094075-004		Felt (for bottom, short pit version)
16.	47-092450-004		Felt (for outside wall, long pit version)
	47-094076-004		Felt (for outside wall, short pit version)
17.	N.A.		R.H. Overflow Chute Only (long pit version)
	N.A.		R.H. Overflow Chute Only (short pit version)
18.	N.A.		L.H. Overflow Chute Only (long pit version)
	N.A.		L.H. Overflow Chute Only (short pit version)
19.	47-093749-004		Bracket
20.	47-094355-004		Bracket
21.	11-053575-000		Rubber Mount
22.	47-094356-004		Mounting Plate
23.	47-094357-003		Plate
24.	11-053585-000		Rubber Bumper
25.	11-052928-001		Countersunk Screw (6 mm x 10 mm)
26.	11-052048-001		Flat Washer (6.4 mm)
27.	11-051743-001		Locknut (6 mm)
28.	11-052369-001		Pan Hd. Machine Screw (5 mm x 16 mm)
29.	11-051011-001		Hex Hd. Cap Screw (8 mm x 50 mm)
30.	11-052006-001		Flat Washer (8.4 mm)
31.	11-051038-001		Hex Hd. Cap Screw (8 mm x 16 mm)

N.A. = No Longer Available

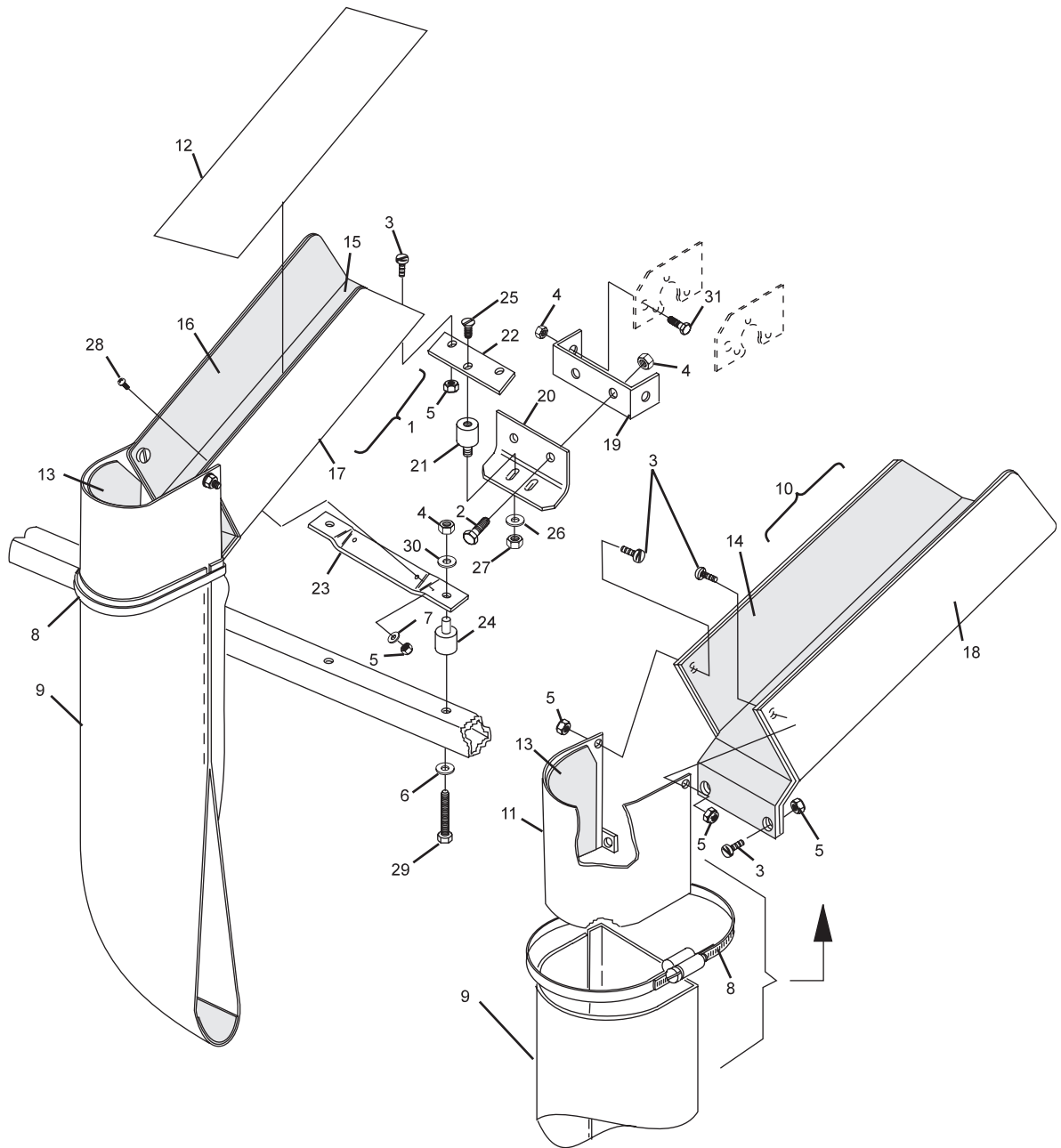
R.O. = Replacement Option

S.O. = Special Order

* Includes Index Nos. 3,5,7,8,9,11,13,14,15,16 and 17

** Includes Index Nos. 3,5,7,8,9,11,13,14,15,16 and 18

Dual Feed Overflow Chute



Dual Feed Overflow Chute

Index

No.	Part No.	Description
1.	11-051030-001	Hex Hd. Cap Screw (5 mm x 20 mm)
2.	11-052039-001	Flat Washer (5.3 mm)
3.	11-051742-001	Locknut (5 mm)
4.	11-051744-001	Locknut (8 mm)
5.	11-051043-001	Hex Hd. Cap Screw (8 mm x 12 mm)
6.	47-022531-000	Sock (Black)
	47-092529-600	Sock - heavy duty (White)
7.	11-603301-000	Overflow Chute Clamp
8.	*47-095739-009	L.H. Plastic Chute
9.	*47-095740-009	R.H. Plastic Chute
10.	47-095080-004	Support Bracket
11.	47-093937-003	N.A. L.H. Chute Assembly
	47-095739-009	R.O. L.H. Chute Assembly w/o Sock
	47-093938-003	N.A. R.H. Chute Assembly
	47-095740-009	R.O. R.H. Chute Assembly w/o Sock
12.	47-860003-000	Pin Wipe
13.	47-093749-004	Chute Bracket

N.A. = No Longer Available

R.O. = Replacement Option

* When ordering - order the new style chute part numbers:

47-095738-001 L.H. Plastic Chute - only

47-095737-001 R.H. Plastic Chute - only

And order upgrade kit 47-275731-009 to upgrade to a shock mounted overflow chute, contains parts for two chutes.

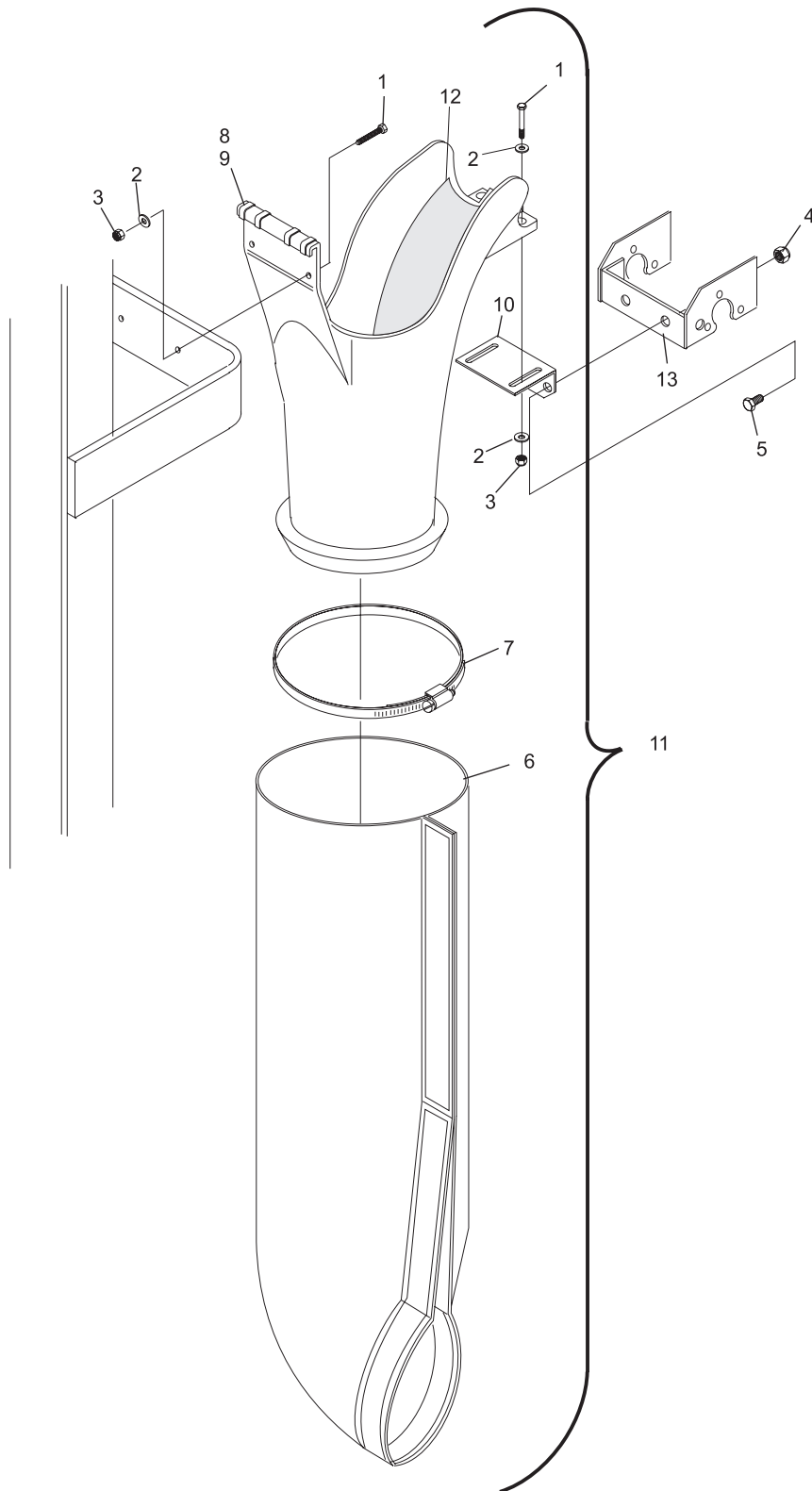
** Order new shock mounted overflow chutes:

47-095740-009 R.H. Chute Assembly w/out Sock

47-095739-009 L.H. Chute Assembly w/out Sock

Reference page 11C.

Dual Feed Overflow Chute (Plastic)



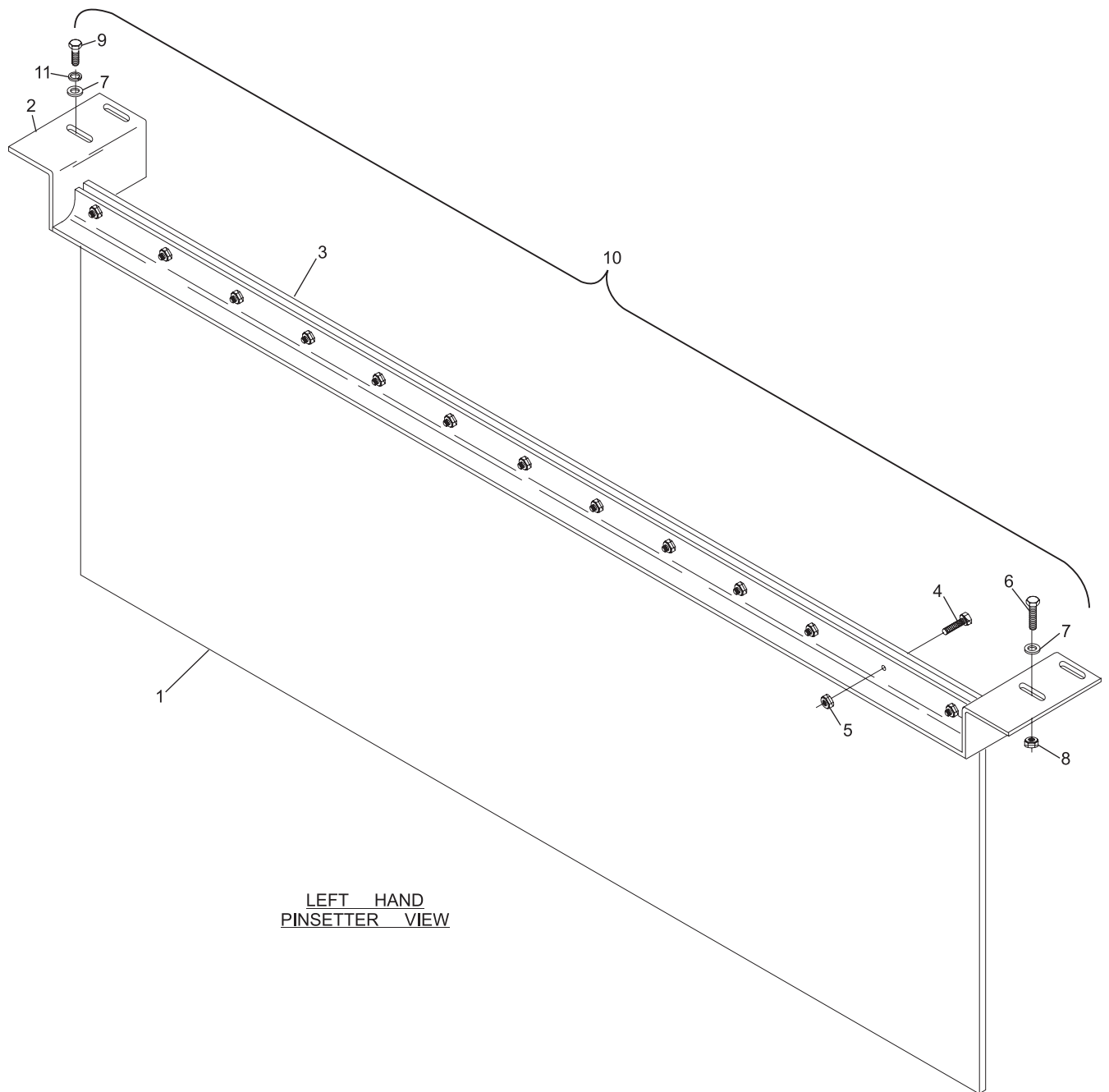
**Dual Feed Overflow Chute
(Plastic)**

Index

No.	Part No.	Description
1.	47-021084-004	Curtain
2.	47-021088-002	Pit Curtain Holder
3.	N.A.	Pit Curtain Support Bracket
4.	11-051533-001	Socket Hd. Cap Screw (8 mm x 25 mm)
5.	11-051744-001	Locknut (8 mm)
6.	11-051015-001	Hex Hd. Cap Screw (8 mm x 25 mm)
7.	11-052006-001	Flat Washer (8.4 mm)
8.	11-051745-001	Locknut (10 mm)
9.	11-051010-000	N.A. Hex Head Cap Screw (8 mm x 20 mm)
10.	47-021196-002	Pit Curtain Assembly Complete
11.	11-051770-001	Lockwasher (8 mm)

N.A. = No Longer Available

Pit Curtain Assembly



LEFT HAND
PINSETTER VIEW

Pit Curtain Assembly

Index

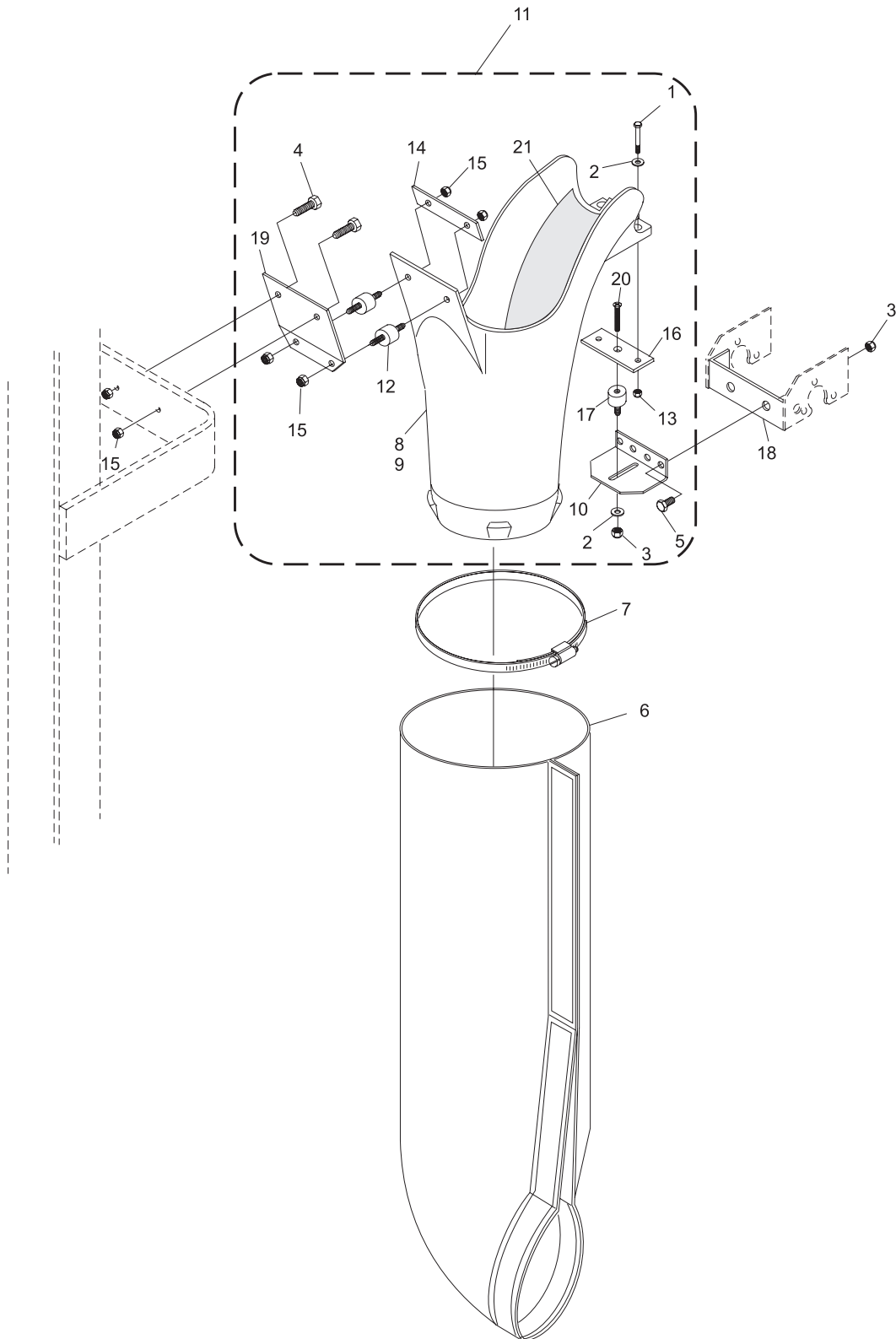
No.	Part No.		Description
1.	11-051004-001	N.A.	Hex Hd. Cap Screw (5 mm x 25 mm)
	47-861001-001	R.O.	Hex Hd. Cap Screw (5 mm x 25 mm) Pkg. of 10
2.	11-052039-001		Flat Washer (5.3 mm)
3.	11-051744-001		Locknut (8 mm)
4.	11-051035-001		Hex Hd. Cap Screw (6 mm x 16 mm)
5.	11-051038-001		Hex Hd. Cap Screw (8 mm x 16 mm)
6.	47-022531-000		Sock (Black)
	47-092529-600		Sock - heavy duty (White)
7.	11-603301-000		Overflow Chute Clamp
8.	47-095738-001		L.H. Plastic Chute - only
9.	47-095737-001		R.H. Plastic Chute - only
10.	47-095728-004		Angle Bracket
11.	47-095740-009		R.H. Chute Assembly w/out Sock
	47-095739-009		L.H Chute Assembly w/out Sock
12.	11-053587-000		Rubber Bumper (25 mm x 15mm)
13.	11-051742-001		Locknut (5 mm)
14.	47-095727-004		Pressure Plate
15.	11-051743-001		Locknut (6 mm)
16.	47-095726-004		Mounting Plate
17.	11-053588-000		Rubber Bumper (30 mm x 20 mm)
18.	47-093749-004		Bracket
19.	47-095729-004		Mounting Bracket
20.	11-052938-001		Flat Hd. Screw (8 mm x 12 mm)
21.	47-860003-000		Pin Wipe
22.	*47-275731-009		Overflow Chute Conversion Kit (contains index numbers: 2, 3, 4, 5, 10, 12, 14, 15, 16, 17, 19 and 20)

N.A. = No Longer Available

R.O. = Replacement Option

* Not illustrated

Shock Mounted Dual Feed Overflow Chute (Plastic)



**Shock Mounted Dual Feed Overflow Chute
(Plastic)**

Intentionally Blank Page

Section D

ACCELERATOR

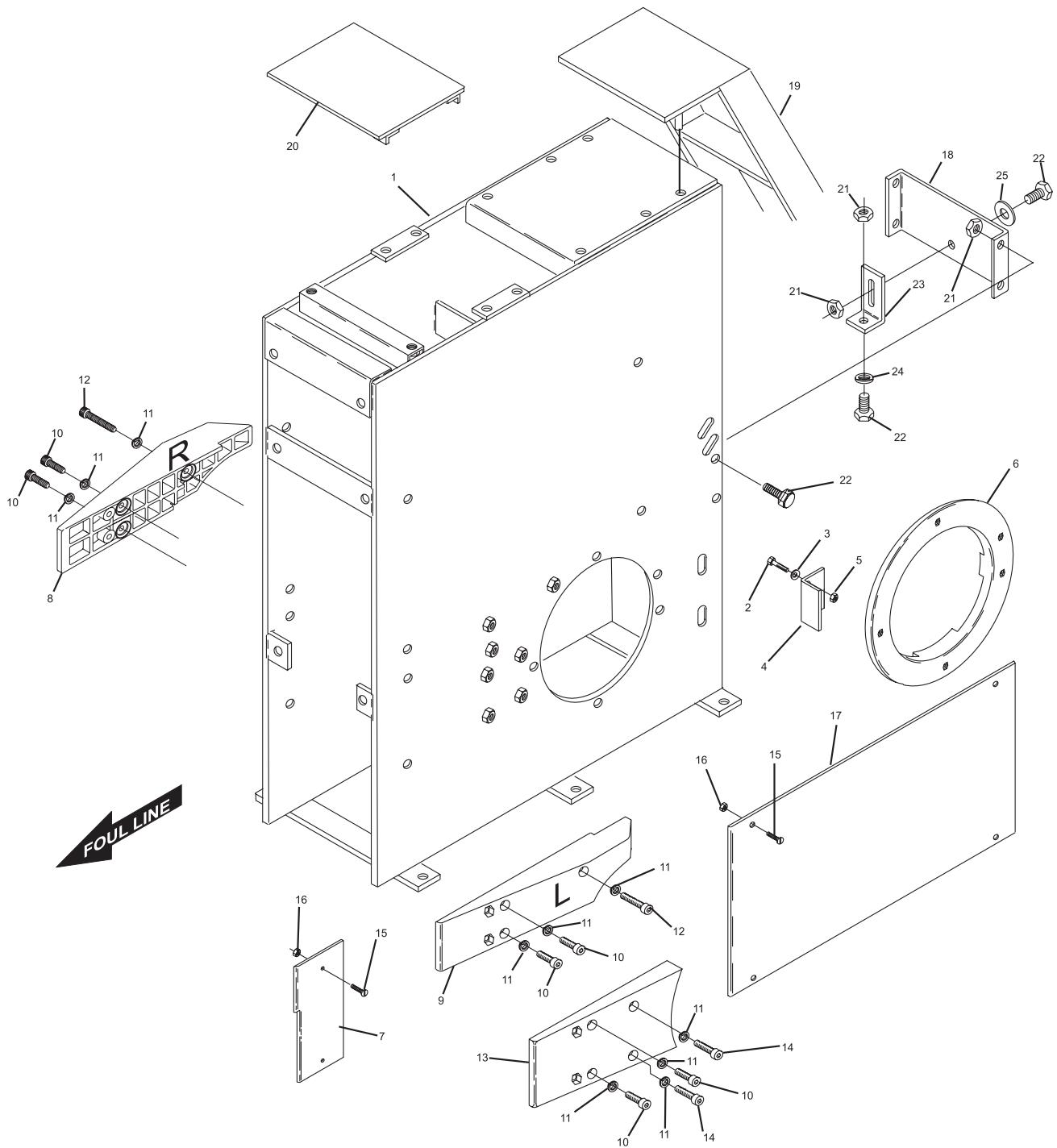
Index

No.	Part No.	Description
1.	47-021476-001	Ball Accelerator Box
2.	11-051019-001	Hex Hd. Cap Screw (10 mm x 25 mm)
3.	11-052018-001	Flat Washer (10.5 mm)
4.	47-021249-004	Ball Cushion Stop
5.	11-051745-001	Locknut (10 mm)
6.	47-021057-003	Ball Door Protector Ring
7.	47-021481-003	Fiber Plate (small)
8.	47-021619-002	Protector Wedge - 10 pin side
9.	47-021620-002	Protector Wedge - 7 pin side
10.	11-051543-001	Socket Hd. Cap Screw (10 mm x 20 mm)
11.	11-051771-001	Lockwasher (10 mm)
12.	11-051551-001	Socket Hd. Cap Screw (10 mm x 45 mm)
13.	47-021618-002	Protector Wedge (lower)
14.	11-051512-001	Socket Hd. Cap Screw (10 mm x 35 mm)
15.	11-052454-001	Flat Hd. Machine Screw (6 mm x 16 mm)
16.	11-051743-001	Locknut (6 mm)
17.	47-021480-003	N.A. Fiber Plate (large)
18.	47-021478-003	Retaining Plate
19.	47-023950-002	N.A. Ladder (short pit)
	47-085967-009	R.O. Ladder
20.	47-023593-003	Guard Plate
21.	11-051744-001	Locknut (8 mm)
22.	11-051010-001	Hex Hd. Cap Screw (8 mm x 20 mm)
23.	47-031479-004	Retaining Plate Bracket
24.	11-052031-001	Flat Washer (9 mm)
25.	11-052017-001	Washer (8.4 mm)

N.A. = No Longer Available

R.O. = Replacement Option

Accelerator Box Assembly



Accelerator Box Assembly

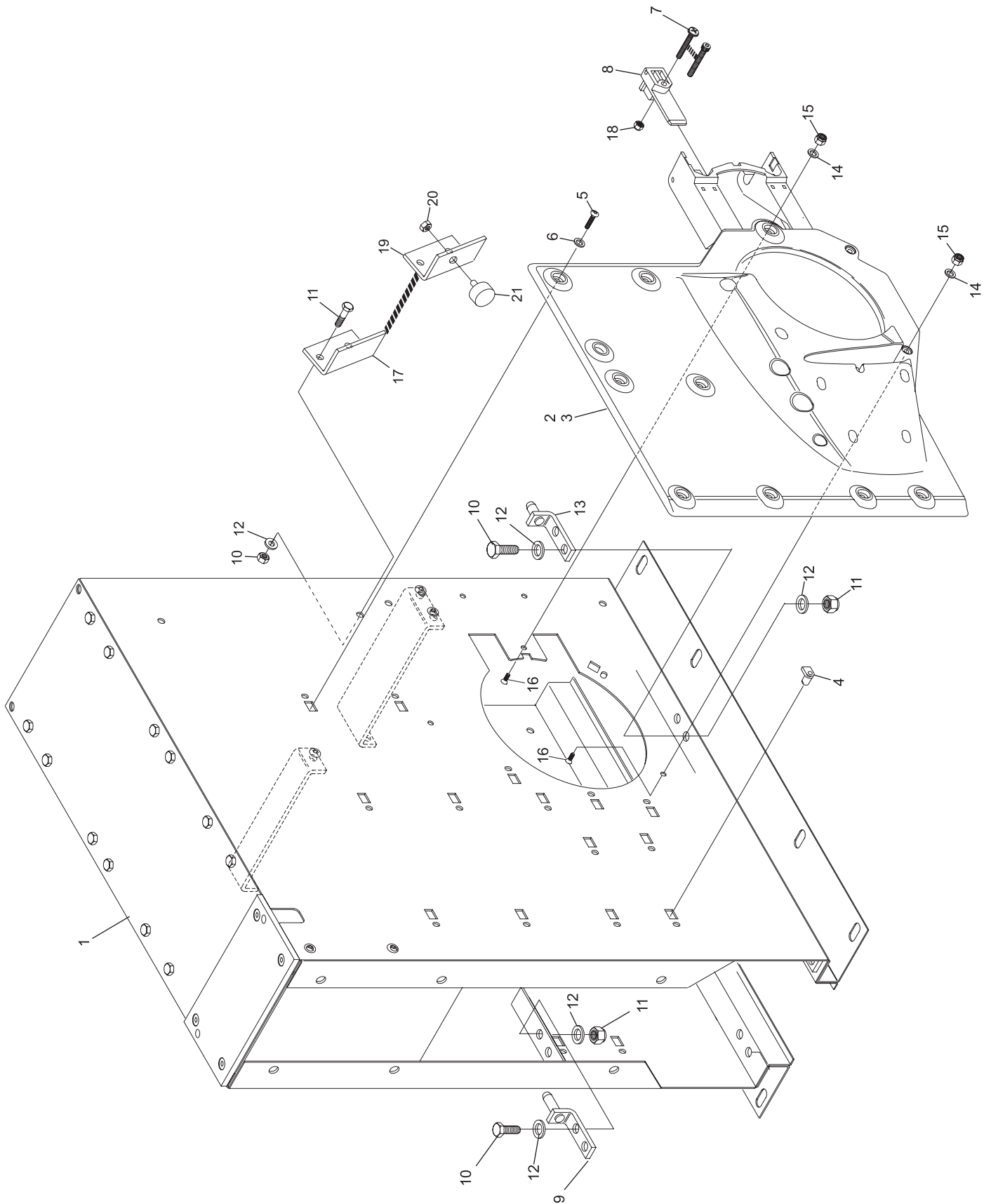
Index

No.	Part No.	Description	
1.	47-035305-009	S.O.	Ball Accelerator Box (complete)
2.	47-035240-001		L.H. Ball Door Protector Plate - 10 pin side
3.	47-035241-001		R.H. Ball Door Protector Plate - 7 pin side (shown)
4.	11-055800-000		EJOT Plastic Fastener (Nut Plate)
5.	11-054466-000		EJOT Plastic Fastener Screw (25 mm x 60 mm)
6.	11-052008-001		Flat Washer (6.4 mm)
7.	11-054460-000	N.A.	EJOT Screw (60 mm x 50 mm)
	11-054466-000	R.O.	Torx Head Self Tap Screw (60 mm x 25 mm)
8.	47-035239-004		Axle Wedge
9.	47-035220-003		Front Accelerator Mount Bracket w/Pin
10.	11-051019-001		Hex Hd. Cap Screw (10 mm x 25 mm)
11.	11-051745-001		Locknut (10 mm)
12.	11-052018-001		Flat Washer (10.5 mm)
13.	47-035219-003		Rear Ball Rod Assembly Mount w/Pin
14.	11-052020-001		Flat Washer (5.3 mm)
15.	11-051742-001		Locknut (5 mm)
16.	11-052933-001		Countersunk Screw (5 mm x 12 mm)
17.	47-021249-004		Ball Cushion Stop
18.	11-051743-001		Locknut (6 mm)
19.	47-025751-004		Stop Bracket
20.	11-051744-001		Hex Nut (8 mm)
21.	99-020434-004		Rubber Bumper (30 x 20)

N.A. = No Longer Available

S.O. = Special Order

GS-X/CPO Accelerator Box Assembly



GS-X/CPO Accelerator Box Assembly

Index No.	Part No.		Description	Index No.	Part No.	Description
1.	47-031455-001	N.A.	Ball Accelerator Frame	30.	11-051028-001	Hex Hd. Cap Screw (6 mm x 25 mm)
	47-275705-009	R.O.	Ball Accelerator Frame (208/230V)	31.	11-051702-001	Hex Nut (6 mm)
	*47-275706-009	N.A.	Ball Accelerator Pkg. (380V)	32.	47-031603-003	Motor Mounting Bracket
2.	47-031248-004		Tension Spring	33.	11-051769-001	Lockwasher (6 mm)
3.	47-031440-003		Tension Bar	34.	11-051704-001	Hex Nut (8 mm)
4.	11-051703-001		Hex Nut (10 mm)	35.	47-031604-004	Shaft
5.	11-053501-000		Key (5 mm x 5 mm x 25 mm)	36.	11-051805-001	Split Pin (2.5 mm x 20 mm)
6.	47-031454-002		Pivoting Lever	37.	47-031307-004	Angle Bracket
7.	47-031456-004		Axle	38.	11-051743-001	Locknut (6 mm)
8.	11-052926-001		Flat Hd. Cap Screw (10 mm x 20 mm)	39.	99-010123-004	Bushing
9.	11-051045-001		Hex HD. Cap Screw (10 mm x 30 mm)	40.	47-031453-004	Spring Bracket
10.	11-051745-001		Locknut (10 mm)	41.	99-020163-004	Spring
11.	10-635127-000		Flat Belt	42.	**47-033867-004	Motor Drive Pulley
12.	***47-035232-002		Front Driving Drum Complete - Spacers not included	43.	11-053904-000	V-Belt (10 mm x 6 mm x 950 mm, 50Cy, export only)
	*47-035234-004		Spacer - needed when replacing Driving Drum (2 each)		11-053907-000	V-Belt (10 mm x 6 mm x 925 mm) 60Cy - domestic only)
13.	47-035064-099		Rear Driving Drum Complete - spacers not included	44.	11-052804-001	Set Screw (16 mm x 8 mm)
	*47-035234-004		Spacer - needed when replacing Driving Drum (2 each)	45.	11-051018-001	Hex Hd. Cap Screw (6 mm x 20 mm)
14.	11-051015-001		Hex Hd. Cap Screw (8 mm x 25 mm)	46.	11-052048-001	Flat Washer (6.4 mm)
15.	11-052028-001		Flat Washer (10.5 mm)	47.	99-040113-002	N.A. Ball Accelerator Motor (1/2 H.P., 230VAC/380VAC)
16.	11-052017-001		Flat Washer (8.4 mm)		99-076363-000	R.O. Distributor Motor (1/2 H.P., 240/400VAC) w/Integral Brake
17.	11-051744-001		Locknut (8 mm)		99-040295-004	N.A. Accelerator Motor (1/2 H.P., 208VAC)
18.	11-052017-001		Flat Washer (8.4 mm)		99-076362-000	R.O. Distributor Motor (208VAC, 0.37kW)
19.	47-862787-000		Protective Cover (Pkg. of 4)	48.	47-032500-004	Ball Stop (for welded configuration)
20.	11-052609-001	N.A.	Carriage Bolt (8 mm x 100 mm)	49.	47-032125-003	Guard Bracket
	47-861021-001	R.O.	Carriage Bolt (8 mm x 100 mm) Pkg. of 5	50.	47-032126-003	Ball Stop
21.	11-680925-000	N.A.	Strain Relief	51.	47-033504-004	Flat Belt Guard Complete
	11-055080-000	R.O.	Strain Relief	52.	11-052610-001	Carriage Belt (6 mm x 20 mm)
22.	68-100192-000	N.A.	Cable Assembly	53.	11-051770-001	Lockwasher (8 mm)
	*47-142614-000		Cable Assembly (GS Consolidated Electronics)	54.	47-022519-000	N.A. Ball Wipe w/Sleeve
23.	47-031309-001		Ball Rod		47-022519-002	N.A. Sleeve only
24.	53-520634-001		Transition Track (GS Accelerators to Return Track)			
25.	11-051045-001		Hex Hd. Cap Screw (10 mm x 30 mm)			
26.	11-051771-001		Lockwasher (10 mm)			
27.	11-052018-001		Flat Washer (10.5 mm)			
28.	47-031261-004		Spacer			
29.	11-053577-000		Rubber Bumper (6 mm Thread)			

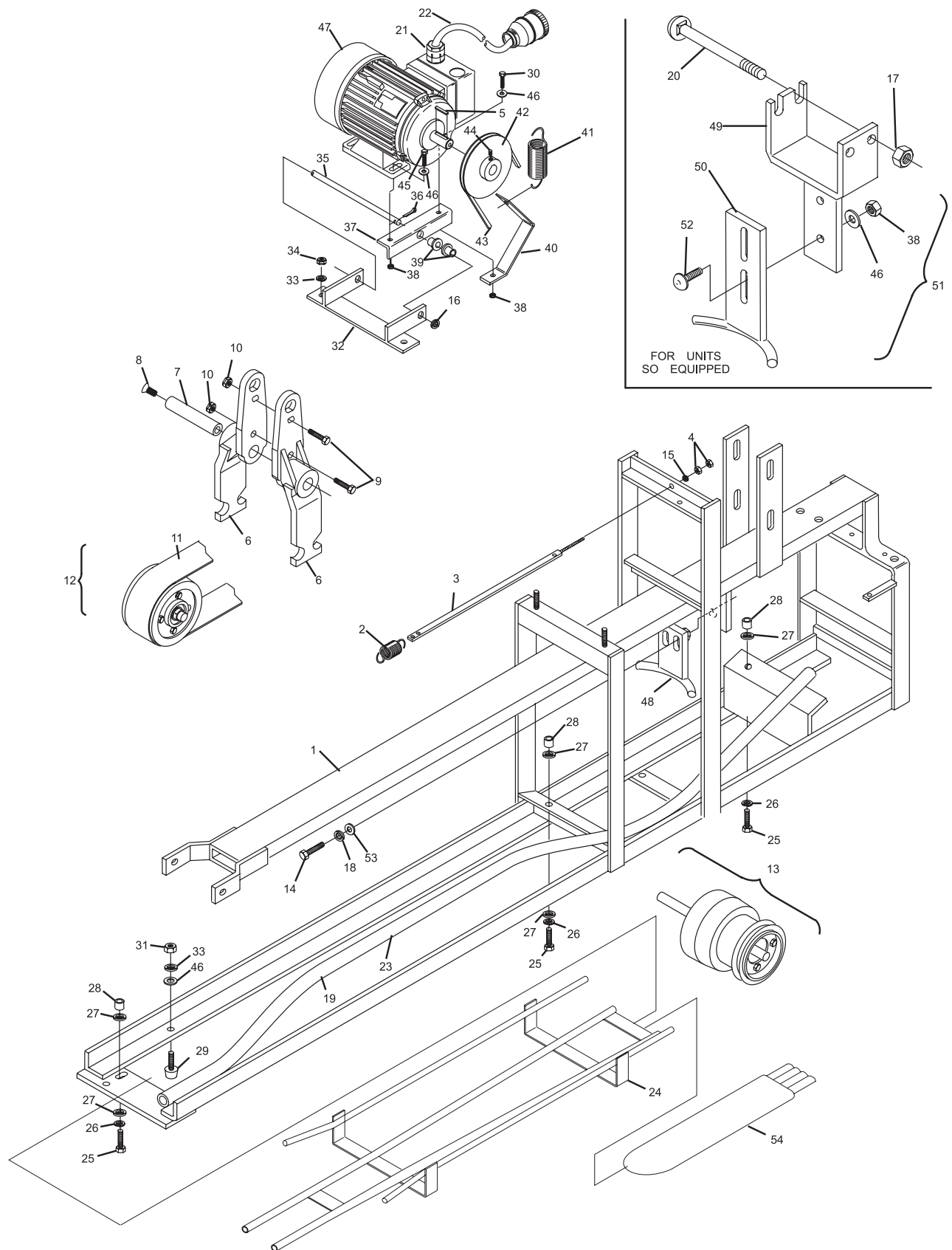
N.A. = No Longer Available

* Not Illustrated

** Replaces 47-031306-004 Motor Drive Pulley

*** Replaces 47-035063-009 Front Drive Drum

Ball Accelerator



Ball Accelerator

Index

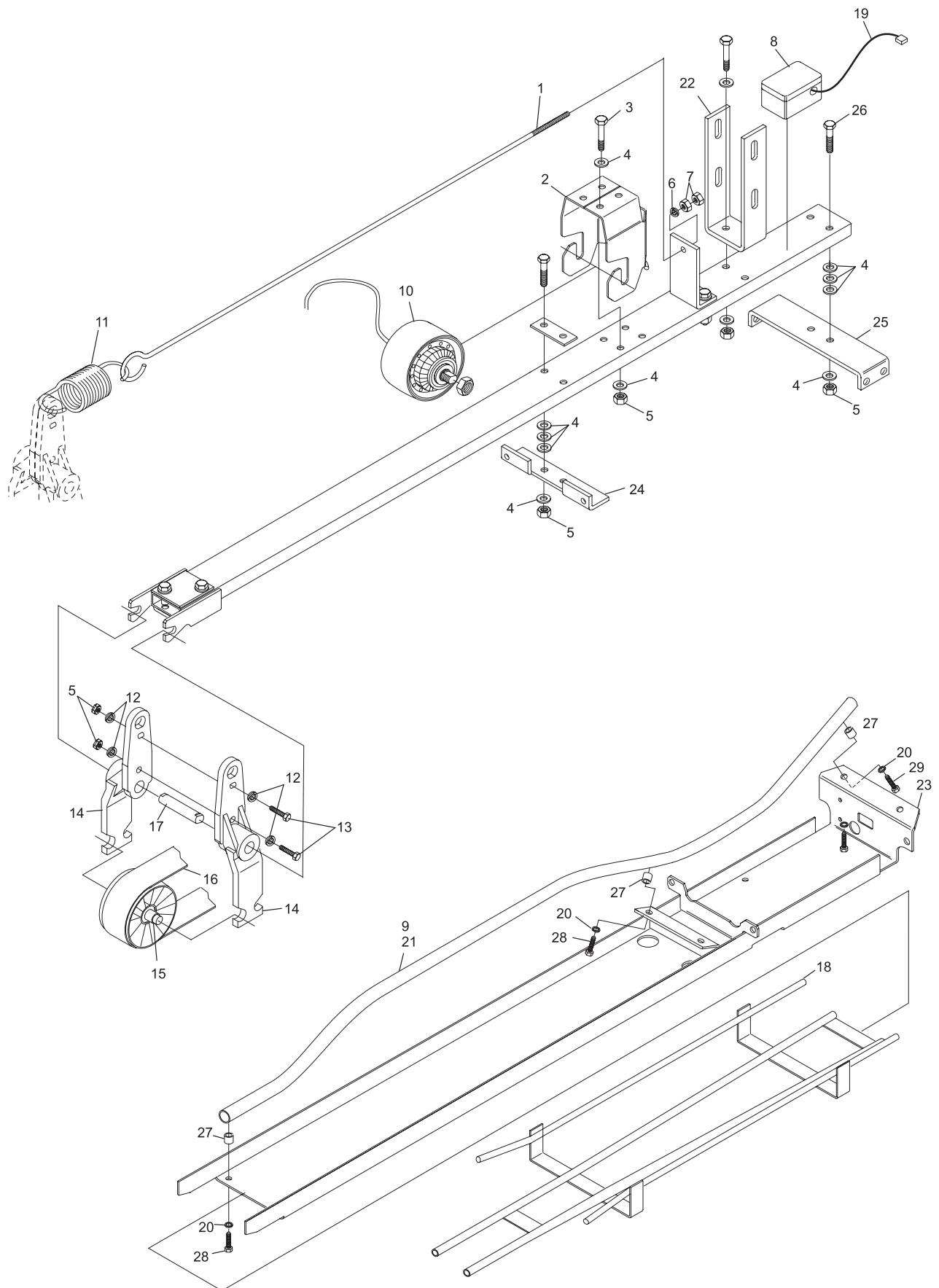
No.	Part No.	Description
1.	47-035236-003	Tension Rod
2.	47-035226-002	Motor Support Bracket
3.	11-051071-000	Hex Head Cap Screw (10 mm x 60 mm)
4.	11-052050-001	Flat Washer (10.5)
5.	11-051745-001	Locknut (10 mm)
6.	11-052019-001	Flat Washer (8.4)
7.	11-051704-001	Nut (8 mm)
8.	47-035600-004	Terminal Box w/Cable
9.	47-862787-000	Protective Cover - Pkg. of 4
10.	99-030363-004	Accelerator Motor/Rear Drive Drum Assembly w/Cable (208/230/380 VAC)
11.	47-031248-004	Tension Spring
12.	11-052018-001	Flat Washer (10.5 mm)
13.	11-051020-001	N.A. Hex Head Screw (M8 x 150 mm)
14.	47-031454-002	Pivot Lever
15.	47-035232-002	Front Driving Drum Complete - spacers not included
	*47-035234-004	Spacer - needed when replacing Driving Drum Complete (2 each)
16.	10-635127-000	Flat Belt
17.	47-035230-004	Axle
18.	53-520634-001	Metric Transition Track (GS Accelerators to Return Track)
19.	47-035600-004	Terminal Box
20.	11-051771-001	Lockwasher (10 mm)
21.	47-035303-009	S.O. Ball Rod w/Cover
22.	47-035225-003	Bracket (locking mechanism)
23.	47-035211-001	Bottom Accelerator Plate
24.	47-035229-002	Front Bracket
25.	47-035228-003	Rear Bracket
26.	11-051093-001	Mounting Screw (10 mm x 75 mm)
27.	47-035214-004	N.A. Spacer
	47-860014-000	R.O. Spacer (Qty. of 5)
28.	11-051045-001	Hex Hd. Cap Screw (10 mm x 30 mm)
29.	11-051078-001	N.A. Hex Hd. Cap Screw (10 mm x 40 mm)

N.A. = No Longer Available

S.O. = Special Order

** = Not Illustrated*

GS-X/CPO Ball Accelerator



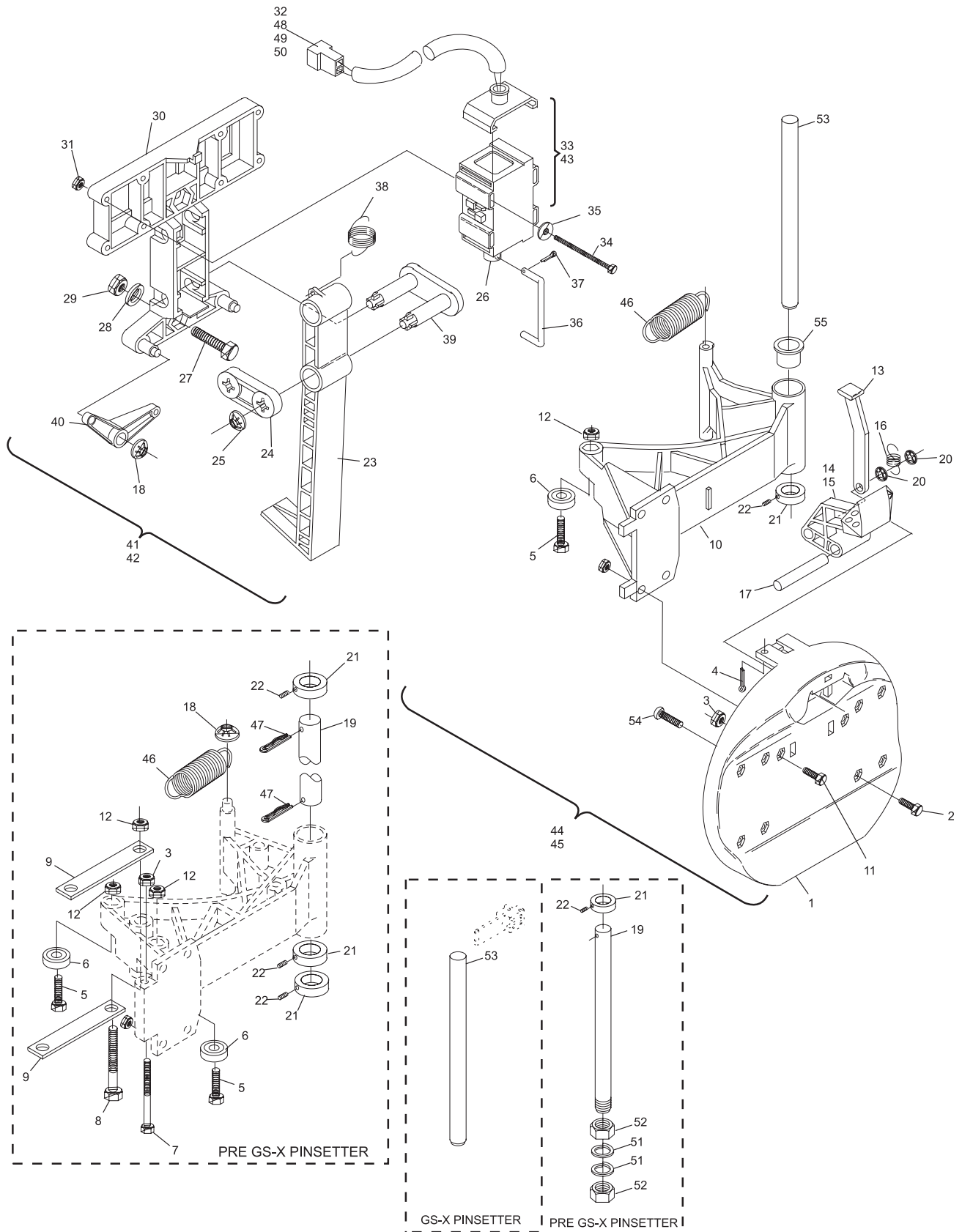
GS-X/CPO Ball Accelerator

Index No.	Part No.	Description	Index No.	Part No.	Description
1.	*47-031054-002	Ball Door	36.	47-031801-004	Connecting Link
2.	11-051018-001	Hex Hd. Cap Screw (6 mm x 20 mm)	37.	11-051791-001	Split Pin (1.6 mm x 10 mm)
3.	11-051743-001	Locknut (6 mm)	38.	47-031799-004	Tension Spring
4.	11-051793-001	Cotter Pin (2 mm x 16 mm)	39.	47-031798-004	Connecting Stud
5.	11-051067-001	Hex Hd. Cap Screw (8 mm x 35 mm)	40.	47-031802-004	Lever
6.	11-430046-000	Bearing	41.	47-033558-009	R.H. Locking Mechanism Complete
7.	11-051060-001	Hex Hd. Cap Screw (6 mm x 70 mm)	42.	***47-033557-009	L.H. Locking Mechanism
8.	11-051061-001	Hex Hd. Cap Screw (8 mm x 75 mm)	43.	**47-243030-004	N.A. Solenoid Assembly Complete (silver box, consolidated box, and nexgen electronics)
9.	47-031090-004	Support Brace		99-070356-004	R.O. Solenoid Assembly
10.	*47-031058-001	Arm - all GS pinsetters - see note	44.	47-033556-009	R.H. Ball Door with Arm Complete
11.	11-051008-001	Hex Hd. Cap Screw (6 mm x 10 mm)	45.	47-033555-009	L.H. Ball Door with Arm Complete
12.	11-051744-001	Locknut (8 mm)	46.	47-030276-004	Ball Door Arm Tension Spring
13.	47-031822-004	Lever	47.	11-054301-001	N.A. Hitch Pin (3 mm x 62 mm)
14.	47-031056-003	L.H. Ball Door Key		47-861032-001	R.O. Hitch Pin (3 mm x 62 mm) Pkg. of 10
15.	47-031055-003	R.H. Ball Door Key	48.	11-680302-000	N.A. Terminal - Male
16.	47-034767-004	Tension Spring		57-860032-000	R.O. Terminal - Male (Pkg. of 10)
17.	47-031091-004	Shaft	49.	11-680301-000	N.A. Terminal - Female
18.	11-053478-001	N.A. Speed Nut (8 mm)		57-860031-000	R.O. Terminal - Female (Pkg. of 20)
	47-861050-000	R.O. Speed Nut (8 mm) Pkg. of 10	50.	11-680216-000	Connector - Female
19.	47-031302-004	Ball Door Shaft (Pre GS-X Pinsetters)	51.	11-055253-001	Special Lockwasher (6 mm)
	47-034843-004	Shaft - Threaded End	52.	11-053157-001	Jam Nut (14 mm)
20.	11-053477-001	Speed Nut (7 mm)	53.	47-035238-004	Ball Door Shaft (GS-X Pinsetters)
21.	11-053616-001	Stop Collar (15 mm)	54.	11-054463-000	N.A. EJOT Self Tapping Screw (KB30 x 7 mm)
22.	11-052807-001	Set Screw (6 mm x 12 mm)	55.	47-034842-004	Bushings
23.	47-031797-002	Locking Bolt			
24.	47-031800-004	Pivot Link			
25.	11-053480-001	Speed Nut (10 mm)			
26.	99-060133-004	Plunger Only			
27.	11-051021-001	Hex Hd. Cap Screw (10 mm x 35 mm)			
28.	11-052028-001	Flat Washer (10.5 mm)			
29.	11-051745-001	Locknut (10 mm)			
30.	47-031796-002	Holder			
31.	11-051742-001	Locknut (5 mm)			
32.	11-680116-000	Connector - Male			
33.	**99-060219-004	Solenoid Assembly Complete (red box)			
34.	11-051068-001	Hex Hd. Cap Screw (5 mm x 65 mm)			
35.	11-052039-001	Flat Washer (5.3 mm)			

N.A. = No Longer Available
R.O. = Replacement Option

* Index Nos. 1 and 10 are inverted for use in both left-hand and right-hand machines.
** Does not include Plunger, 99-060133-004
*** For older ball door arms with steel support braces (series 169, to series 419) change these arms on both ball doors of a pair.

Ball Door/Lock Assembly



Ball Door/Lock Assembly

Intentionally Blank Page

Section E

SWEEP WAGON

Index

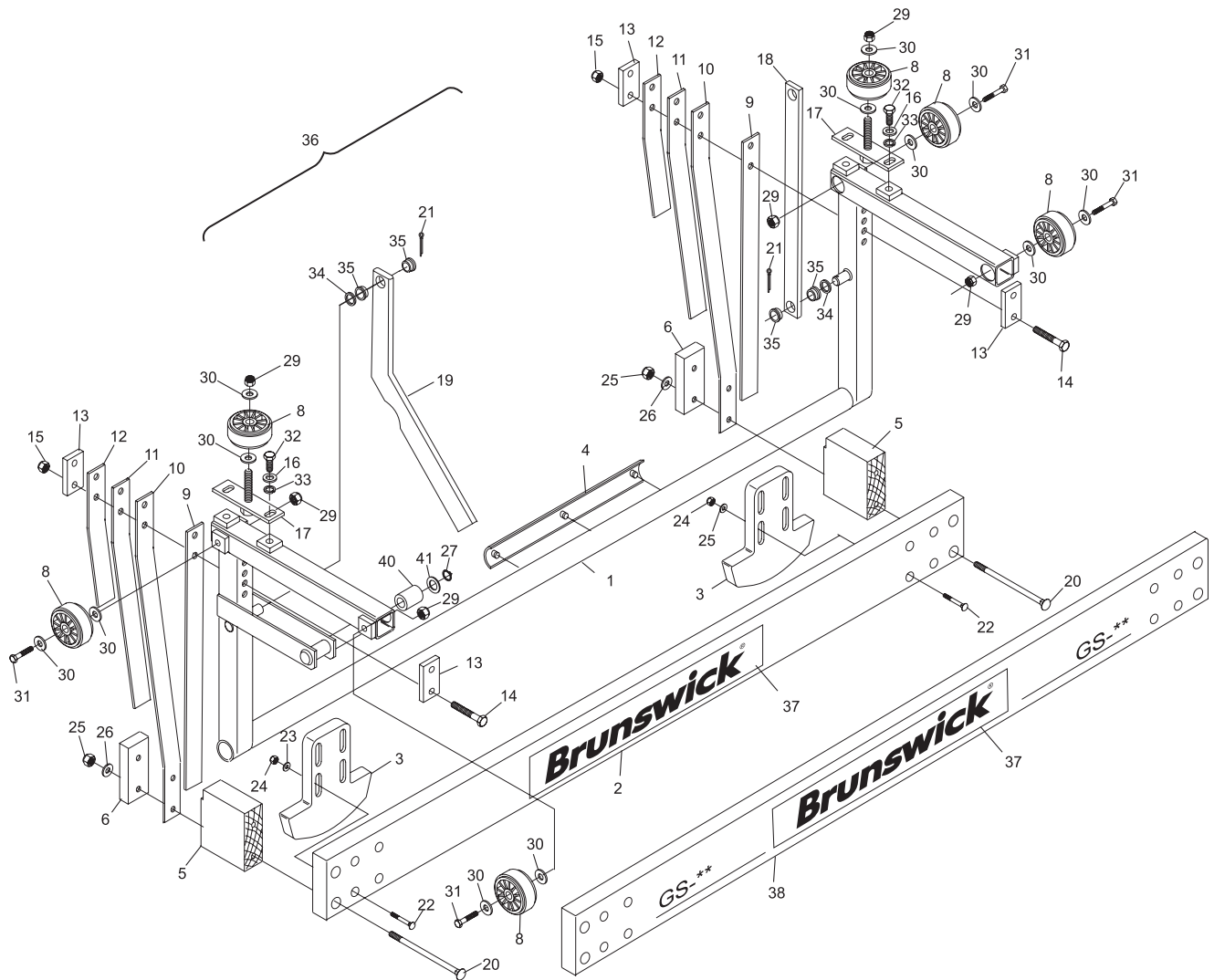
No.	Part No.	Description
1.	47-042058-002	Sweep Wagon Frame only (uses Leaf Springs)
	N.A.	Sweep Wagon Frame w/o Leaf Springs
2.	47-041769-003	Sweep Board Only (brown for GS-10, GS-92 or GS-96)
3.	47-041721-002	Gutter Adapter
4.	47-041636-004	Protection Strip
5.	47-041750-004	Spacer
6.	47-041751-004	Protector
7.	46-040170-004	Roller
8.	99-040249-004	Plastic Roller Assembly
9.	47-041737-004	Retaining Flat Spring
10.	47-041734-004	Flat Spring
11.	47-041735-004	Flat Spring
12.	47-041736-004	Flat Spring
13.	47-041738-004	Flat Spring
14.	11-051013-001	Hex Hd. Cap Screw (10 mm x 90 mm)
15.	11-051745-001	Locknut (10 mm)
16.	11-051770-001	Lockwasher (8 mm)
17.	47-041774-004	Bracket
18.	47-041526-003	R.H. Pusher Rod
19.	47-042056-003	L.H. Pusher Rod (shown)
20.	11-052608-001	Carriage Bolt (8 mm x 150 mm)
21.	11-051792-001	Split Pin (3.2 mm x 28 mm)
22.	11-052607-001	Carriage Bolt (6 mm x 45 mm)
23.	11-052037-001	Flat Washer (6.4 mm)
24.	11-051743-001	Locknut (6 mm)
25.	11-051744-001	Locknut (8 mm)
26.	11-052006-001	Flat Washer (8.4 mm)
27.	11-051852-001	Retaining Ring (17 mm)
28.	*11-052012-001	Flat Washer (18 mm)
29.	11-051747-001	Locknut (12 mm)
30.	11-052024-001	N.A. Flat Washer (13 mm)
	47-861010-001	R.O. Flat Washer (13 mm) Pkg. of 20
31.	11-051051-001	Hex Hd. Cap Screw (12 mm x 60 mm)
32.	11-051038-001	Hex Hd. Cap Screw (8 mm x 16 mm)
33.	11-052003-001	Flat Washer (8.4 mm)
34.	11-052034-001	Flat Washer (15 mm)
	11-054103-001	Spacer Washer (16 mm)
35.	99-010103-004	Plastic Bearing
36.	47-041637-001	Sweep Wagon Assembly Complete
37.	47-042545-000	N.A. Sweep Board Decal (GS-10)
	47-044692-004	N.A. Sweep Board Decal (GS-92)
	47-044801-004	Sweep Board Decal (GS-96)
	47-045082-004	Sweep Board Decal (GS-98)
	47-045373-004	Sweep Board Decal (GS-X)
38.	47-044802-009	Sweep Board w/Felt (Brown)
	47-044927-003	Sweep Board only (Gray)
39.	*47-043772-004	Felt only
40.	46-040170-004	Roller
41.	11-052053-001	Flat Washer (17 mm)

N.A. = No Longer Available

R.O. = Replacement Option

* Not Illustrated

Sweep Wagon Assembly - with Springs



Sweep Wagon Assembly - with Springs

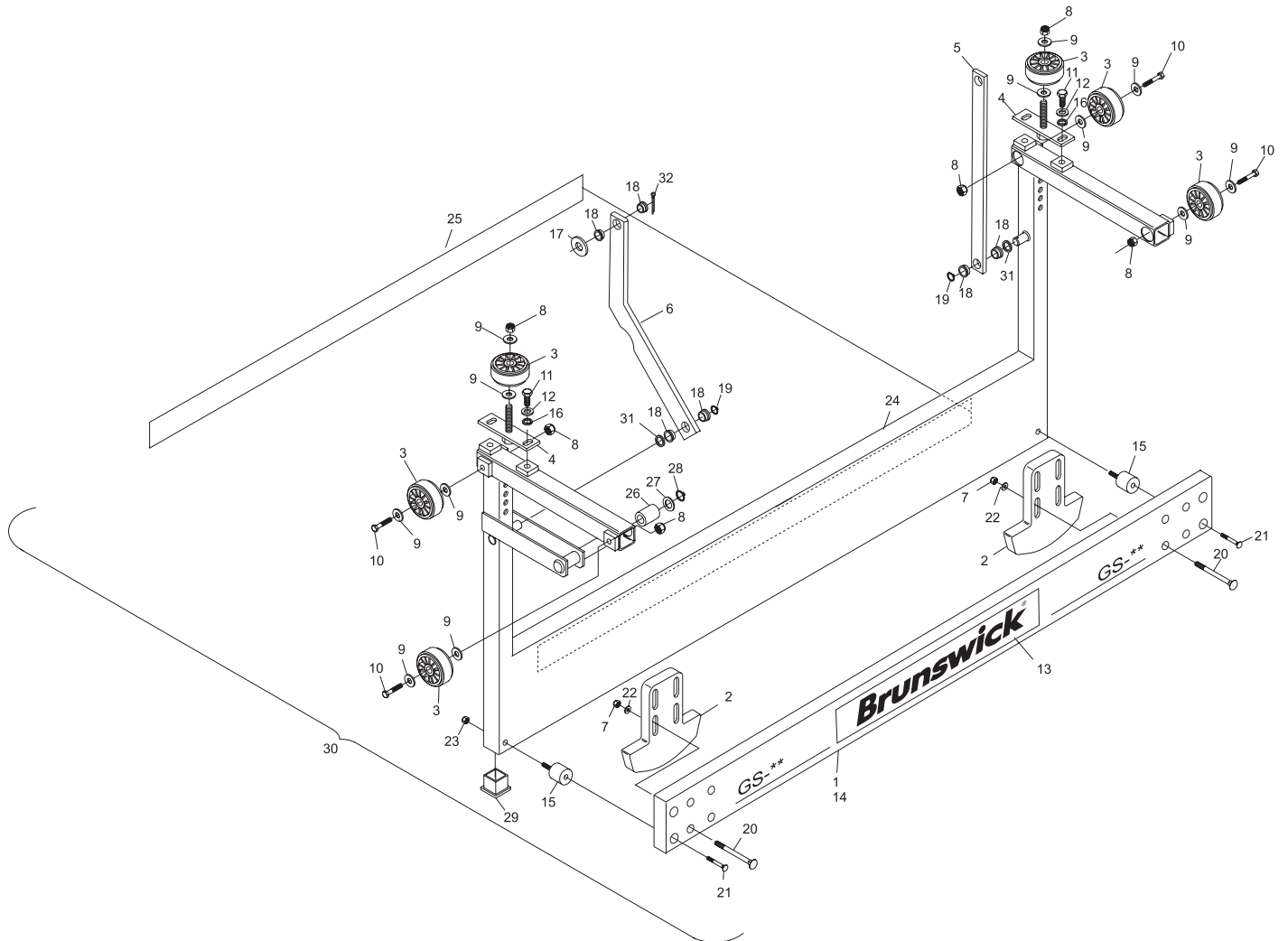
Index

No.	Part No.	Description
1.	47-044927-003	Sweep Board Only (gray for GS-98, or GS-X)
2.	47-041721-002	Gutter Adapter
3.	99-040249-004	Plastic Roller Assembly
4.	47-041774-004	Bracket
5.	47-041526-004	R.H. Pusher Rod
6.	47-042056-003	L.H. Pusher Rod
7.	11-051745-001	Locknut (10 mm)
8.	11-051747-001	Locknut (12 mm)
9.	11-052024-001	N.A. Flat Washer (13 mm)
	47-861010-001	R.O. Flat Washer (13 mm) Pkg of 20
10.	11-051070-001	Hex Hd. Cap Screw (12 mm x 60 mm)
11.	11-051010-001	Hex Hd. Cap Screw (8 mm x 20 mm)
12.	11-052019-001	Flat Washer (8.4 mm)
13.	47-045082-004	Sweep Board Decal (GS-98)
	47-045373-004	Sweep Board Decal (GS-X)
14.	47-044802-009	Sweep Board w/Felt (Brown)
15.	47-044979-004	Rubber Bumper
16.	11-051770-001	Lockwasher (8 mm)
17.	11-052034-001	Flat Washer (15 mm)
18.	99-010103-004	Plastic Bearing
19.	11-051869-000	Retaining Ring (15 mm)
20.	11-052601-001	Carriage Bolt (8 mm x 30 mm)
21.	11-052623-001	Carriage Bolt (10 mm x 40 mm)
22.	11-052035-001	Flat Washer (10.5 mm)
23.	11-051744-001	Locknut (8 mm)
24.	47-045010-002	Sweep Wagon (Frame only)
25.	47-044976-004	Felt only
26.	46-040170-004	Roller
27.	11-052053-001	N.A. Flat Washer (17 mm)
	47-861011-001	R.O. Flat Washer (17 mm) Pkg of 10
28.	11-051852-001	Retaining Ring (17 mm)
29.	47-044978-004	Foot Cap
30.	47-045013-009	S.O. Sweep Wagon - Complete
31.	11-054103-001	N.A. Shim Washer (16 mm)
	47-861029-001	R.O. Shim Washer (16 mm x 28 mm x .5 mm)
		Pkg. of 10
32.	11-051786-001	Cotter Pin

N.A. = No Longer Available

S.O. = Special Order

**Sweep Wagon Assembly - without Springs
(Machine Series 424 and Above)**



**Sweep Wagon Assembly - without Springs
(Machine Series 424 and Above)**

Index

No.	Part No.	Description
1.	47-014794-009	Sweep Release/Holder Complete
	47-045566-009	Sweep Release/Holder Complete (for Tower Down machine)
2.	11-051509-001	Socket Hd. Cap Screw (6 mm x 12 mm)
3.	11-051518-001	Socket Hd. Cap Screw (10 mm x 40 mm)
4.	47-041786-003	Yoke
5.	11-601005-000	Chain Complete (includes Master Link)
6.	11-051743-001	Locknut (6 mm)
7.	11-051745-001	Locknut (10 mm)
8.	99-060219-004	Solenoid Assembly Complete (red box)
9.	99-060133-004	Plunger Only
10.	11-051063-001	N.A. Hex Hd. Cap Screw (5 mm x 65 mm)
	47-861002-001	R.O. Hex Hd. Cap Screw (5 mm x 65 mm) Pkg. of 20
11.	11-052039-001	Flat Washer (5.3 mm)
12.	N.A.	Plug Only
13.	11-051742-001	Locknut (5 mm)
14.	47-041793-001	Arm
15.	47-041792-004	Tension Spring
16.	47-041787-003	Spring Holder
17.	47-041976-004	Tie Plate
18.	11-053480-001	Speed Nut (10 mm)
19.	N.A.	Flat Washer (5.3 mm)
20.	11-051791-001	Split Pin (1.6 mm x 10 mm)
21.	47-045140-004	Connecting Link
22.	*47-041791-004	Tension Spring
23.	47-043790-004	Plastic Tube (12/16 x 12)
24.	11-053478-001	N.A. Speed Nut (8 mm)
	47-860050-000	R.O. Speed Nut (8 mm) Pkg. of 10
25.	47-041783-003	Tipper
26.	47-041790-004	Tension Spring
27.	11-052025-001	Flat Washer (4.3 mm)
28.	47-045139-004	Connecting Link w/Starlock
29.	47-041784-004	Lever
30.	47-041788-002	Swing Lever
31.	11-430006-000	N.A. Bearing
32.	11-051038-001	Hex Hd. Cap Screw (8 mm x 16 mm)
33.	11-052003-001	Flat Washer (8.4 mm)
34.	11-054103-001	Spacer Washer (16 mm)
35.	47-040260-003	Sweep Guide Lever Pivot
36.	47-040283-003	Sweep Guide Lever
37.	*11-052024-001	N.A. Flat Washer (13 mm)
	47-861010-001	R.O. Flat Washer (13 mm) Pkg. of 10
38.	*11-051807-001	Cotter Pin (2 mm x 20 mm)
39.	*47-243030-004	N.A. Solenoid Assembly
	99-070356-004	R.O. Solenoid
40.	*11-052028-001	Flat Washer (10.5 mm)

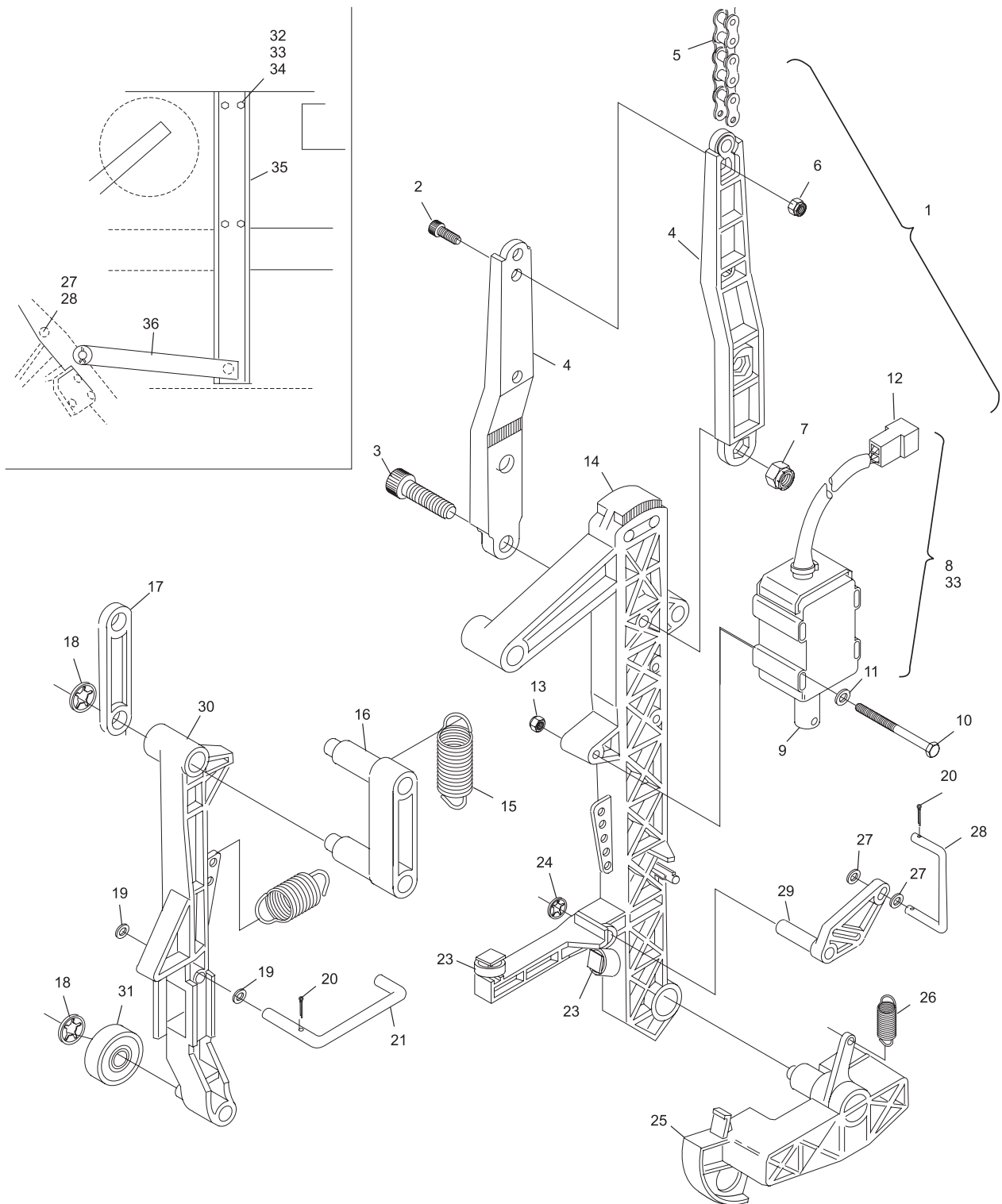
N.A. = No Longer Available

R.O. = Replacement Option

* Not Illustrated

NOTE: Index No. 8 and index No. 39 do not include Index No. 9, Plunger

Sweep Release



Sweep Release

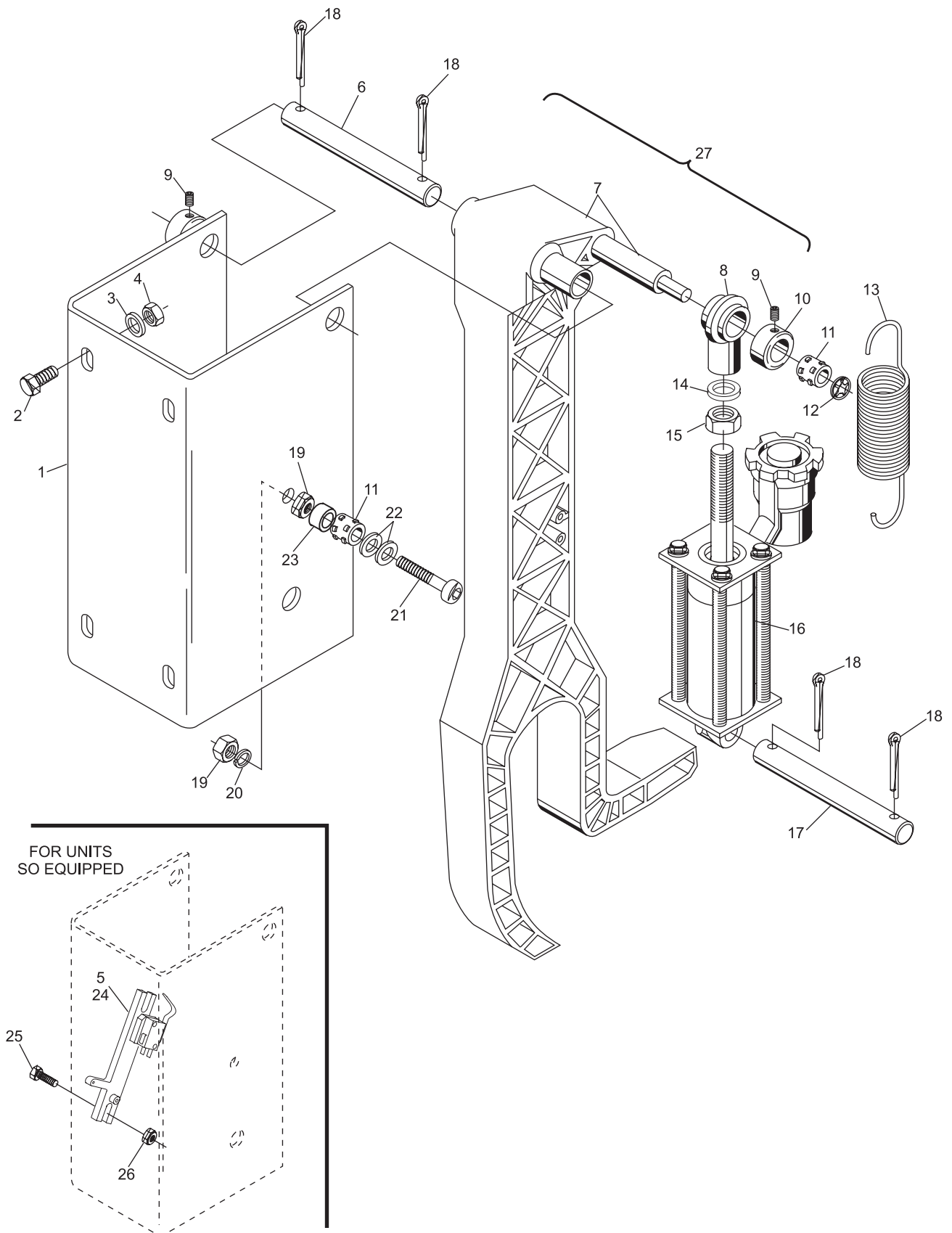
Index

No.	Part No.	Description
1.	47-041814-003	Holder
2.	11-051038-001	Hex Hd. Cap Screw (8 mm x 16 mm)
3.	11-052003-001	Flat Washer (8.4 mm)
4.	11-051744-001	Locknut (8 mm)
5.	47-243027-004	Switch (silver box, consolidated and nexgen) Switch Assembly
6.	47-043698-004	Top Shaft
7.	47-041816-001	Guide Hook
8.	99-040151-004	Connector Joint
9.	11-053101-000	Set Screw (6 mm x 8 mm)
10.	11-053616-001	Stop Collar (15 mm)
11.	47-041813-004	Bushing
12.	11-053480-001	Speed Nut (10 mm)
13.	47-081654-004	Tension Spring
14.	11-051772-001	Lockwasher (12 mm)
15.	11-053154-001	Jam Nut (12 mm)
16.	99-040400-002	N.A. Sweep Attenuator Hydraulic Complete
	99-046122-000	R.O. Hydraulic Sweep Wagon Assembly
17.	47-041812-004	Bottom Shaft (130 mm)
18.	11-051787-001	Split Pin (2 mm x 25 mm)
19.	11-051703-001	Hex Nut (10 mm)
20.	11-051771-001	Lockwasher (10 mm)
21.	11-051538-001	Socket Hd. Cap Screw (10 mm x 50 mm)
22.	11-052035-001	Flat Washer (10.5 mm)
23.	47-043583-004	Spacer
24.	99-050230-004	Switch (red box)
25.	11-052206-001	Cap Screw (4 mm x 25 mm)
26.	11-051741-001	Locknut (4 mm)
27.	N.A.	Sweep Attenuator Assembly Complete

N.A. = No Longer Available

R.O. = Replacement Option

Pre GS-X
Sweep Attenuator Assembly



Pre GS-X Sweep Attenuator Assembly

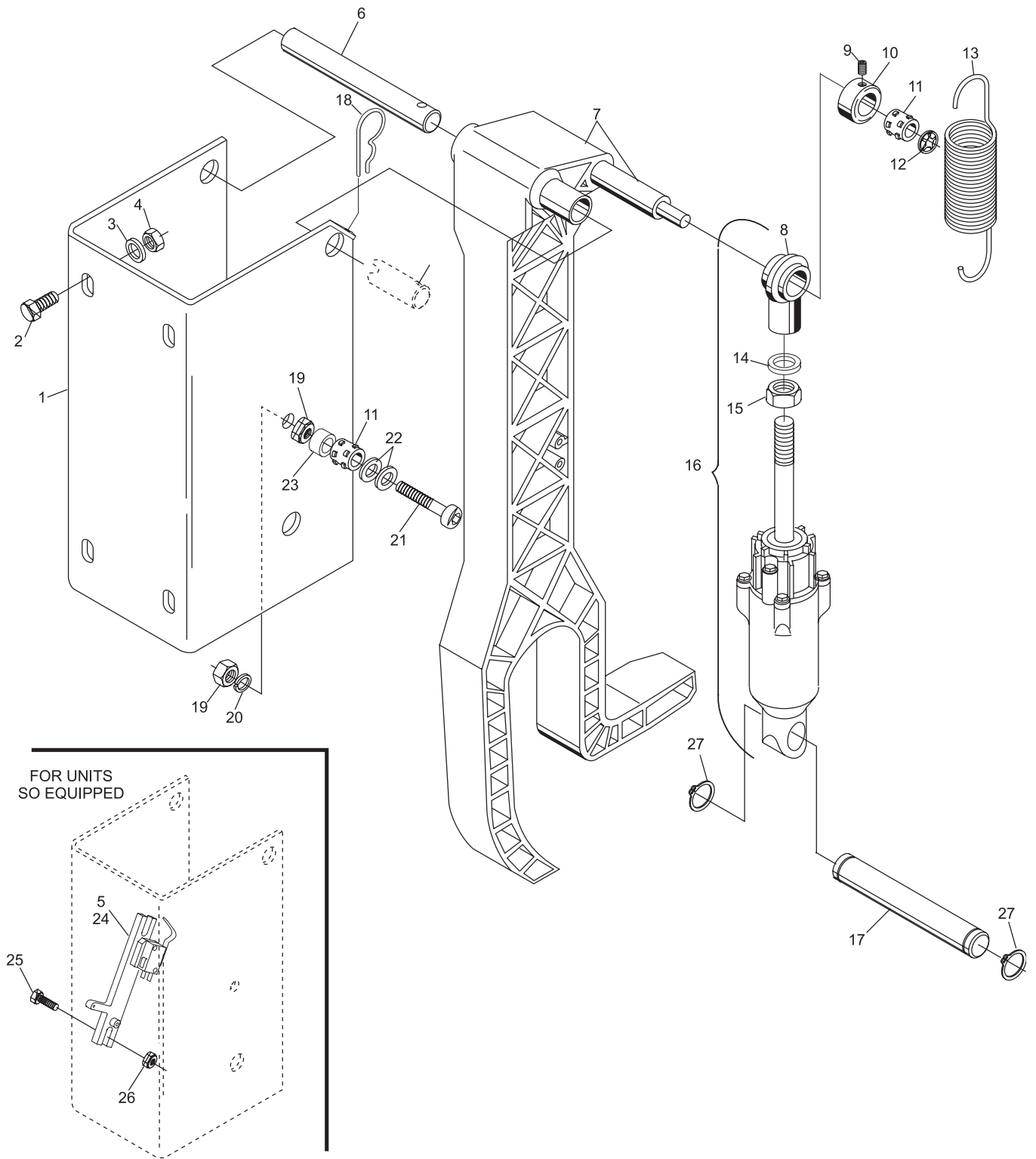
Index

No.	Part No.	Description
1.	47-045372-003	Holder Support
2.	11-051038-001	Hex Hd. Cap Screw (8 mm x 16 mm)
3.	11-052003-001	Flat Washer (8.4 mm)
4.	11-051744-001	Locknut (8 mm)
5.	47-243027-004	Switch Assembly (silver box, consolidated and nexgen)
6.	47-045551-004	Top Shaft
7.	47-041816-001	Guide Hook
8.	99-040151-004	Connector Joint
9.	11-053101-000	Set Screw (6 mm x 8 mm)
10.	11-053616-001	Stop Collar (15 mm)
11.	47-041813-004	Bushing
12.	11-053480-001	Speed Nut (10 mm)
13.	47-081654-004	Tension Spring
14.	11-051772-001	Lockwasher (12 mm)
15.	11-053154-001	Jam Nut (12 mm)
16.	99-040400-002	N.A. Sweep Attenuator Hydraulic Complete
	99-046122-000	R.O. Hydraulic Sweep Wagon Assembly
17.	47-045484-004	Bottom Shaft (130 mm)
18.	11-054300-001	Cotter Pin (2 mm)
	11-054301-001	N.A. Hitch Pin (3 mm x 25 mm)
19.	11-051703-001	Hex Nut (10 mm)
20.	11-051771-001	Lockwasher (10 mm)
21.	11-051538-001	Socket Hd. Cap Screw (10 mm x 50 mm)
22.	11-052035-001	Flat Washer (10.5 mm)
23.	47-043583-004	Spacer
24.	99-050230-004	Switch (red box)
25.	11-052206-001	Cap Screw (4 mm x 25 mm)
26.	11-051741-001	Locknut (4 mm)
27.	11-051861-001	N.A. Retaining Ring (13 mm)

N.A. = No Longer Available

R.O. = Replacement Option

GS-X**Sweep Attenuator Assembly**



GS-X Sweep Attenuator Assembly

Intentionally Blank Page

Section F

SETTING TABLE

Index

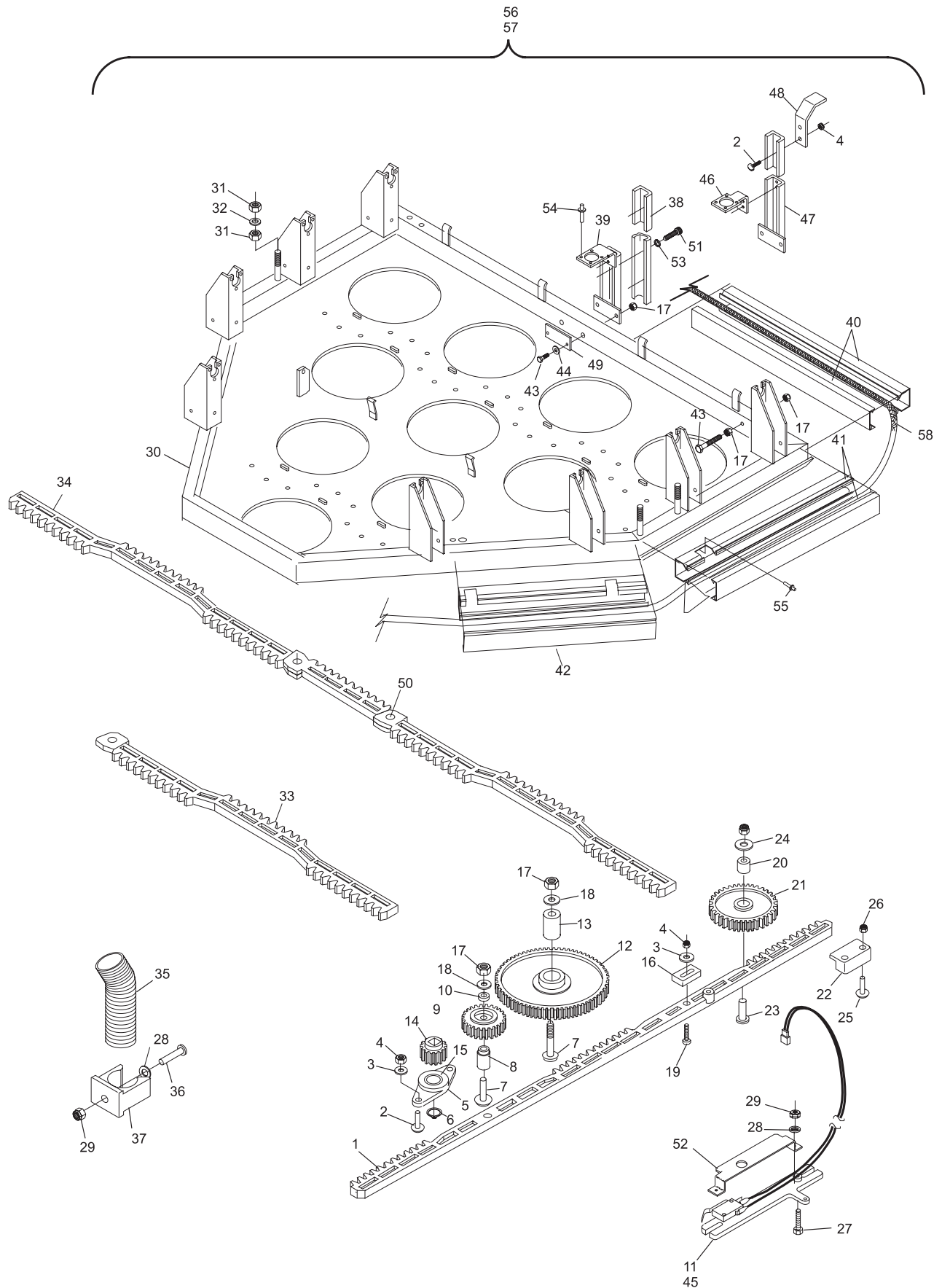
No.	Part No.	Description
1.	47-051635-001	Geared Rack
2.	11-051880-001	N.A. Truss Hd. Machine Screw (6 mm x 16 mm)
	47-861008-001	R.O. Truss Hd. Machine Screw (6 mm x 16 mm) Pkg. of 10
3.	11-052008-001	Flat Washer (6.4 mm)
4.	11-051743-001	Locknut (6 mm)
5.	47-051625-004	Shaft Support
6.	11-051855-001	Retaining Ring (10)
7.	11-051878-001	Truss Hd. Machine Screw (8 mm x 45 mm)
8.	47-052021-004	Spacer Bushing
9.	47-052020-004	Gear
10.	47-052022-004	Spacer Ring
11.	99-050230-004	Switch Complete (red box)
12.	47-051616-004	Gear
13.	47-051617-004	Spacer Bushing
14.	47-071615-004	Square Shaft Gear
15.	11-430048-000	Bearing
16.	47-051682-004	Stop
17.	11-051744-001	Locknut (8 mm)
18.	11-052003-001	Flat Washer (8.4 mm)
19.	11-051028-001	Hex Hd. Cap Screw (6 mm x 25 mm)
20.	47-051633-004	Spacer Bushing
21.	47-051632-004	Gear
22.	47-051634-004	Holder
23.	11-051877-001	Truss Hd. Machine Screw (6 mm x 25 mm)
24.	11-052037-001	Flat Washer (6.4 mm)
25.	11-052362-001	Slted. Pan Hd. Machine Screw (5 mm x 20 mm)
26.	11-051742-001	Locknut (5 mm)
27.	11-052353-001	N.A. Slted. Pan Hd. Machine Screw (4 mm x 16 mm)
	47-861017-001	R.O. Slted. Pan Hd. Machine Screw (4 mm x 16 mm) Pkg. of 20
28.	11-052021-001	Flat Washer (4.3 mm)
29.	11-051741-001	Locknut (4 mm)
30.	47-051875-001	Setting Table Frame
31.	11-051707-001	Hex Nut (16 mm)
32.	11-051774-001	Lockwasher (16 mm)
33.	47-051565-002	Toothed Rack (front)
34.	47-053513-009	Toothed Rack Complete (center)
35.	N.A.	Flexible Plastic Conduit (20 mm x 380 mm)
36.	11-052209-001	Slted. Pan Hd. Screw (4 mm x 16 mm)
37.	47-054279-004	Conduit Clamp
38.	47-052396-004	Cable Channel
39.	47-052395-003	Plug Holder Bracket
40.	47-052425-003	Cable Channel
41.	47-052423-003	Cable Channel
42.	47-052424-003	Cable Channel
43.	11-051085-001	N.A. Hex Hd. Cap Screw (8 mm x 45 mm)
	47-861003-001	R.O. Hex Hd. Cap Screw (8 mm x 45 mm) Pkg. of 10
44.	11-051770-001	Lockwasher (8 mm)
45.	47-243027-004	Switch Complete (silver, consolidated and nexgen electronics box)
	99-050330-003	N.A. Bracket Only
46.	47-051203-004	Plug Holder
47.	*N.A.	Cable Channel
48.	47-051522-004	Cable Guide
49.	47-051261-004	Stiffening Plate
50.	11-050301-000	Countersunk Hd. Rivet
51.	11-051509-001	Socket Hd. Cap Screw (6 mm x 12 mm)
52.	47-053812-004	Switch Protector
53.	11-051769-001	Lockwasher (6 mm)
54.	11-053661-000	N.A. Rivet (3.2 mm x 9.5 mm)
55.	11-053660-000	N.A. Rivet (3.2 x 7.4 mm)
	47-861025-000	R.O. Blind Rivet (3.2 mm x 7.4 mm) Pkg. of 20
56.	N.A.	Setting Table Assembly Complete (GS-10 and GS-92, includes Pinholders, Spotting Tongs, & Cables)
57.	N.A.	Setting Table Assembly (GS-96 w/Smart Shark, includes Pinholders, Spotting Tongs, & Cables)
58.	47-243025-003	Setting Table Harness Complete (silver box, 4-pin connector)

N.A. = No Longer Available

R.O. = Replacement Option

* Replaced by Index Nos. 38 and 39.

GS-10 - GS-98 Setting Table and Gears



GS-10 - GS-98 Setting Table and Gears

Index

No.	Part No.	Description
1.	47-051635-001	Geared Rack
2.	11-051880-001	N.A. Truss Hd. Machine Screw (6 mm x 16 mm)
	47-861008-001	R.O. Truss Hd. Machine Screw (6 mm x 16 mm) Pkg. of 10
3.	11-052008-001	Flat Washer (6.4 mm)
4.	11-051743-001	Locknut (6 mm)
5.	47-051625-004	Shaft Support
6.	11-051855-001	Retaining Ring (10 mm)
7.	11-051878-001	Truss Hd. Machine Screw (8 mm x 45 mm)
8.	47-052021-004	Spacer Bushing
9.	47-052020-004	Gear
10.	47-052022-004	Spacer Ring
11.	47-055347-004	Spring Holder Bracket
12.	47-051616-004	Gear
13.	47-051617-004	Spacer Bushing
14.	47-071615-004	Square Shaft Gear
15.	11-430048-000	Bearing
16.	47-051682-004	Stop
17.	11-051744-001	Locknut (8 mm)
18.	11-052019-001	Flat Washer (8.4 mm)
19.	11-051877-001	Truss Hd. Machine Screw (6 mm x 25 mm)
20.	47-051633-004	Spacer Bushing
21.	47-051632-004	Gear
22.	47-051634-004	Holder
23.	11-051877-001	Socket Hd. Machine Screw (6 mm x 25 mm)
24.	11-052037-001	Flat Washer (6.4 mm)
25.	11-052362-001	Slted. Pan Hd. Machine Screw (5 mm x 20 mm)
26.	11-051742-001	Locknut (5 mm)
27.	11-052353-001	N.A. Slted. Pan Hd. Machine Screw (4 mm x 16 mm)
	47-861017-001	R.O. Slted. Pan Hd. Machine Screw (4 mm x 16 mm) Pkg. of 20
28.	11-052021-001	Flat Washer (4.3 mm)
29.	11-051741-001	Locknut (4 mm)
30.	47-055177-001	Setting Table Frame
31.	11-051707-001	Hex Nut (16 mm)
32.	11-051774-001	Lockwasher (16 mm)
33.	47-051565-002	Toothed Rack (front)
34.	47-053513-009	Toothed Rack Complete (center)
35.	11-051060-001	Hex Head Cap Screw (6 mm x 70 mm)
36.	11-052209-001	Slted. Pan Hd. Machine Screw (4 mm x 16 mm)
37.	47-054279-004	Conduit Clamp
38.	47-245164-001	Setting Table Harness - complete
39.	11-053661-000	N.A. Rivet (3.2 mm x 9.5 mm)
40.	47-055169-003	Cable Channel - short
41.	47-055170-003	Cable Channel - long
42.	47-243027-004	Switch - complete (silver box, consolidated and nexgen)
	99-050330-003	N.A. Bracket Only
43.	11-050301-000	N.A. Countersunk Head Rivet
44.	47-053812-004	Switch Protector
45.	11-053660-000	N.A. Pop Rivet (3.2 mm x 7.4 mm)
	47-861025-000	R.O. Blind Rivet (3.2 mm x 7.4 mm) Pkg. of 20
46.	*47-055166-009	GS-X Setting Table Assembly - Complete (includes Pinholders, Spotting Tongs, and Cables)
47.	47-055150-009	Latch Assembly
48.	47-055138-004	Connecting Link
49.	11-053476-001	Speed Nut
50.	47-051782-004	Tension Spring
51.	11-052017-001	Flat Washer (8.4 mm)
52.	47-275620-009	Setting Table Repair Kit
53.	47-055167-003	S.O. Cable Guide
54.	47-051674-004	Latch

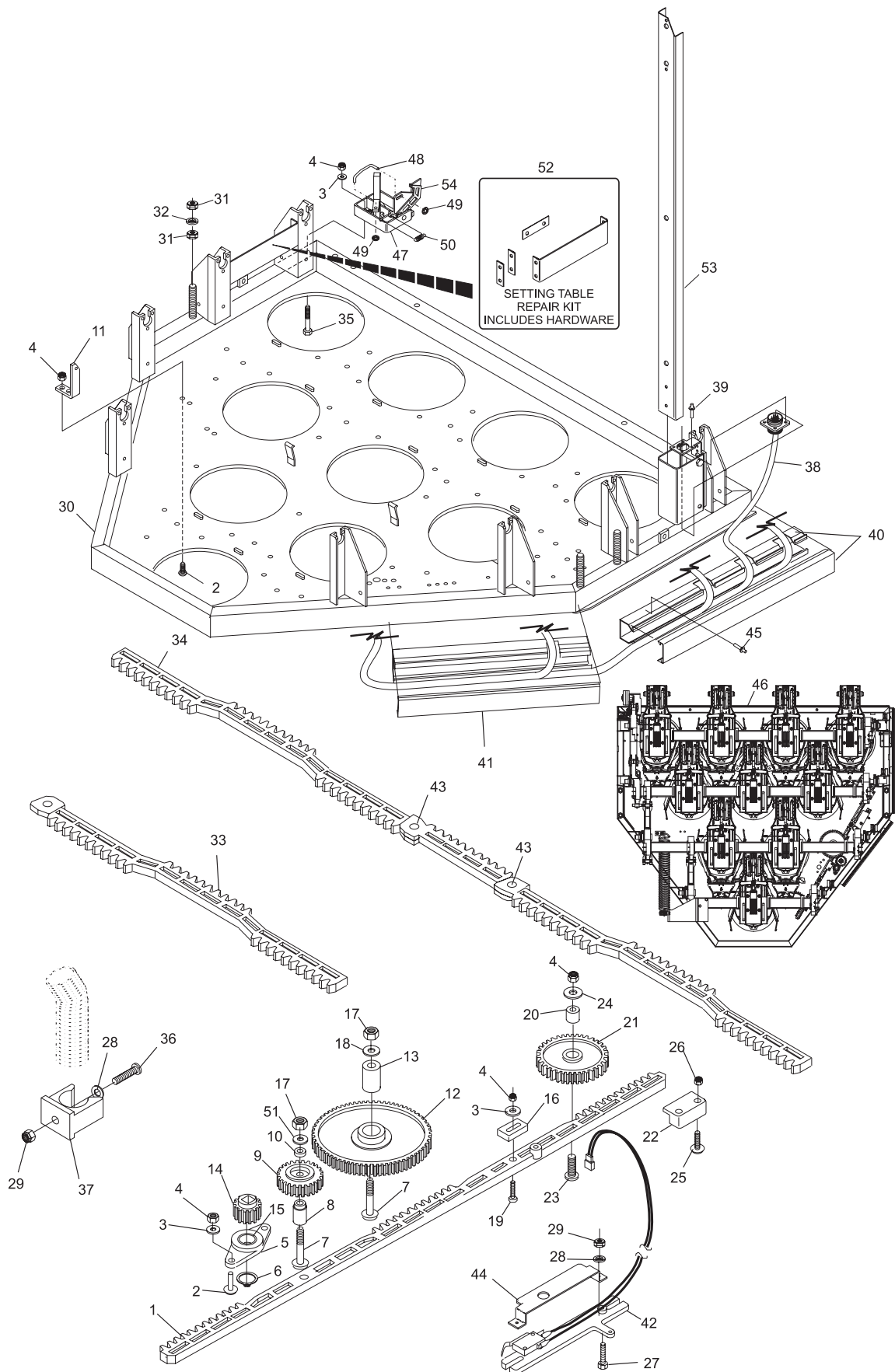
* Does not include index 53.

N.A. = No Longer Available

R.O. = replacement Option

S.O. = Special Order

GS-X/CPO Setting Table and Gears (Series 424 and Above)



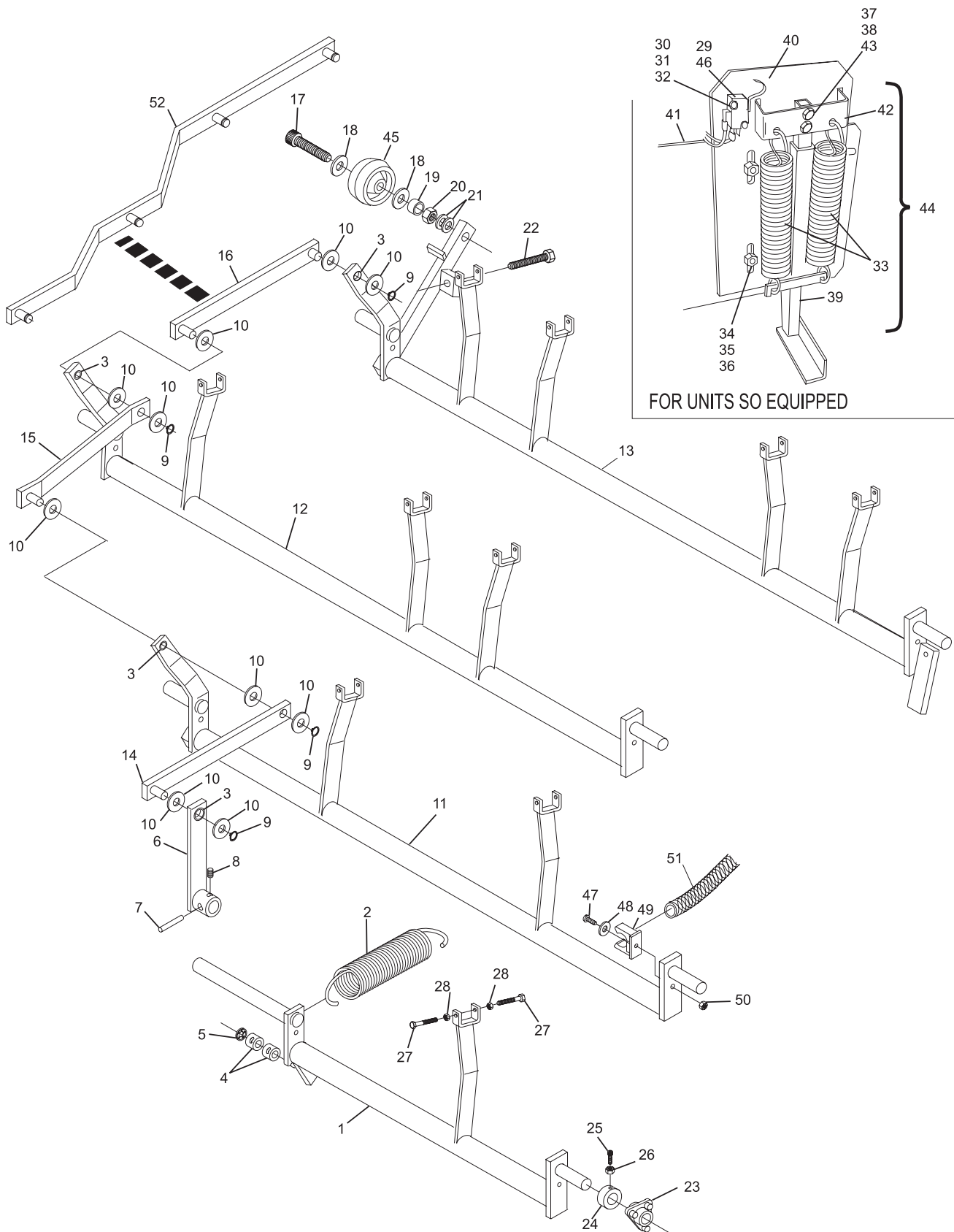
**GS-X/CPO Setting Table and Gears
(Series 424 and Above)**

Index

No.	Part No.	Description
1.	47-051658-002	No. 1 Swing Shaft
2.	47-052240-004	Table Spring
3.	99-010124-004	Bearing
4.	47-041813-004	Bushing
5.	11-053480-001	Speed Nut (10 mm)
6.	47-051660-004	Pivot Lever
7.	11-052678-001	Rolled Pin (5 mm x 36 mm)
8.	11-052801-001	Set Screw (6 mm x 6 mm)
9.	11-051851-001	Retaining Ring (12 mm)
10.	11-054101-001	N.A. Spacer Washer
11.	47-051657-002	No. 2 Swing Shaft
12.	47-051656-002	No. 3 Swing Shaft
13.	47-051655-002	No. 4 Swing Shaft
14.	N.A.	No. 1 Connecting Rod
15.	N.A.	No. 2 Connecting Rod
16.	N.A.	No. 3 Connecting Rod
17.	11-051545-001	N.A. Socket Hd. Cap Screw (12 mm x 70 mm)
	47-861010-001	R.O. Socket Hd. Cap Screw (12 mm x 70 mm) Pkg. of 20
18.	11-052024-001	Flat Washer (13 mm)
19.	47-051681-004	Spacer
20.	11-051706-001	Hex Nut (12 mm)
21.	11-052032-001	Flat Washer (13 mm)
22.	11-051012-001	Hex Hd. Cap Screw (10 mm x 70 mm)
23.	46-050305-004	Bearing
24.	11-053619-001	Stop Collar (20 mm)
25.	11-051514-001	Socket Hd. Cap Screw (6 mm x 16 mm)
26.	11-051702-001	Hex Nut (6 mm)
27.	11-051027-001	Hex Hd. Cap Screw (5 mm x 40 mm)
28.	11-051701-001	Hex Nut (5 mm)
29.	47-073534-004	Switch (red box)
30.	11-053352-001	Pan Hd. Screw (3 mm x 20 mm)
31.	11-052055-001	N.A. Flat Washer (3.2 mm)
	47-861013-001	R.O. Flat Washer (3.2 mm) Pkg. of 20
32.	11-051746-001	Locknut (3 mm)
33.	47-081654-004	Tension Spring
34.	11-052003-001	Flat Washer (8.4 mm)
35.	11-051010-001	Hex Hd. Cap Screw (8 mm x 20 mm)
36.	11-051744-001	Locknut (8 mm)
37.	11-051001-001	Hex Hd. Cap Screw (6 mm x 12 mm)
38.	11-051769-001	Lockwasher (6.1 mm)
39.	47-082398-004	Table Jam Switch Actuator Arm
40.	47-082397-003	Switch Plate
41.	47-082324-003	N.A. Bracket
42.	47-082329-004	N.A. Table Jam Switch Actuator Spring Bracket
43.	47-082331-004	N.A. Nut Plate
44.	47-082323-001	Table Jam Switch Assembly Complete
45.	47-051295-004	Roller
46.	47-243028-004	Switch (silver, consolidated and nexgen electronics box)
47.	11-052209-001	Slotted Cheese Head Screw (4 mm x 16 mm)
48.	11-052021-001	Flat Washer (4.3 mm)
49.	47-054279-004	Conduit Clamp
50.	11-051741-001	Locknut (4 mm)
51.	N.A.	Flexible Plastic Conduit (20 mm x 380 mm)
52.	47-055116-003	One-Piece Connecting Rod

N.A. = No Longer Available

R.O. = Replacement Option



GS-10 - GS-98 Setting Table Swing Shafts

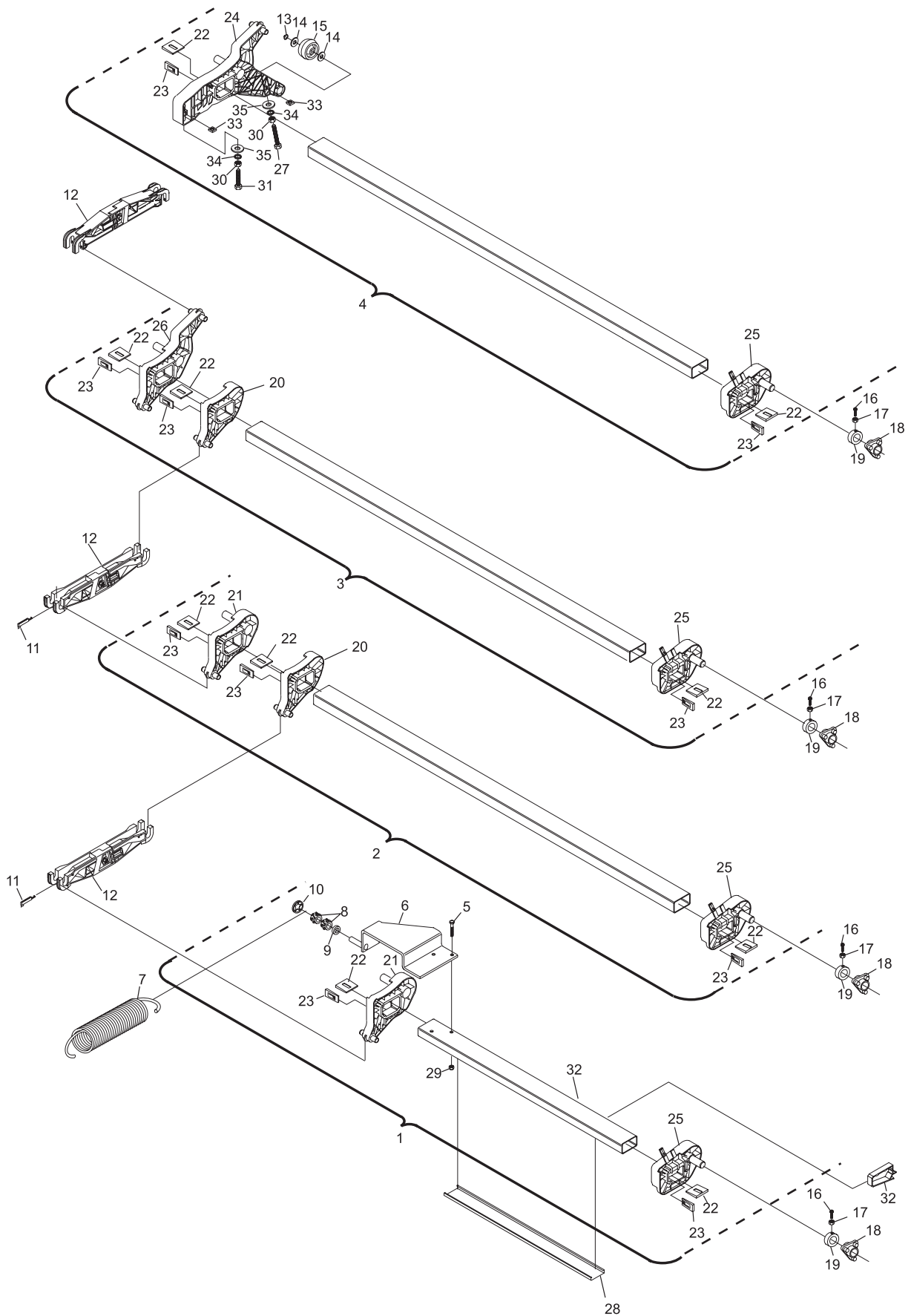
Index		Description
No.	Part No.	
1.	47-055316-002	Shaft Assembly
2.	47-055318-002	Shaft Assembly
3.	47-055324-002	Shaft Assembly
4.	47-055326-002	Shaft Assembly
5.	11-051007-001	Hex Hd. Cap Screw (6mm x 40 mm)
6.	47-055321-003	Spring Bracket
7.	47-052240-004	Tension Spring
8.	47-041813-004	Bushing
9.	47-071162-004	Spacer Bushing
10.	11-053480-001	Speed Nut (10 mm)
11.	47-054997-003	Pin
12.	47-055002-002	Link Assembly
13.	11-051851-000	Retaining Ring
14.	11-052024-001	N.A. Flat Washer (13 mm)
	47-861010-001	R.O. Flat Washer (13 mm) Pkg. of 20
15.	47-051295-004	Roller
16.	11-051522-001	Socket Hd. Cap Screw (5 mm x 16 mm)
17.	11-051701-001	Hex Nut (5 mm)
18.	46-050305-004	Plastic Bearing
19.	47-055009-004	Stop Collar
20.	47-054992-002	Lever
21.	47-054991-001	Lever
22.	47-055320-003	Wedge (large)
23.	47-055319-003	Wedge (small)
24.	47-054989-001	Lever (7-10 pin)
25.	47-054993-001	Lever
26.	47-054990-001	Lever
27.	11-051054-001	Hex Head Cap Screw (8 mm x 60 mm)
28.	*47-055332-004	Channel Cover (1030 mm)
29.	11-051743-001	Lock Nut (6 mm)
30.	11-051704-001	Hex Nut (8 mm)
31.	11-051026-001	Hex Head Cap Screw (8 mm x 40 mm)
32.	47-055327-001	Cable Support/Holder
33.	11-055900-001	Square Nut (8 mm)
34.	11-051770-001	Lockwasher (8 mm)
35.	11-052003-001	Flatwasher (8.4 mm)

N.A. = No Longer Available

R.O. = Replacement Option

* Channel Cover is 1030 mm long. Cut to fit index number 1, 2, 3 or 4 as necessary.

GS-X/CPO Setting Table Swing Shafts



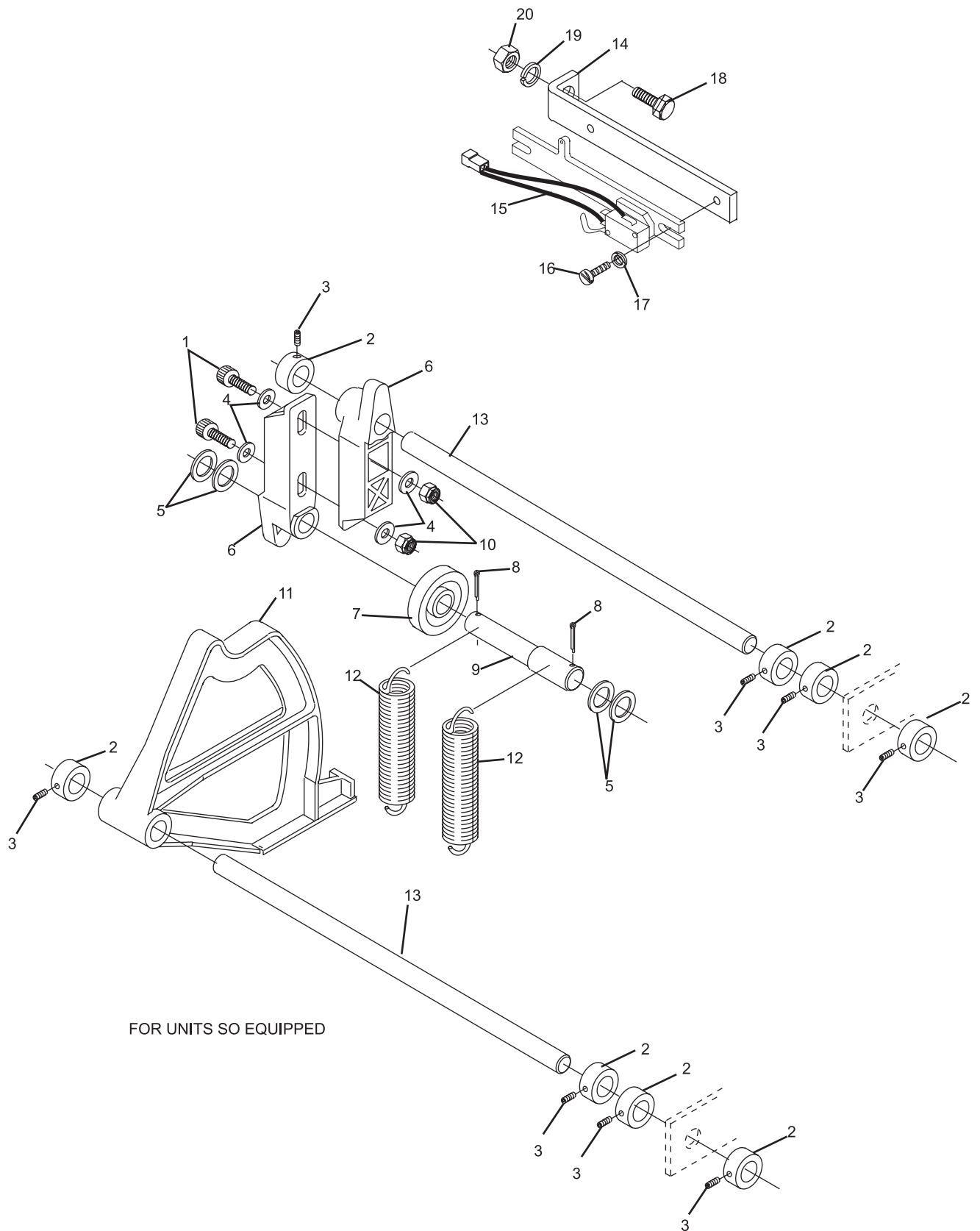
GS-X/CPO Setting Table Swing Shafts

Index

No.	Part No.	Description
1.	11-051515-001	Socket Hd. Cap Screw (6 mm x 18 mm)
2.	11-053616-001	Stop Collar (15 mm)
3.	11-052801-001	Set Screw (6 mm x 6 mm)
4.	11-052048-001	Flat Washer (6.4 mm)
5.	11-052036-001	Flat Washer (15 mm)
6.	47-081650-004	Roller Lever
7.	47-081651-004	N.A. Roller Wheel
8.	11-051786-001	Cotter Pin (2.5 mm x 25 mm)
9.	47-081652-004	Roller Shaft
10.	11-051743-001	Locknut (6 mm)
11.	47-081649-002	Cam
12.	47-081654-004	Tension Spring
13.	47-080744-004	Shaft
14.	47-081771-004	Switch Bracket
15.	99-050230-004	Switch w/Connector Complete
16.	11-052201-001	Slotted Machine Screw (4 mm x 10 mm)
17.	11-052025-001	Flat Washer (4.3 mm)
18.	11-051038-001	Hex Hd. Cap Screw (8 mm x 16 mm)
19.	11-051770-001	Lockwasher (8 mm)
20.	11-051704-001	Hex Nut (8 mm)

N.A. = No Longer Available

GS-10 Setting Table Switch Cam Assembly



GS-10 Setting Table Switch Cam Assembly

Index

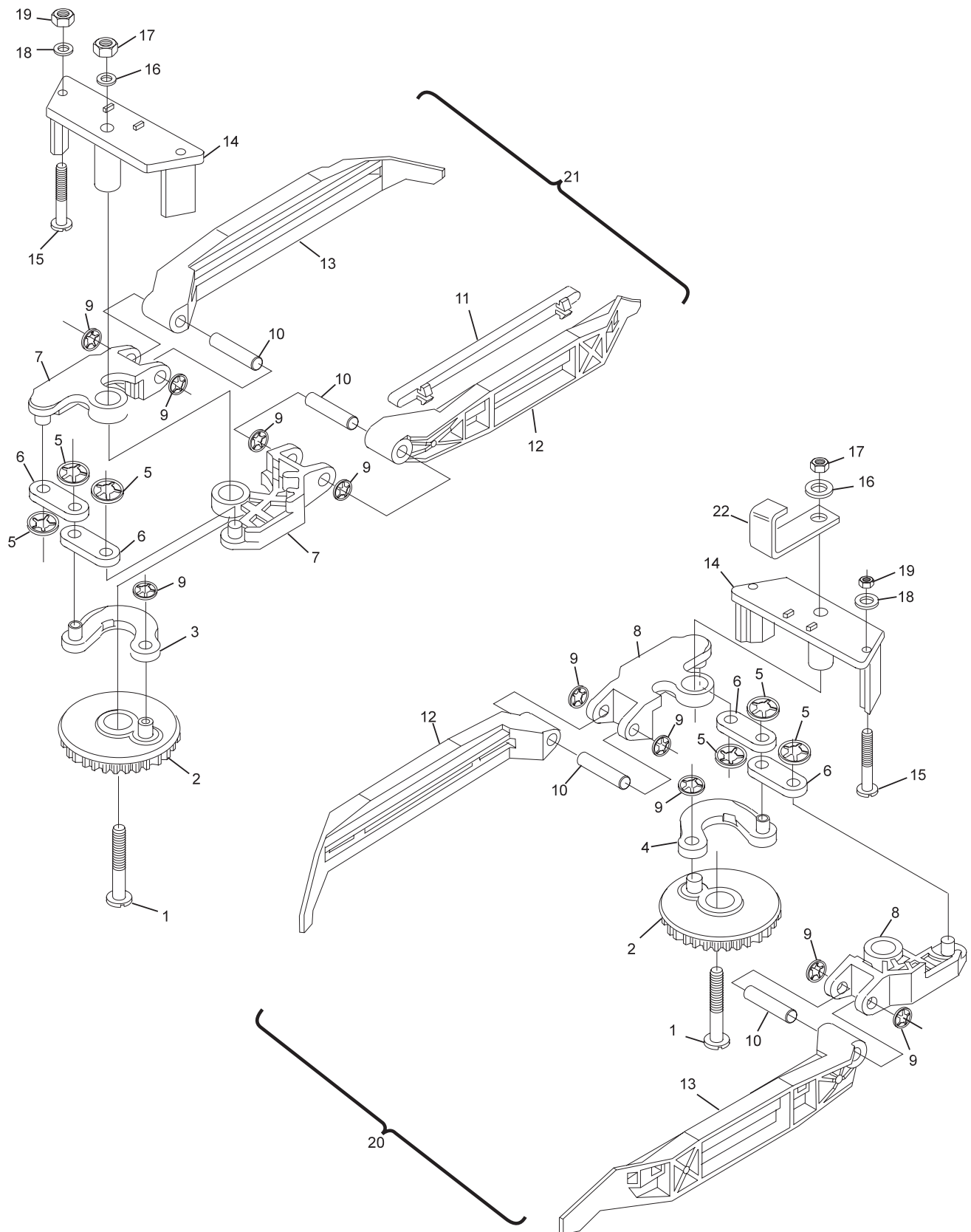
No.	Part No.	Description
1.	11-052351-001	Slt'd. Pan Hd. Machine Screw (6 mm x 55 mm)
2.	47-051760-003	Gear
3.	47-051755-003	Connector
4.	47-053767-003	Connector
5.	11-053479-001	Speed Nut (9 mm)
6.	47-051762-004	Connecting Link
7.	47-051759-004	Pivot Wing
8.	47-053783-004	Pivot Wing
9.	11-053478-001	N.A. Speed Nut (8 mm)
	47-861050-000	R.O. Speed Nut (8 mm) Pkg. of 10
10.	47-051761-004	Shaft
11.	47-051758-003	Damper
12.	47-051757-003	Tong
13.	47-053782-003	Tong
14.	47-051756-004	Deck Plate
15.	11-052355-001	Slt'd. Pan Hd. Machine Screw (5 mm x 55 mm)
16.	11-052048-001	Flat Washer (6.4 mm)
17.	11-051743-001	Locknut (6 mm)
18.	11-052005-001	Flat Washer (5.3 mm)
19.	11-051742-001	Locknut (5 mm)
20.	*N.A.	Spotting Tong Complete (pin stations 1,4,5 & 6)
21.	**N.A.	Spotting Tong Complete (pin stations 2,3,7,8,9, and 10)
22.	47-051575-004	Pin Stop - GS98

N.A. = No Longer Available

* Complete Assembly replaced by 47-055117-009 - also order 1 each
11-054459-000 Screw

** Complete Assembly replaced by 47-055118-009 - also order 1 each
11-054459-000 Screw

GS-10 - GS-98 Spotting Tong Assemblies

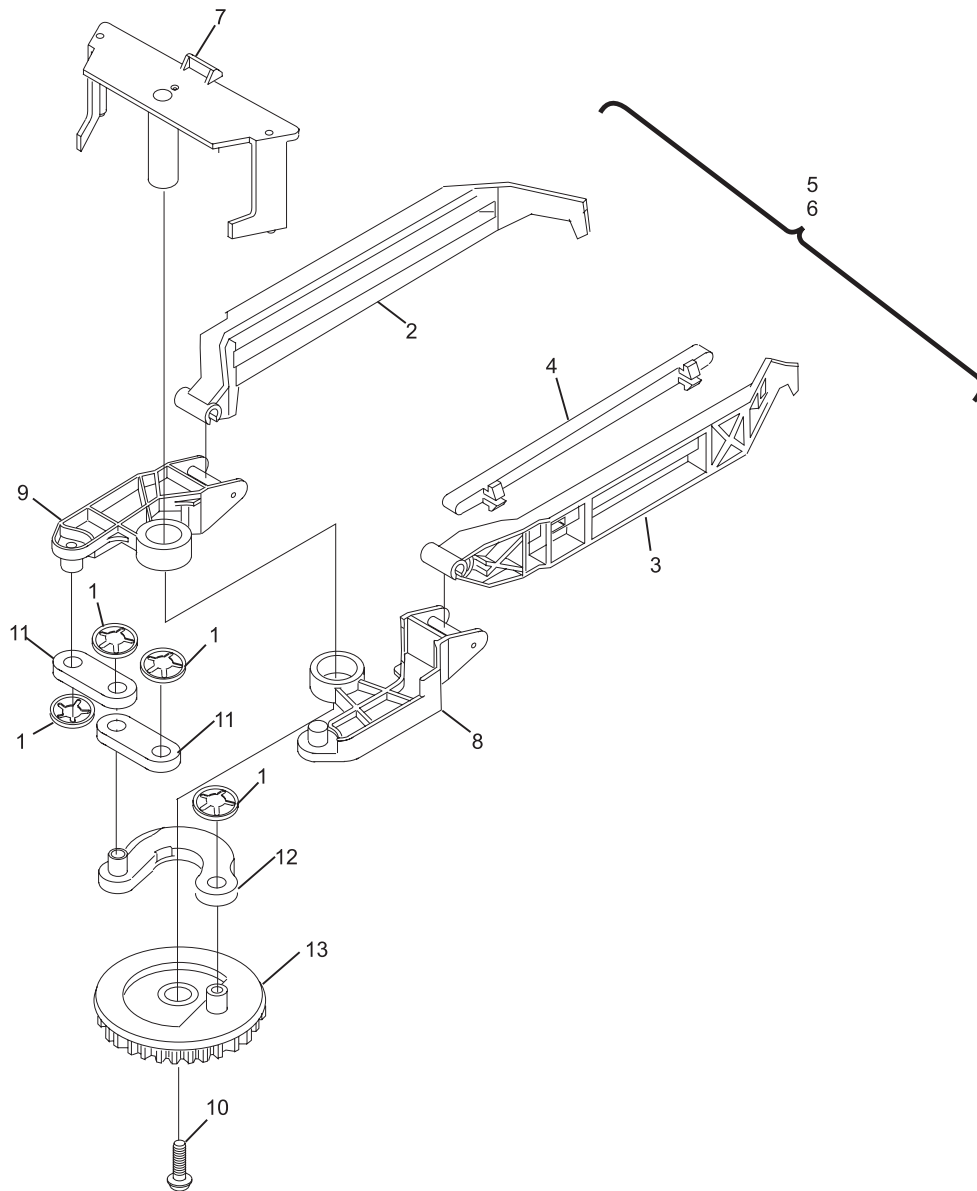


GS-10 - GS-98 Spotting Tong Assemblies

Index

No.	Part No.		Description
1.	11-053478-001	N.A.	Speed Nut (8 mm)
	47-861050-000	R.O.	Speed Nut (8 mm) Pkg. of 10
2.	47-054896-002		R.H.Tong
3.	47-055148-002		L.H. Tong
4.	47-051758-003		Damper
	47-051758-600		Urethane Damper - Oversized (10 Pack)
	47-051758-500		PCV Damper - Oversized (10 Pack)
5.	47-055117-009		Spotting Tong - Complete Assembly (Pin Stations 1, 4, 5, and 6)
6.	47-055118-009		Spotting Tong - Complete Assembly (Pin Stations 2, 3, 7, 8, 9, and 10)
7.	47-054902-002		Deck Plate
8.	47-054898-003		R.H. Spotting Tong Pivot
9.	47-054897-003		L.H. Spotting Tong Pivot
10.	11-054459-000		Self Tapping, Torx Screw (K60 x 20 mm)
11.	47-051762-004		Connecting Link
12.	47-054900-003		L.H. Lever (Tong 1, 4, 5, 6)
	47-054901-003		R.H. Lever (Tong 2, 3, 7, 8, 9, 10)
13.	47-054899-003		Gear

GS Spotting Tong Assemblies New Style



GS Spotting Tong Assemblies New Style

Index No.	Part No.	Description	Index No.	Part No.	Description
1.	47-052124-004	Counter Weight	40.	11-054776-001	N.A. C.R. Pan Hd. Screw (5 mm x 60 mm)
2.	47-050640-004	Tension Spring		47-861037-001	R.O. C.R. Pan Hd. Screw (5 mm x 60 mm) Pkg. of 10
3.	47-050665-003	Switch Finger	41.	11-052039-001	Flat Washer (5.3 mm)
4.	47-052440-004	R.H. Pin Gripper	42.	N.A.	N.A. Pin Detector Plate w/Rubber (metal)
5.	47-052439-004	L.H. Pin Gripper		**47-054298-001	R.O. Pin Detector Plate w/Pin (plastic)
6.	11-052681-001	Roll Pin (3 mm x 16 mm)	43.	N.A.	Rubber Material Only
7.	11-052677-001	Roll Pin (2 mm x 16 mm)	44.	N.A.	Locknut (4 mm)
8.	*47-050675-004	Ground Shaft	45.	N.A.	Hex Hd. Cap Screw (4 mm x 10 mm)
9.	11-051767-001	Lockwasher (4 mm) - red box only	46.	N.A.	Flat Spring Support
10.	11-053776-001	C.R. Pan Hd. Screw (4 mm x 8 mm) - red box only	47.	N.A.	Flat Spring
11.	47-050668-004	Switch Finger Shaft	48.	99-060208-004	Plunger
12.	11-053476-001	Speed Nut (4 mm)	49.	99-060242-004	Solenoid Complete (silver, consolidated and nexgen electronics box)
13.	47-050308-004	Damper	50.	47-053635-004	Cherry Switch (silver, consolidated and nexgen electronics box)
14.	47-054689-009	Pin Holder w/Dampers	51.	11-680302-000	N.A. Terminal (silver box & universal)
	N.A.	Pin Holder w/o Dampers		57-860032-000	R.O. Terminal - Male (Pkg. of 10)
15.	11-051535-001	Socket Hd. Cap Screw (8 mm x 40 mm)	52.	11-680105-000	N.A. Connector - 4 Pin (silver box & universal)
16.	47-050676-004	Bracket	53.	11-697187-000	Terminal (red box)
17.	11-051770-001	Lockwasher (8 mm)	54.	N.A.	Connector - 3 Pin (red box)
18.	11-051704-001	Hex Nut (8 mm)	55.	11-051809-001	Split Pin (2 mm)
19.	47-052418-004	Cherry Switch (red box only)	56.	11-052003-001	N.A. Flat Washer (8.4 mm)
20.	11-051708-001	Hex Nut (2.5 mm)		11-052003-001	R.O. Flat Washer (8.4 mm)
21.	11-052203-001	Slt'd. Machine Screw (2.5 mm x 20 mm)	57.	11-053401-001	N.A. Snap Ring (8 mm)
22.	11-051766-001	Lockwasher (2.5 mm)	58.	47-860005-000	Pivot Pin (Pkg. of 10)
23.	11-052041-001	Flat Washer (2.7 mm)	59.	11-051088-001	Hex Hd. Cap Screw (6 mm x 35 mm)
24.	11-052051-001	Flat Washer (2.5 mm)	60.	47-054708-004	Pin Deflector Spring
25.	47-050639-004	Switch Spring	61.	11-051743-001	Lock Nut (6 mm)
26.	11-053475-001	Speed Nut (3 mm)			
27.	47-050674-004	Shaft			
28.	47-050670-004	Switch Finger			
29.	11-052205-001	Slotted Machine Screw (2.5 mm x 8 mm)			
30.	47-050671-004	N.A. Roller Bushing			
	47-050670-004	R.O. Switch Finger			
31.	11-051802-001	Split Pin (1 mm x 10 mm)			
32.	11-052025-001	Flat Washer (4.3 mm)			
33.	46-050300-004	Catch			
34.	47-050036-001	N.A. Pin Holder Complete (red box electrical system)			
	47-053850-009	Pin Holder Complete (universal electrical system)			
35.	47-050266-004	Connector Link			
36.	99-060218-004	Solenoid Complete (red box)			
37.	46-050302-004	Tension Spring			
38.	47-050677-004	Shaft			
39.	11-053478-001	N.A. Speed Nut (8 mm)			
	47-864050-000	R.O. Speed Nut (8 mm) Pkg of 10			

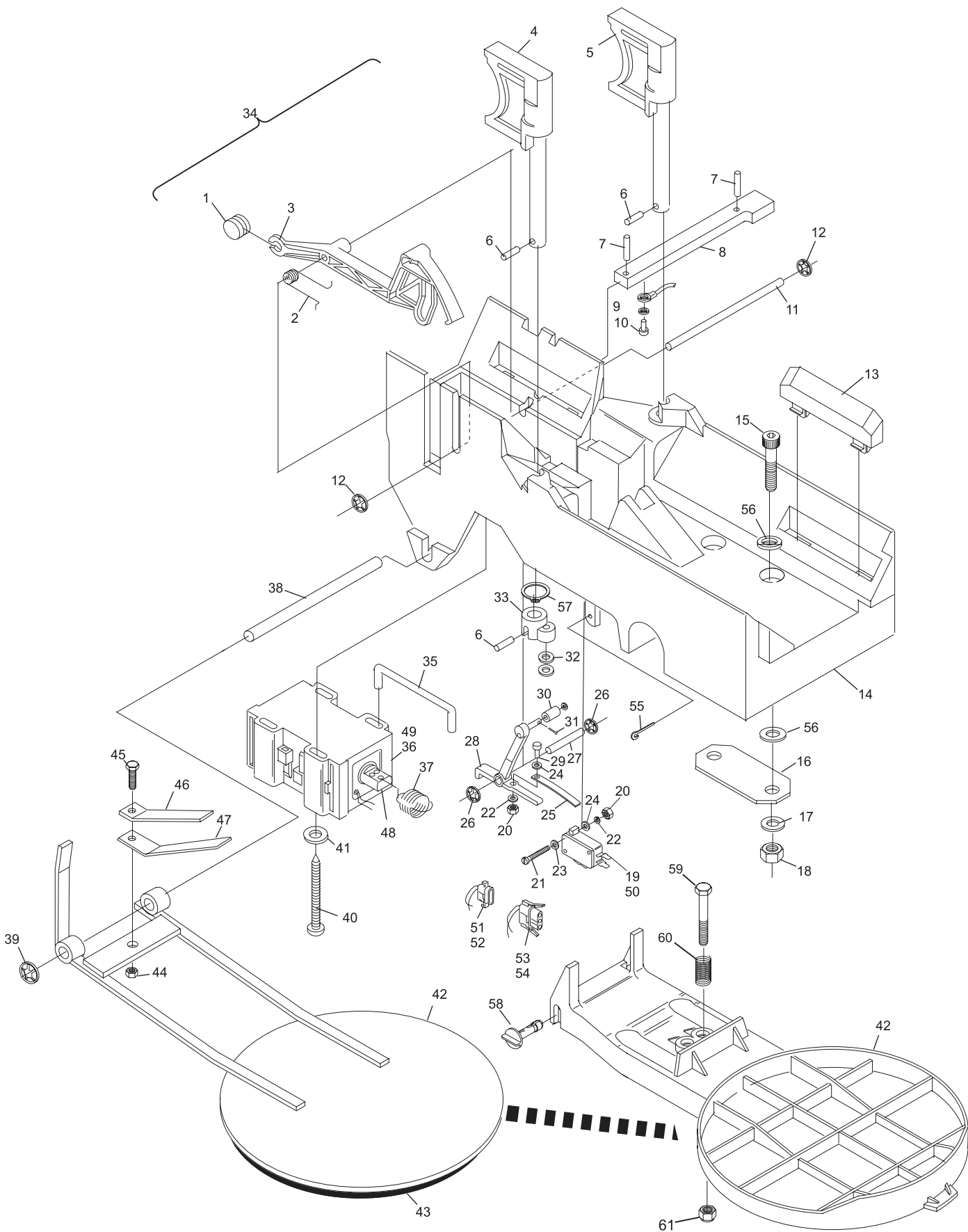
N.A. = No Longer Available

R.O. = Replacement Option

* Ground Shaft is reversed for L.H. or R.H. Pin Holder Assembly.

** Interchangeable new style

GS-10 and GS-92 Pin Holder Assembly



GS-10 and GS-92 Pin Holder Assembly

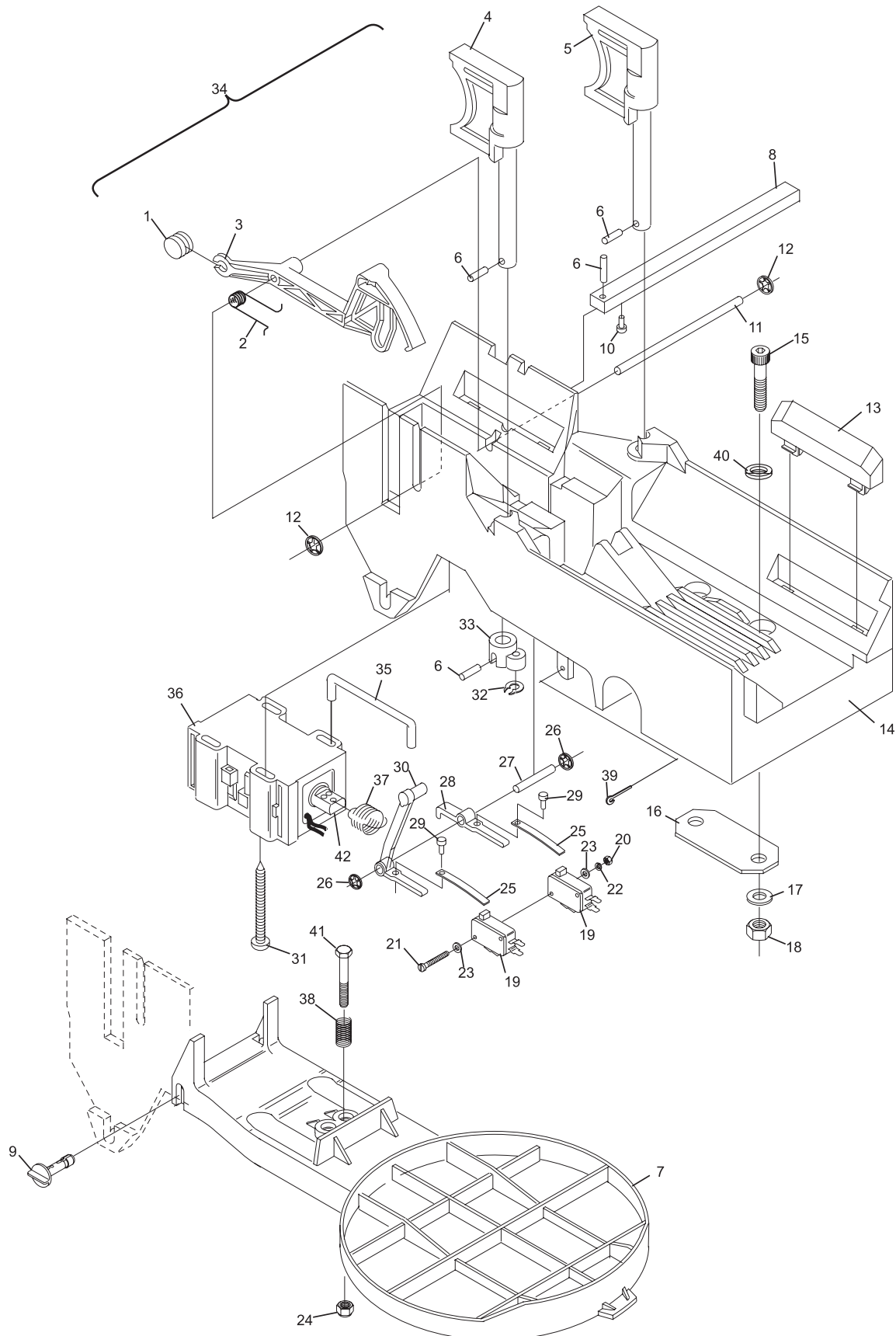
Index No.	Part No.	Description
1.	47-052124-004	Counter Weight
2.	47-050640-004	Tension Spring
3.	47-050665-003	Switch Finger
4.	47-052440-004	R.H. Pin Gripper
5.	47-052439-004	L.H. Pin Gripper
6.	11-052681-001	Roll Pin (3 mm x 16 mm)
7.	47-054298-001	Pin Detector Plate w/Pin
8.	*47-050675-004	Ground Shaft
9.	47-860005-000	Pivot Pin (Pkg. of 10)
10.	11-053776-001	C.R. Pan Hd. Screw (4 mm x 8 mm) - red box only
11.	47-050668-004	Switch Finger Shaft
12.	11-053476-001	Speed Nut (4 mm)
13.	47-050308-004	Damper
14.	47-054689-009	Pin Holder w/Dampers
	N.A.	Pin Holder w/o Dampers
15.	11-051535-001	Socket Hd. Cap Screw (8 mm x 40 mm)
16.	47-050676-004	Bracket
17.	11-051770-001	Lockwasher (8 mm)
18.	11-051704-001	Hex Nut (8 mm)
19.	47-053635-004	Micro Switch (single, cherry)
	47-054700-004	Micro Switch (double)
20.	11-051708-001	Hex Nut (2.5 mm)
21.	11-052220-001	Sltd. Machine Screw (2.5 mm x 30 mm)
22.	11-051766-001	Lockwasher (2.5 mm)
23.	11-052041-001	Flat Washer (2.7 mm)
24.	11-051743-001	Lock Nut (6 mm)
25.	47-050639-004	Switch Spring
26.	11-053475-001	Speed Nut (3 mm)
27.	47-054701-004	Shaft
28.	47-054703-004	Switch Finger
29.	11-055150-000	Slotted Machine Self Tap Screw Plastic (2.5 mm x 5 mm)
30.	47-054702-004	Switch Finger
31.	11-054776-001	N.A. C.R. Pan Hd. Screw (5 mm x 60 mm)
	47-861037-001	R.O. C.R. Pan Hd. Screw (5 mm x 60 mm) Pkg. of 10
32.	11-054500-000	N.A. Grip Ring (4 mm)
	47-861036-000	R.O. Grip Ring (4 mm) Pkg. of 10
33.	46-050300-004	Catch
34.	47-054699-009	Pin Holder Complete
35.	47-050266-004	Connector Link
36.	99-060242-004	Soleniod
37.	46-050302-004	Tension Spring
38.	47-054708-004	Pin Deflector Spring
39.	11-051808-001	Cotter Pin (1.6 mm x 40 mm)
40.	47-054691-000	N.A. Flat Washer (8.4 mm)
	11-052003-001	R.O. Flat Washer (8.4 mm)
41.	11-051088-001	Hex Hd. Cap Screw (6 mm x 35 mm)
42.	99-060208-004	Plunger

N.A. = No Longer Available

R.O. = Replacement Option

* Ground Shaft is reversed for left-hand or right-hand Pin Holder Assembly.

GS-96 - GS-98 Pin Holder Assembly



GS-96 - GS-98 Pin Holder Assembly

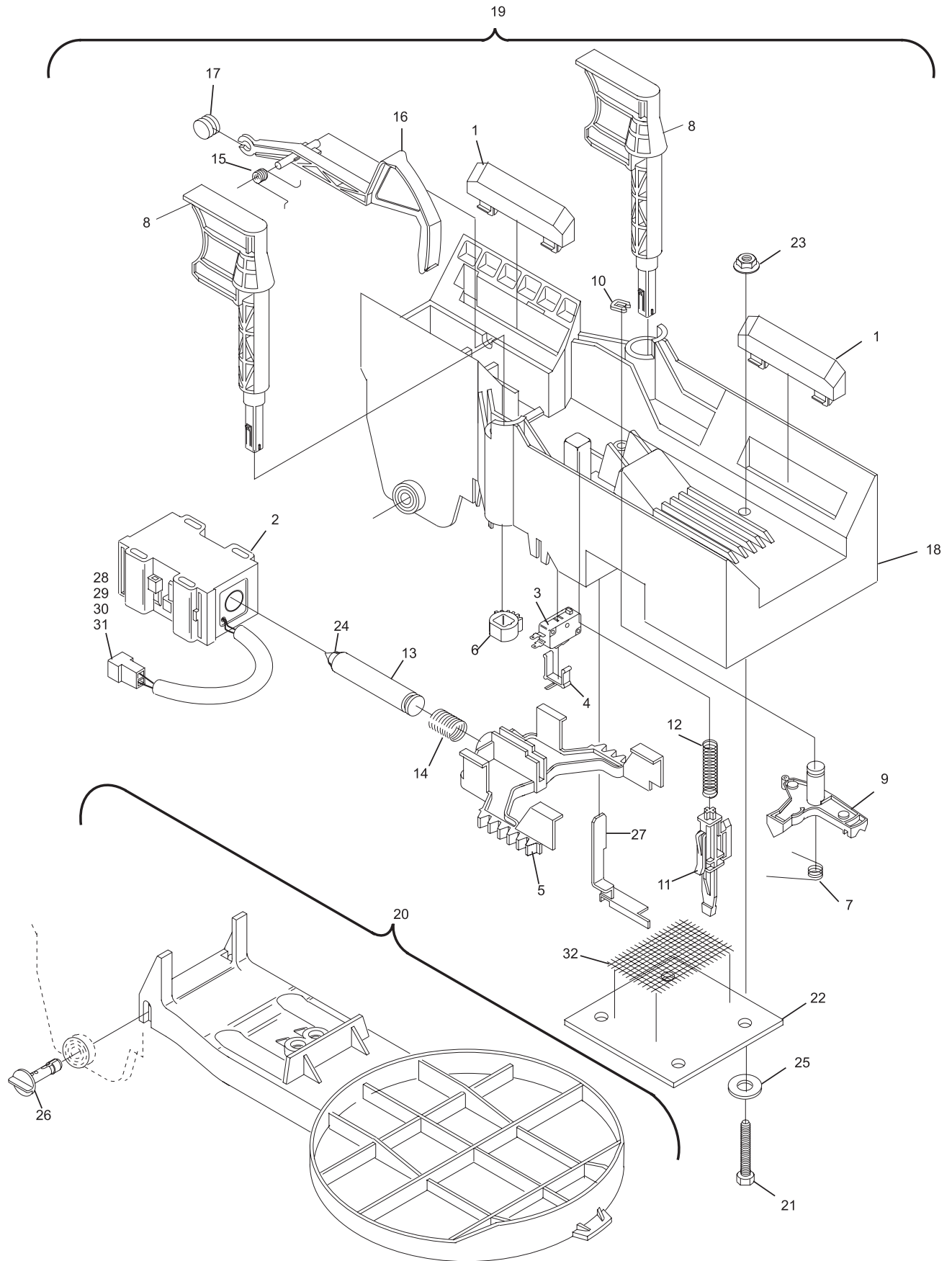
Index

No.	Part No.	Description
1.	47-050308-004	Damper
2.	99-060351-004	Solenoid - Only
3.	47-055323-004	Micro Switch
4.	47-055001-004	Clip (Micro Switch)
5.	47-054983-002	Drive
6.	47-054984-004	Gear
7.	47-055006-004	Torsion Spring
8.	47-054981-002	Pin Gripper
9.	47-054985-001	Switch Lever
10.	47-054986-004	Grip Ring
11.	47-054988-003	Switch Button
12.	47-055008-004	Tension Spring
13.	47-055004-004	Solenoid Plunger
14.	47-054987-004	Solenoid Spring
15.	47-055005-004	Tension Spring
16.	47-054982-002	Switch Finger
17.	47-052124-004	Counter Weight
18.	47-054980-001	N.A. Pin Holder Housing - Only
	47-054980-201	R.O. Pin Holder w/Damper
19.	47-055314-009	Pin Holder Assembly Complete - does not include index numbers 21, 22, 23, 25, 28, 29, 30, 31,32.
20.	47-054298-001	Pin Detector Plate w/Pin
21.	11-051014-001	Hex Hd. Cap Screw (6 mm x 45 mm)
22.	47-055003-004	Mount Plate
23.	11-055500-001	Hex Nut (6 mm)
24.	99-090349-004	O-Ring for Plunger
25.	11-055961-001	N.A. Washer
	47-861040-001	R.O. Washer (6.1 mm) Pkg. of 10
26.	47-860005-000	Pivot Pin (Pkg. of 10)
27.	47-055328-003	Connector Clip
28.	11-680206-000	Connector - Male (4 pos)
29.	11-680302-000	N.A. Terminal - Male
	57-860032-000	R.O. Terminal - Male (Pkg. of 10)
30.	11-680301-000	N.A. Terminal - Female
	57-860031-000	R.O. Terminal - Female (Pkg. of 20)
31.	11-680118-000	Connector - Switch (4 pos)
32.	47-055785-004	Steel Mesh

N.A. = No Longer Available

R.O. = Replacement Option

GS-X/CPO Pin Holder Assembly



GS-X/CPO Pin Holder Assembly

Index

No.	Part No.	Description
1.	11-051706-001	Hex Nut (12 mm)
2.	11-051772-001	Lockwasher (12 mm)
3.	11-052024-001	N.A. Flat Washer (13 mm)
	47-861010-001	R.O. Flat Washer (13 mm) Pkg. of 20
4.	47-071975-004	Threaded Connector
5.	11-600500-000	Master Link (3 pieces)
6.	11-601007-000	Roller Chain (64 Links)
7.	47-050926-004	Cam
8.	11-051743-001	Locknut (6 mm)
9.	11-051509-001	Socket Hd. Cap Screw (6 mm x 12 mm)
10.	47-051490-004	Cam Holder
11.	47-052347-003	Upper Deck Rack Tube
12.	11-052451-001	Sltd. Flat Ctsk. Hd. Machine Screw (6 mm x 25 mm)
13.	11-052679-001	Rolled Pin (6 mm x 22 mm)
14.	47-050365-003	Toothed Rack (6 mm x 25 mm)
15.	11-051518-001	Socket Hd. Cap Screw (10 mm x 40 mm)
16.	11-051771-001	Lockwasher (10 mm)
17.	11-052018-001	Flat Washer (10.5 mm)
18.	47-071162-004	Spacer Bushing
19.	47-071148-004	Roller
20.	47-071170-003	Roller Support (small)
21.	11-051745-001	Locknut (10 mm)
22.	47-071171-003	Roller Support (large)
23.	47-070386-004	Counter Weight
24.	11-051517-001	Socket Hd. Cap Screw (10 mm x 25 mm)
25.	11-051707-001	Hex Nut (16 mm)
	11-051748-001	Locknut (16 mm)
26.	11-051774-001	Lockwasher (16 mm)
27.	47-071871-003	T-Stop
28.	47-070401-004	Threaded Cap
29.	11-051703-001	Hex Nut (10 mm)
30.	47-071161-003	Roller Support Complete
31.	47-052346-003	Deck Rack Tube (lower)
32.	11-051770-001	Lockwasher (8 mm)
33.	11-051066-001	Hex Hd. Cap Screw (8 mm x 18 mm)
34.	11-052684-001	Rolled Pin (5 mm x 40 mm)
35.	47-052458-009	N.A. R.H. Assembly
36.	47-052459-009	N.A. L.H. Assembly

N.A. = No Longer Available

R.O. = replacement Option

Table Rack and Roller Assembly

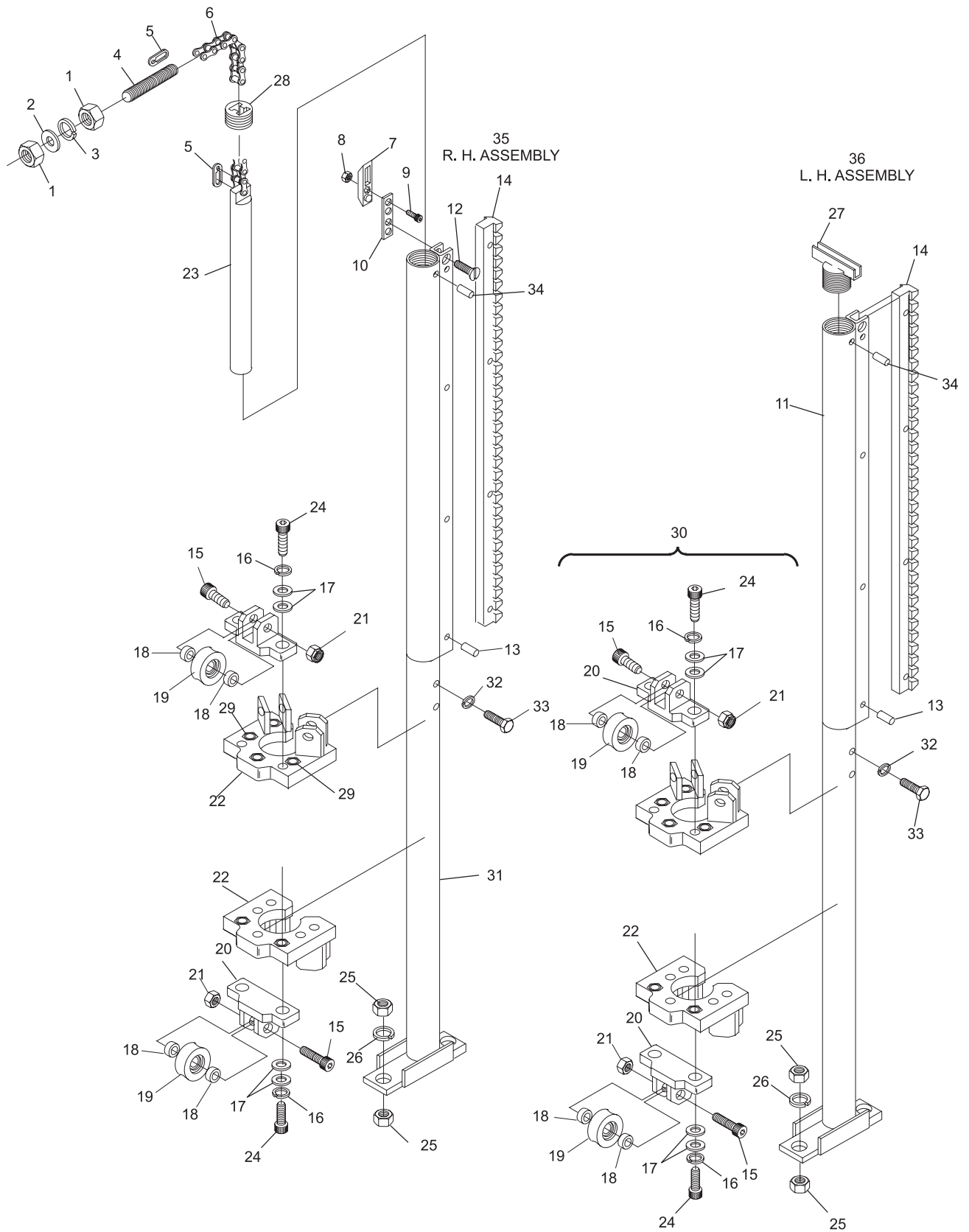


Table Rack and Roller Assembly

Index

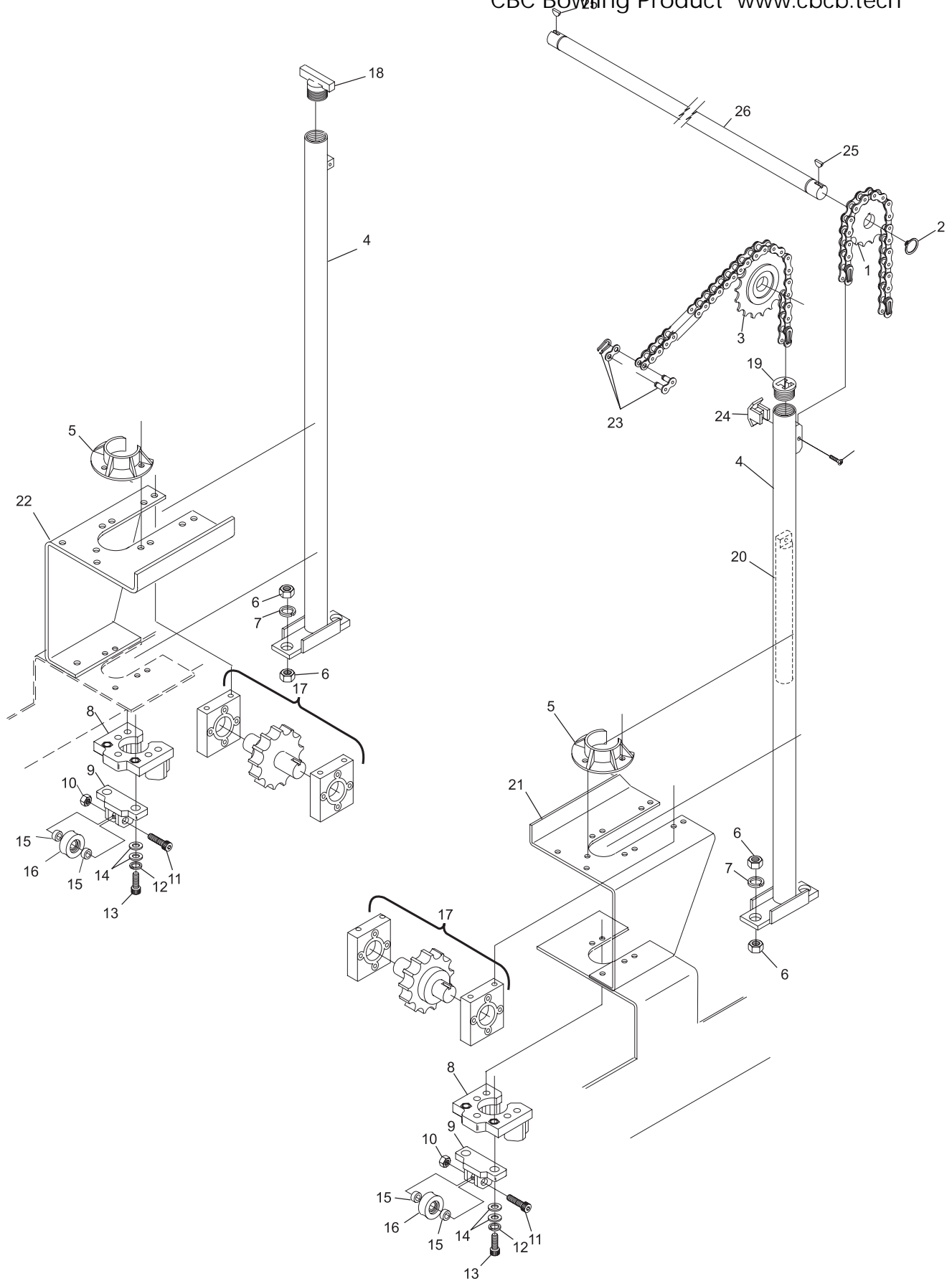
No.	Part No.		Description
1.	47-075474-004	N.A.	Chain Gear
	47-075474-009	R.O.	Chain Gear w/Set Screws
2.	11-051856-001		Retaining Ring (25 mm)
3.	47-011053-004		Sprocket
4.	47-055461-003		Tube
5.	47-085349-003		Tube Guide
6.	11-051707-001		Hex Nut (16 mm)
7.	11-055255-001		Ribbed Lockwasher (16 mm)
8.	47-071171-003		Roller Support (large)
9.	47-071170-003		Roller Support (small)
10.	11-051745-000	N.A.	Locknut (10 mm)
11.	11-051074-001	N.A.	Hex Head Cap Screw (10 mm x 45 mm)
12.	11-051771-001		Lockwasher (10 mm)
13.	11-051532-001		Socket Head Cap Screw (10 mm x 30 mm)
14.	11-052018-001		Flat Washer (10.5 mm)
15.	47-071162-004		Spacer Bushing
16.	47-071148-004		Roller
17.	47-075553-003	S.O.	Lower Chain Gear w/Bearing Block - Complete
18.	47-071871-003		T-Stop
19.	47-070401-004		Threaded Cap
20.	47-070386-004		Counter Weight
21.	47-085436-003		R.H. Support Bracket
22.	47-085430-003		L.H. Support Bracket
23.	11-600500-000		Master Link (3-pieces)
24.	47-055350-004		Out of Range Cam
25.	11-053503-000		Key (8 mm x 7 mm x 28 mm)
26.	47-075476-004		Shaft

N.A. = No Longer Available

R.O. = Replacement Option

S.O. = Special Order

Table Rack and Roller Assembly (Machine Series 443 and Above)



**Table Rack and Roller Assembly
(Machine Series 443 and Above)**

Intentionally Blank Page

Section G

DRIVE FRAME ASSEMBLIES

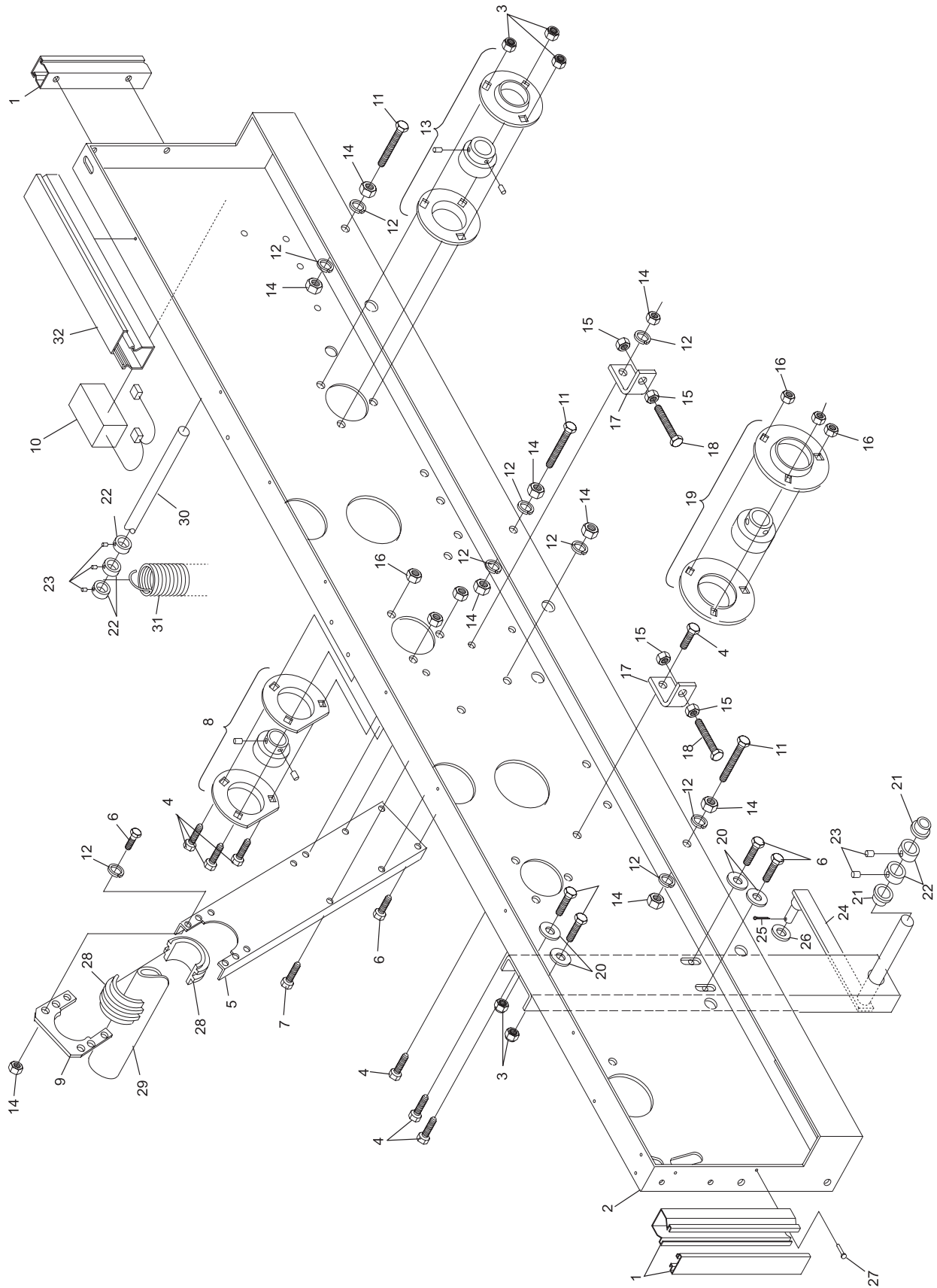
Index

No.	Part No.	Description
1.	47-073795-004	Cable Channel (30 mm x 200 mm)
2.	47-071779-001	Gear Train Frame (left-hand)
3.	11-051744-001	Locknut (8 mm)
4.	11-051005-001	Hex Hd. Cap Screw (10 mm x 20 mm)
5.	47-070186-003	Sweep Shaft Support
6.	11-051038-001	Hex Hd. Cap Screw (8 mm x 16 mm)
7.	11-051010-001	Hex Hd. Cap Screw (8 mm x 20 mm)
8.	47-073832-004	Shaft Bearing Assembly w/Cut Retainer Plate
9.	47-081958-004	Sweep Bearing Holder
10.	47-223077-004	Frame Counter Assembly
11.	11-051011-001	Hex Hd. Cap Screw (8 mm x 50 mm)
12.	11-051770-001	Lockwasher (8 mm)
13.	11-052901-000	Bearing Assembly w/Retaining Plates
14.	11-051704-001	Hex Nut (8 mm)
15.	11-051703-001	Hex Nut (10 mm)
16.	11-051771-001	Lockwasher (10 mm)
17.	47-070169-004	Angle Bracket
18.	11-051046-001	Hex Hd. Cap Screw (10 mm x 80 mm)
19.	11-052902-000	Shaft Bearing Assembly w/Retaining Plates
20.	11-052003-001	Flat Washer (8.4 mm)
21.	99-010107-004	Bushing
22.	11-053619-001	Stop Collar (20 mm)
23.	11-052803-001	Set Screw (6 mm x 10 mm)
24.	47-040283-003	Sweep Guide Lever
25.	11-051794-001	Cotter Pin (3.2 mm x 20 mm)
26.	11-052024-001	N.A. Flat Washer (13 mm)
	47-861010-001	R.O. Flat Washer (13 mm) Pkg of 20
27.	N.A.	Pop Rivet
28.	47-081959-003	Sweep Shaft Bearing
29.	47-041530-002	Sweep Shaft
30.	47-052123-004	Spring Shaft
31.	47-052120-004	Tension Spring
32.	47-073797-004	Cable Channel (30 mm x 1800 mm)

N.A. = No Longer Available

R.O. = Replacement Option

Left Drive Frame Assembly



Left Drive Frame Assembly

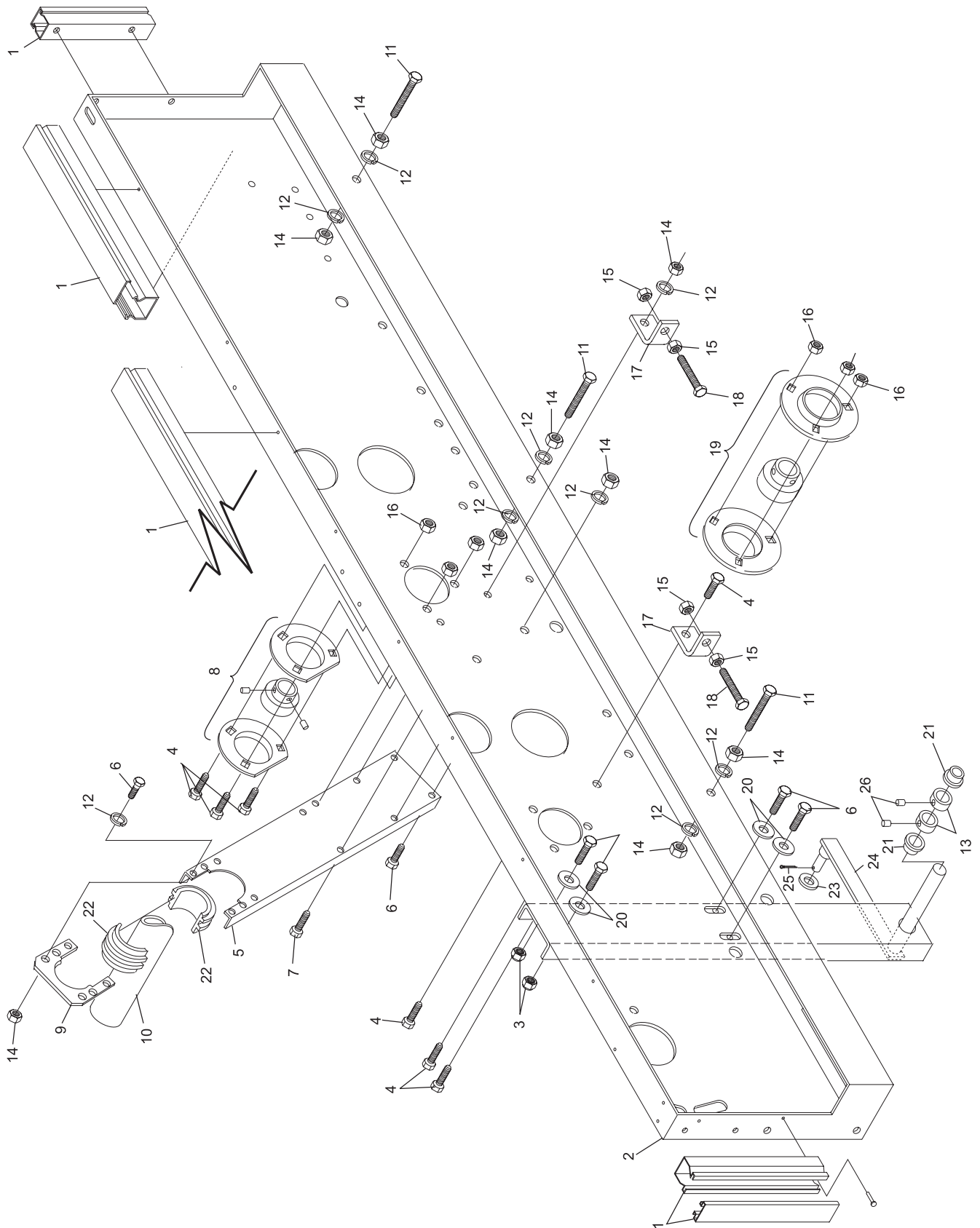
Index

No.	Part No.	Description
1.	47-084284-004	Cable Channel 1 meter - (cut to length)
2.	47-075452-001	L.H. Gear Train Frame
3.	11-051744-001	Locknut (8 mm)
4.	11-051005-001	Hex Hd. Cap Screw (10 mm x 20 mm)
5.	47-070186-003	Sweep Shaft Support
6.	11-051038-001	Hex Hd. Cap Screw (8 mm x 16 mm)
7.	11-051010-001	Hex Hd. Cap Screw (8 mm x 20 mm)
8.	47-073832-004	Shaft Bearing Assembly w/Cut Retainer Plate
9.	47-081958-004	Sweep Bearing Holder
10.	47-045458-002	Sweep Shaft
11.	11-051011-001	Hex Hd. Cap Screw (8 mm x 50 mm)
12.	11-051770-001	Lockwasher (8 mm)
13.	11-053619-001	Stop Collar (20 mm)
14.	11-051704-001	Hex Nut (8 mm)
15.	11-051703-001	Hex Nut (10 mm)
16.	11-051745-001	Lock Nut (10 mm)
17.	47-070169-004	Angle Bracket
18.	11-051046-001	Hex Hd. Cap Screw (10 mm x 80 mm)
19.	11-052902-000	Shaft Bearing Assembly w/Retaining Plates
20.	11-052003-001	Flat Washer (8.4 mm)
21.	99-010107-004	Bushing
22.	47-081959-003	Sweep Shaft Bearing
23.	11-052024-001	N.A. Flat Washer (13 mm)
	47-861010-001	R.O. Flat Washer (13 mm) Pkg. of 20
24.	47-040283-003	Sweep Guide Lever
25.	11-051794-001	Cotter Pin (3.2 mm x 20 mm)
26.	11-052803-001	Set Screw (6 mm x 10 mm)

N.A. = No Longer Available

R.O. = Replacement Option

**Left Drive Frame Assembly
(Machine Series 443 and Above)**



Left Drive Frame Assembly (Machine Series 443 and Above)

Index

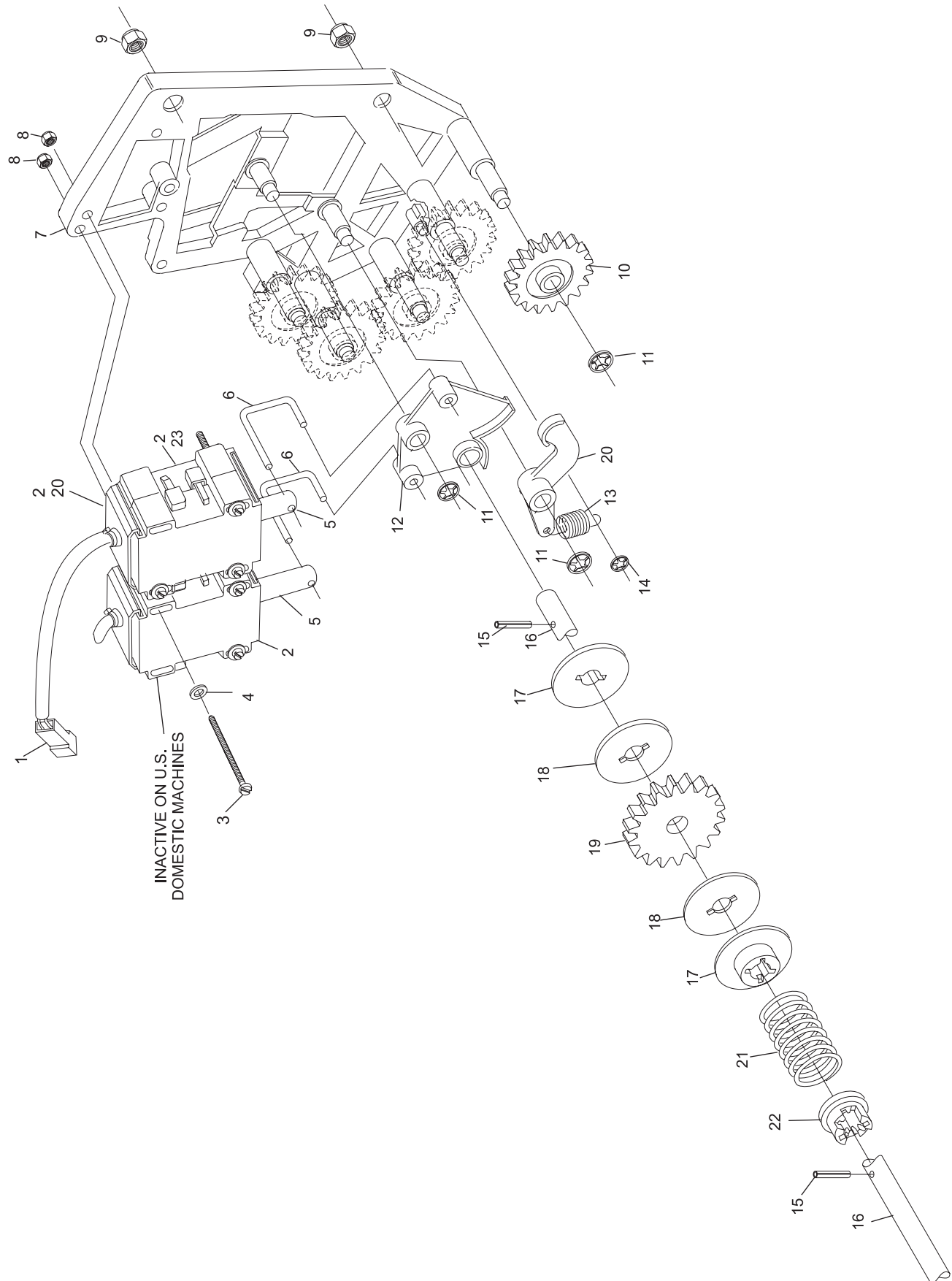
No.	Part No.	Description
1.	N.A.	Plug Only
2.	*99-060219-004	Solenoid Assembly w/Plug (red box)
3.	11-052202-001	Slotted Machine Screw (5 mm x 55 mm)
4.	11-052039-001	Flat Washer (5.3 mm)
5.	99-060133-004	Plunger
6.	47-071865-004	Connecting Link
7.	47-071858-002	Solenoid Holder
8.	11-051742-001	Locknut (5 mm)
9.	11-051745-001	Locknut (10 mm)
10.	47-072023-004	Cluster Gear
11.	11-053478-001	N.A. Seed Nut (8 mm)
	47-861050-000	R.O. Speed Nut (8 mm) Pkg. of 10
12.	47-071859-004	Pivot Lever Plate
13.	47-071866-004	Tension Spring
14.	11-053481-001	Speed Nut (5 mm)
15.	11-052688-001	Rolled Pin (3 mm x 18 mm)
16.	47-071883-004	Clutch Shaft
17.	47-071863-004	Spring Retainer
18.	47-071864-004	Clutch Disc
19.	47-071862-004	Clutch Gear
20.	47-071860-004	Pivot Lever
21.	47-071868-004	Compression Spring
22.	47-071869-003	Spring Tightener
23.	*47-243030-004	N.A. Solenoid Assembly w/Plug (silver and consolidated box)
	99-070356-004	R.O. Solenoid

N.A. = No Longer Available

R.O. = Replacement Option

* Does not include Index No. 5, Plunger

Gear Cluster Assembly



INACTIVE ON U.S.
DOMESTIC MACHINES

Gear Cluster Assembly

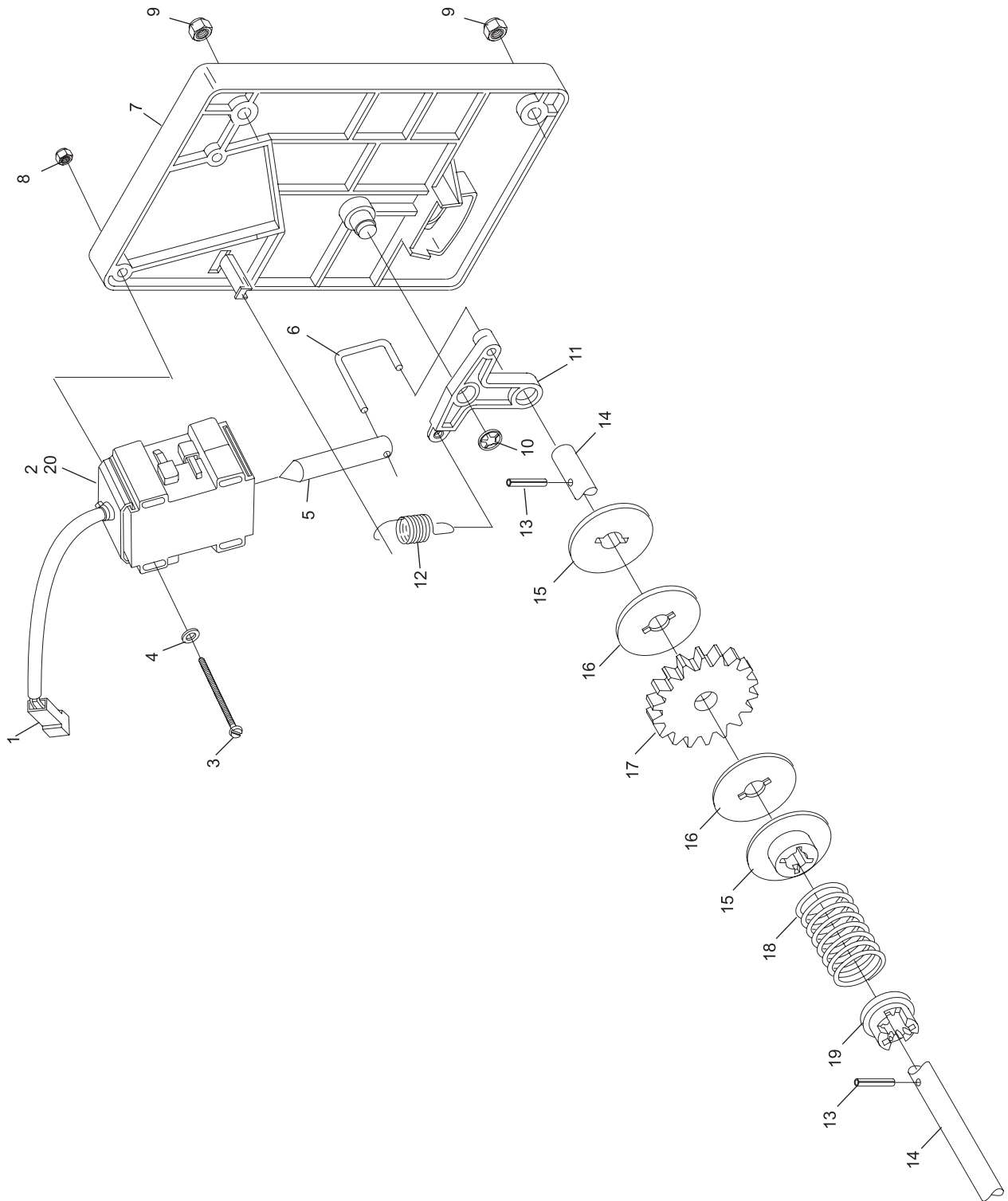
Index

No.	Part No.	Description
1.	N.A.	Plug Only
2.	*99-060219-004	Solenoid Assembly w/Plug (red box)
3.	11-052202-001	Slotted Machine Screw (5 mm x 55 mm)
4.	11-052039-001	Flat Washer (5.3 mm)
5.	99-060133-004	Plunger
6.	47-071865-004	Connecting Link
7.	47-075128-002	Solenoid Holder
8.	11-051742-001	Locknut (5 mm)
9.	11-051745-001	Locknut (10 mm)
10.	11-053478-001	N.A. Speed Nut (8 mm)
	47-861050-000	R.O. Speed Nut (8 mm) Pkg. of 10
11.	47-075130-003	Pivot Lever Plate
12.	47-071866-004	Tension Spring
13.	11-052688-001	Roll Pin (3 mm x 18 mm)
14.	47-071883-004	Clutch Shaft
15.	47-071863-004	Spring Retainer
16.	47-071864-004	Clutch Disc
17.	47-071862-004	Clutch Gear
18.	47-071868-004	Compression Spring
19.	47-071869-003	Spring Tightener
20.	*47-243030-004	N.A. Solenoid Assembly w/Plug (silver and consolidated box)
	99-070356-004	R.O. Solenoid

N.A. = No Longer Available

R.O. = Replacement Option

* Does not include Index No. 5, Plunger



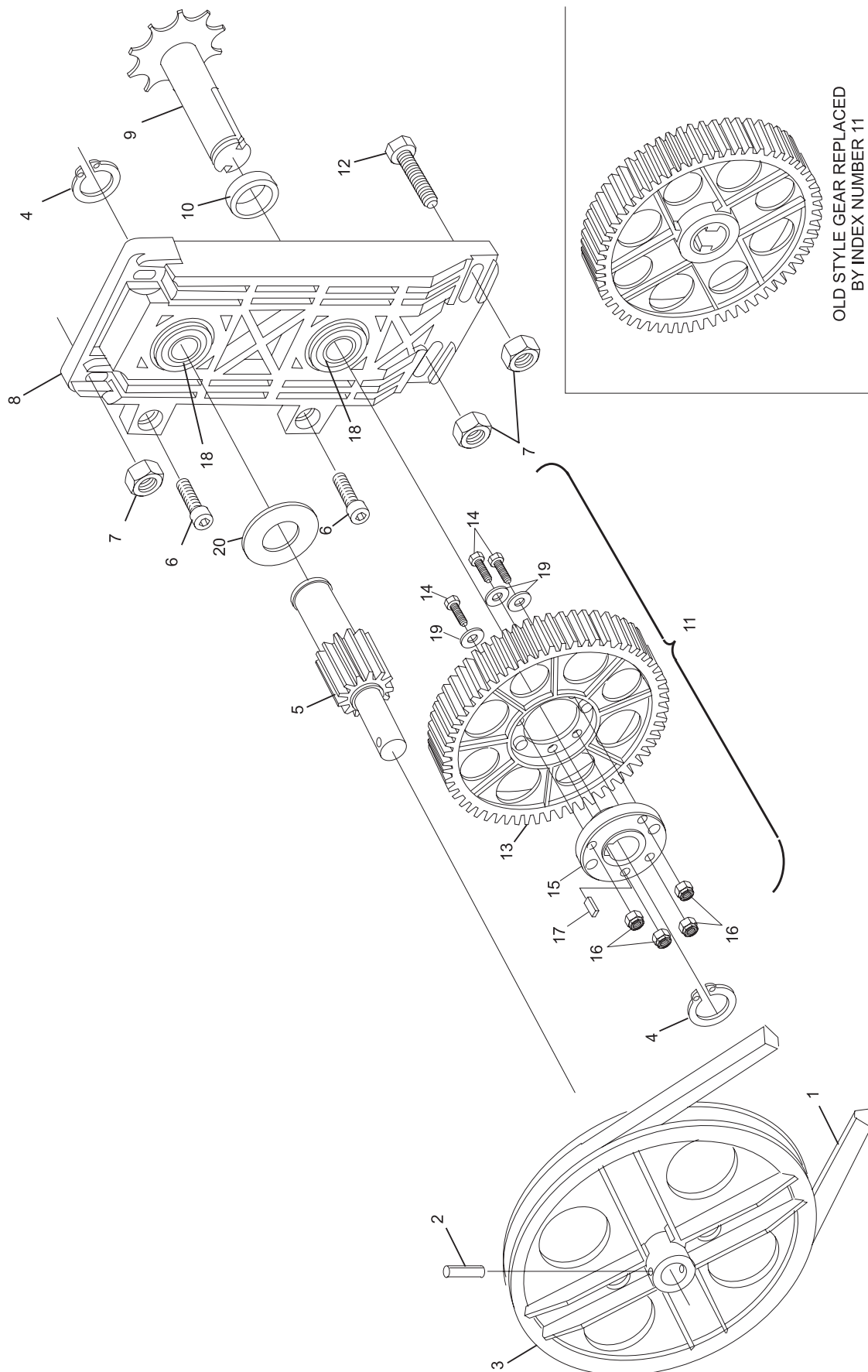
Gear Cluster Assembly (GS-96/GS-98/GS-X)

Index

No.	Part No.	Description
1.	11-053901-000	V-Belt (10 mm x 6 mm x 875 mm)
2.	11-052690-001	Roll Pin (6 mm x 40 mm)
3.	99-070237-002	Pulley
4.	11-051856-001	Retaining Ring (25 mm)
5.	47-071705-004	Pinion Shaft
6.	11-051532-001	Socket Hd. Cap Screw (10 mm x 30 mm)
7.	11-051745-001	Locknut (10 mm)
8.	*47-075076-001	Bearing Plate
9.	47-071823-004	Sprocket Shaft
10.	47-071706-004	Spacer Bushing
11.	47-071702-003	Gear and Hub Assembly (new style for all GS machines)
12.	11-051045-001	Hex Hd. Cap Screw (10 mm x 30 mm)
13.	47-075072-002	Gear only - Plastic
14.	11-051533-001	Hex Head Cap Screw (8 mm x 25 mm)
15.	47-075073-003	Hub only - Metal
16.	11-051744-001	Locknut (8 mm)
17.	11-053511-000	Key (10 mm x 32 mm)
18.	11-430051-000	N.A. Bearing
19.	11-052003-001	Washer (8.4 mm)
20.	11-054102-001	Washer (25 mm)

N.A. = No Longer Available

* Replaces part number 47-071712-002 Bearing Plate



**Table Gear, Sweep Gear
and Pulley Drive Assembly**

Index

No.	Part No.	Description
1.	47-071673-004	Hex Hd. Cap Screw (14 mm x 160 mm)
2.	11-051786-001	Cotter Pin (2.5 mm x 25 mm)
3.	47-071507-004	Shaft
4.	11-052036-001	Flat Washer (15 mm)
5.	99-010102-004	Bushing
6.	47-071670-002	Lever Bushing Support
7.	11-051787-001	Cotter Pin (2 mm x 25 mm)
8.	47-071669-002	Stroke Limiter Plate
9.	11-052202-001	Sltd. Machine Screw (5 mm x 55 mm)
10.	11-052020-001	Flat Washer (5.3 mm)
11.	*99-060219-004	Solenoid (red box) Complete
12.	11-051742-001	Locknut (5 mm)
13.	11-051791-001	Cotter Pin (1.6 mm x 10 mm)
14.	47-075141-004	Connecting Link (horizontal mount) order 2 each - Speednut 11-053416-001
15.	11-052025-001	Flat Washer (4.3 mm)
16.	11-051744-001	Locknut (8 mm)
17.	11-051025-001	Hex Hd. Cap Screw (8 mm x 70 mm)
18.	11-052019-001	Flat Washer (8.4 mm)
19.	99-060133-004	Plunger Only
20.	11-051773-001	Lockwasher (14 mm)
21.	11-051705-001	Hex Nut (14 mm)
22.	11-051769-001	Lockwasher (6 mm)
23.	11-051702-001	Hex Nut (6 mm)
24.	11-051770-001	Lockwasher (8 mm)
25.	11-051704-001	Hex Nut (8 mm)
26.	47-071509-002	Guide Beam
27.	11-051038-001	Hex Hd. Cap Screw (8 mm x 16 mm)
28.	47-071158-003	Hydraulic Support
29.	11-053624-001	Stop Collar (18 mm)
30.	11-053101-000	Set Screw (6 mm x 8 mm)
31.	47-070311-004	Shaft (18 mm)
32.	11-051010-001	Hex Hd. Cap Screw (8 mm x 20 mm)
33.	11-051014-001	Hex Hd. Cap Screw (6 mm x 45 mm)
34.	47-075142-004	Connecting Link
35.	99-070410-002	N.A. Hydraulic Shock Absorber Complete
	99-076123-000	R.O. Hydraulic Shock Absorber Complete
36.	55-050636-004	Tension Spring
37.	47-243030-004	N.A. Solenoid Complete (silver and consolidated box)
	99-070356-004	R.O. Solenoid
38.	11-051035-001	Hex Hd. Cap Screw (6 mm x 16 mm)
39.	47-071578-004	Bearing Block
40.	47-071579-004	Swing Lever
41.	47-071680-004	Connecting Link
42.	11-052048-001	Flat Washer (6.4 mm)
43.	11-051743-001	Locknut (6 mm)
44.	47-071602-004	N.A. Compression Spring (not for use on 99-070410-002 Shocks)
45.	11-052003-001	Flat Washer (8.4 mm)
46.	47-070373-004	Spacer
47.	11-052029-001	Flat Washer (15 mm)
48.	11-052208-001	Adjusting Screw (4 mm x 30 mm)
49.	11-051709-001	Hex Nut (4 mm)
50.	11-051767-001	Lockwasher (4 mm)
51.	47-223077-004	Frame Counter Assembly
52.	**57-860828-000	N.A. Frame Counter Kit w/Command Network and LIU

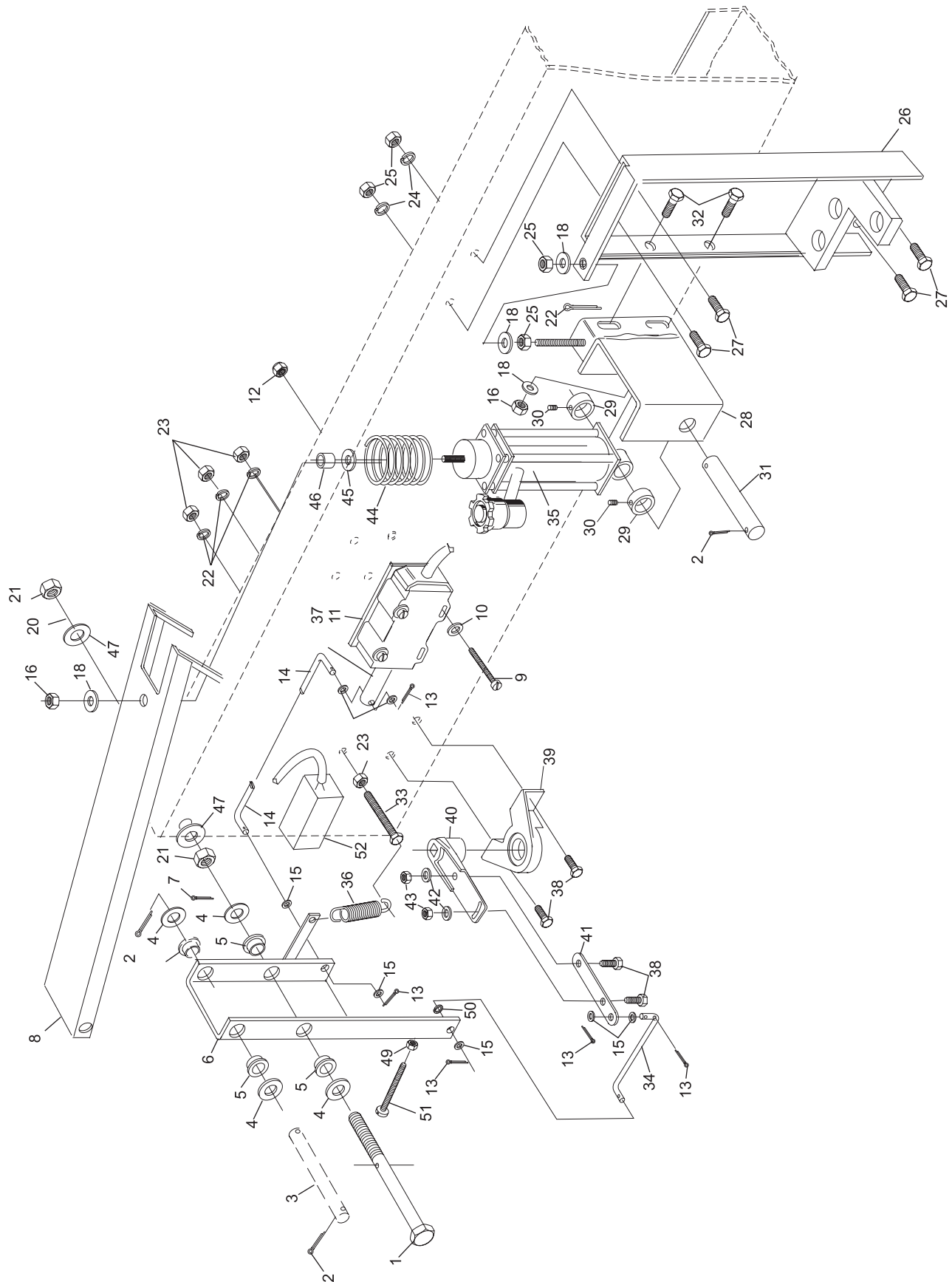
N.A. = No Longer Available

R.O. = Replacement Option

* Does not include Plunger.

** Not Illustrated

Stroke Limiter Assembly - Horizontal Solenoid



Stroke Limiter Assembly - Horizontal Solenoid

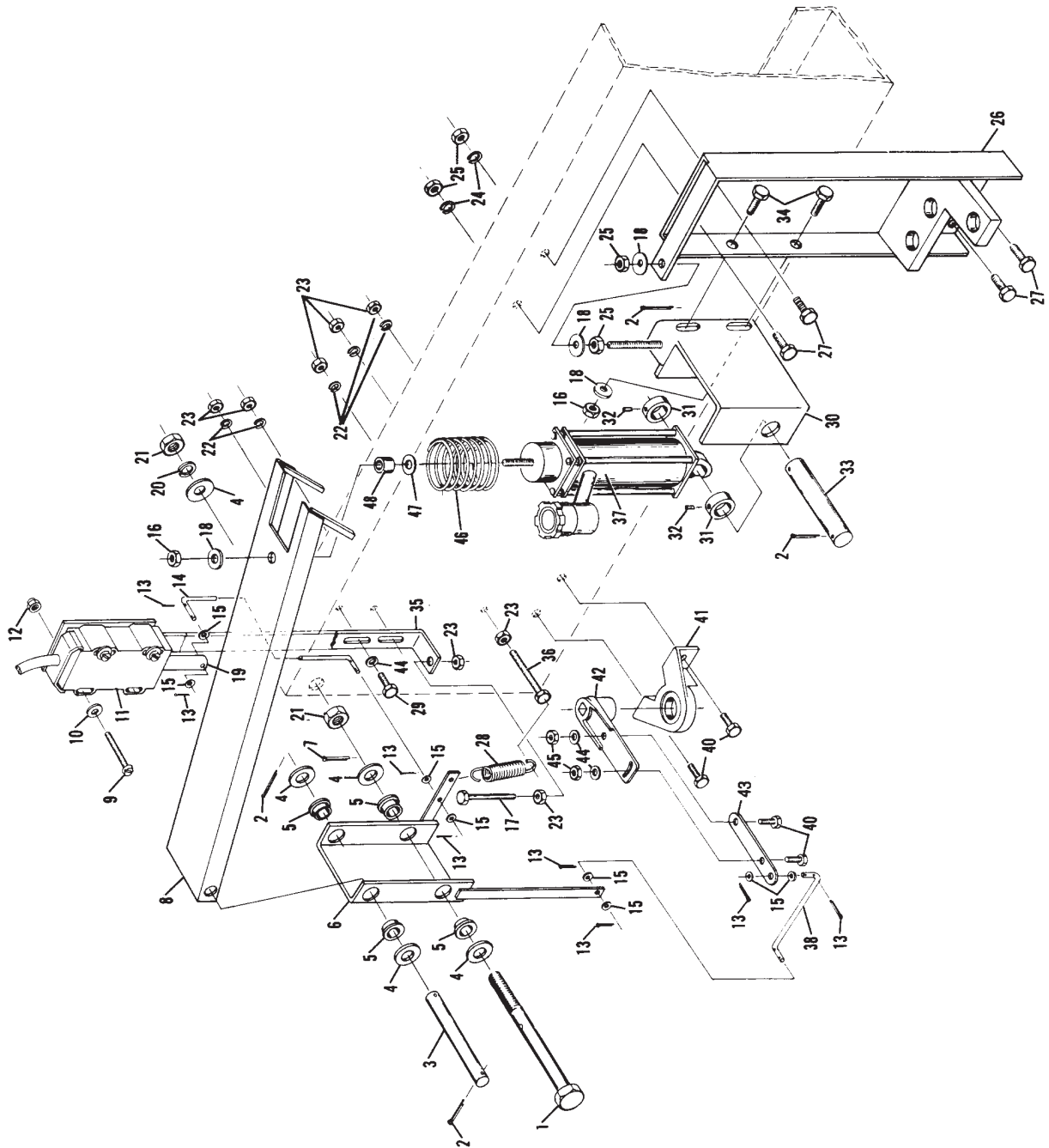
Index No.	Part No.	Description
1.	47-071673-004	Hex Hd. Cap Screw (14 mm x 160 mm)
2.	11-051786-001	Cotter Pin (2.5 mm x 25 mm)
3.	47-071507-004	Shaft
4.	11-052036-001	Flat Washer (15 mm)
5.	99-010102-004	Bushing
6.	47-071670-002	Lever Bushing Support
7.	11-051787-001	Cotter Pin (2 mm x 25 mm)
8.	47-071669-002	Stroke Limiter Plate
9.	11-052202-001	Sltd. Machine Screw (5 mm x 55 mm)
10.	11-052005-001	Flat Washer (5.3 mm)
11.	*99-060219-004	Solenoid Complete (red box)
12.	11-051742-001	Locknut (5 mm)
13.	11-051791-001	Cotter Pin (1.6 mm x 10 mm)
14.	47-075141-004	Connecting Link (vertical mount) order 2 each - Speed Nut 11-053476-001
15.	11-052025-001	Flat Washer (4.3 mm)
16.	11-051744-001	Locknut (8 mm)
17.	11-051022-001	Hex Hd. Cap Screw (6 mm x 30 mm)
18.	11-052019-001	Flat Washer (8.4 mm)
19.	99-060133-004	Plunger Only
20.	11-051773-001	Lockwasher (14 mm)
21.	11-051705-001	Hex Nut (14 mm)
22.	11-051769-001	Lockwasher (6 mm)
23.	11-051702-001	Hex Nut (6 mm)
24.	11-051770-001	Lockwasher (8 mm)
25.	11-051704-001	Hex Nut (8 mm)
26.	47-071509-002	Guide Beam
27.	11-051038-001	Hex Hd. Cap Screw (8 mm x 16 mm)
28.	55-050636-004	Tension Spring
29.	11-051018-001	Hex Hd. Cap Screw (6 mm x 20 mm)
30.	47-071158-003	Hydraulic Support
31.	11-053624-001	Stop Collar (18 mm)
32.	11-052801-001	Set Screw (6 mm x 6 mm)
33.	47-070311-004	Shaft
34.	11-051010-001	Hex Hd. Cap Screw (8 mm x 20 mm)
35.	47-071965-003	Solenoid Holder
36.	11-051014-001	Hex Hd. Cap Screw (6 mm x 45 mm)
37.	99-070410-002	N.A. Hydraulic Shock Absorber Complete
	99-076123-000	R.O. Hydraulic Setting Table
38.	47-075142-004	Connecting Link
39.	47-243030-004	N.A. Solenoid Complete (silver box)
	99-070356-004	R.O. Solenoid
40.	11-051035-001	Hex Hd. Cap Screw (6 mm x 16 mm)
41.	47-071578-004	Bearing Block
42.	47-071579-004	Swing Lever
43.	47-071680-004	Connecting Link
44.	11-052048-001	Flat Washer (6.4 mm)
45.	11-051743-001	Locknut (6 mm)
46.	47-071602-004	Compression Spring
47.	11-052003-001	Flat Washer (8.4)
48.	47-070373-004	Spacer

N.A. = No Longer Available

R.O. = Replacement Option

* Does not include Plunger.

Stroke Limiter Assembly - Vertical Solenoid



Stroke Limiter Assembly - Vertical Solenoid

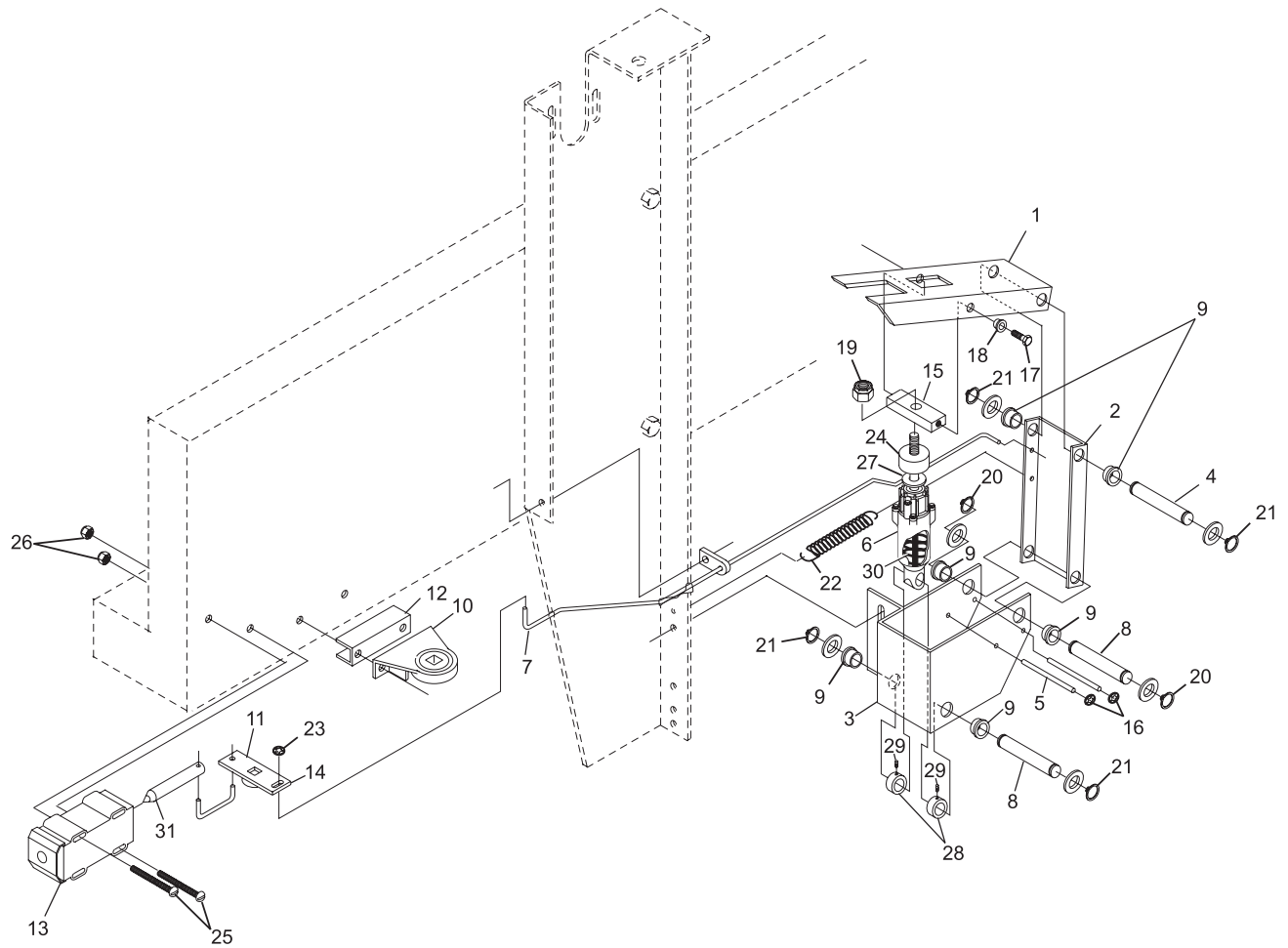
Index

No.	Part No.	Description
1.	47-075468-003	Lever
2.	47-075469-003	Support Bracket
3.	47-075472-003	Support
4.	47-075464-004	Shaft
5.	47-075465-004	N.A. Stop Post (3 mm)
	47-075699-004	R.O. Stop Post (6 mm)
6.	99-070395-002	N.A. Shock Absorber
	9-076120-000	R.O. Hydraulic Shock Absorber Assembly
7.	47-075467-003	Sensor Link
8.	47-075466-004	Shaft
9.	99-010102-004	Flanged Bushing
10.	47-075552-009	Bushing
11.	47-075354-004	Swing Lever
12.	47-075368-004	Bracket
13.	99-070356-004	Solenoid - only (consolidated and nexgen electronics box)
14.	47-075463-004	Connecting Link
15.	47-075462-004	Plate
16.	11-053475-001	Speed Nut (3 mm)
	11-053482-001	Speed Nut (6 mm)
17.	11-051067-001	Screw (8 mm x 35 mm)
18.	47-075435-004	Bushing
19.	11-051745-001	Locknut (10 mm)
20.	11-051857-001	Retaining Ring (14 mm)
21.	11-051861-001	N.A. Retaining Ring (13 mm)
22.	55-050636-004	Tension Spring
23.	11-053476-001	Speed Nut (4 mm)
24.	99-070398-004	Shock Bumper
25.	11-052202-001	Slotted Machine Screw (5 mm x 55 mm)
26.	11-051742-001	Locknut (5 mm)
27.	11-052068-001	Flat Washer (10 mm)
28.	11-053624-001	Stop Collar (18 mm)
29.	11-052801-001	Set Screw (6 mm x 6 mm)
30.	99-070397-004	Compression Spring
31.	99-060133-004	Plunger only

N.A. = No Longer Available

R.O. = Replacement Option

Stroke Limiter Assembly (Machine Series 443 and Above)



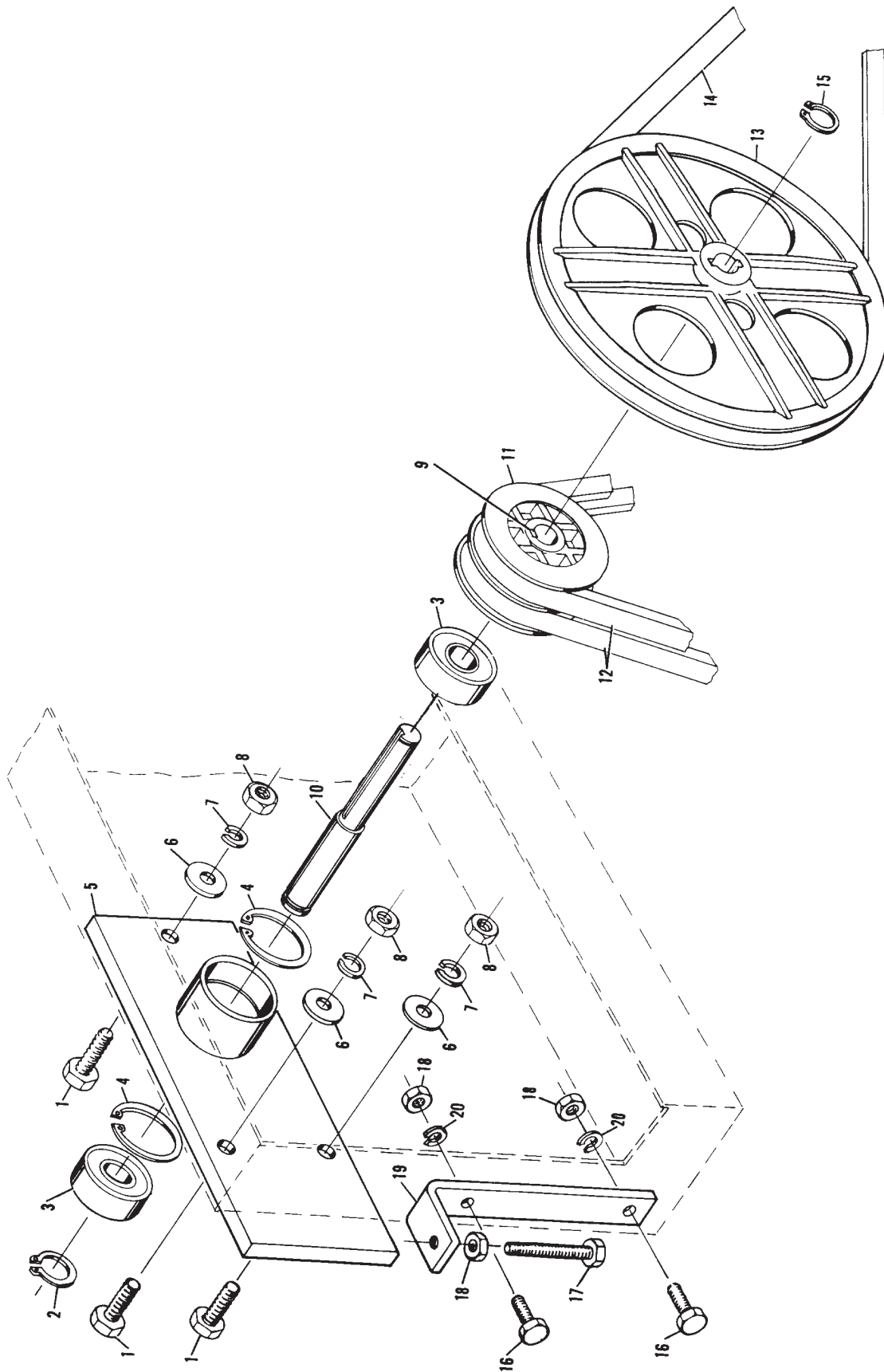
Stroke Limiter Assembly **(Machine Series 443 and Above)**

Index

No.	Part No.	Description
1.	11-051045-001	Hex Hd. Cap Screw (10 mm x 30 mm)
2.	11-051853-001	Retaining Ring (20 mm)
3.	11-430050-000	Bearing
4.	11-051901-001	Retaining Ring (47 mm)
5.	47-071497-003	Bearing Flange
6.	11-052050-001	Flat Washer (10.5 mm)
7.	11-051771-001	Lockwasher (10 mm)
8.	11-051703-001	Hex Nut (10 mm)
9.	11-053494-000	Key (5 mm x 5 mm x 32 mm)
10.	*N.A.	Idler Shaft
11.	47-070990-003	Double Pulley
12.	11-053903-000	V-Belt (8 mm x 13 mm x 1375 mm)
13.	99-070162-002	Pulley
14.	11-053901-000	V-Belt (10 mm x 6 mm x 875 mm)
15.	11-051852-001	Retaining Ring (17 mm)
16.	11-051010-001	Hex Hd. Cap Screw (8 mm x 20 mm)
17.	11-051032-001	Hex Hd. Cap Screw (8 mm x 55 mm)
18.	11-051704-001	Hex Nut (8 mm)
19.	47-071482-004	Tensioning Bracket
20.	11-051770-001	Lockwasher (8 mm)

* Order Bearing Assembly part number 47-073520-009 which includes index nos. 2, 3, 4, 5, and 10.

Front Pulley and V-Belt Tensioner Assembly



Front Pulley and V-Belt Tensioner Assembly

Index

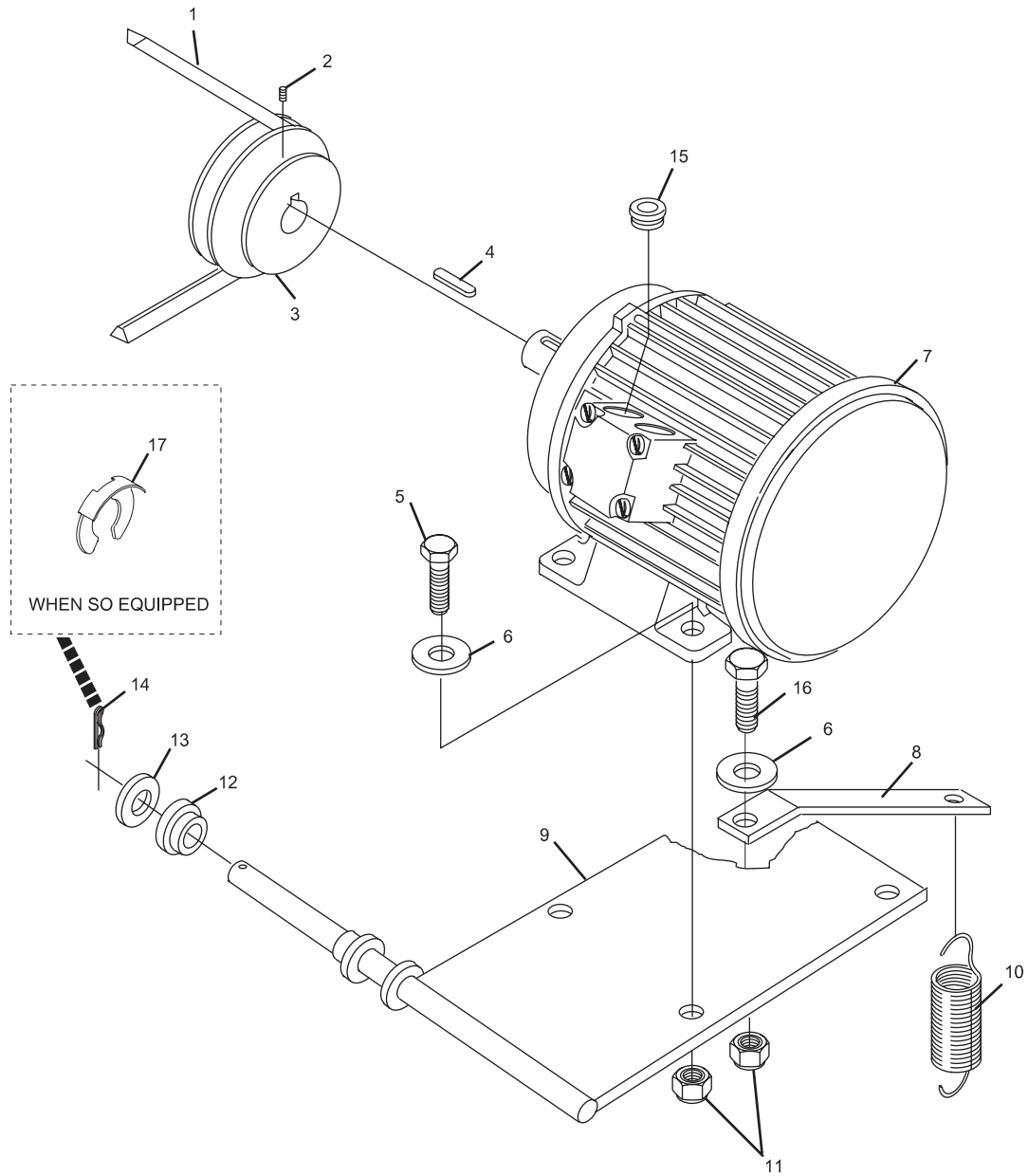
No.	Part No.	Description
1.	11-053901-000	V-Belt (10 mm x 6 mm x 875 mm)
2.	11-053101-000	Set Screw (6 mm x 8 mm)
3.	*47-073866-004	Motor Drive Pulley - Dual Sheave (50 or 60 Hz)
	*47-075743-004	Distributor Pulley - 10% reduced speed
4.	11-053501-000	Key (5 mm x 5 mm x 25 mm)
5.	11-051028-001	Hex Hd. Cap Screw (6 mm x 25 mm)
6.	11-052048-001	Flat Washer (6.4 mm)
7.	99-040113-002	N.A. Distributor Motor (1/2 H.P., 230VAC/380VAC)
	99-076363-000	R.O. Distributor Motor (1/2 H.P., 230VAC/380VAC)
	99-040295-004	N.A. Distributor Motor (1/2 H.P., 208VAC)
	99-076362-000	R.O. Distributor Motor (208VAC, 0.37kW)
8.	47-070167-004	Bracket
9.	47-075147-003	Motor Mount Bracket
10.	47-095923-004	Tension Spring
11.	11-051743-001	Locknut (6 mm)
12.	99-010102-004	Bearing
13.	11-052036-001	Flat Washer (15 mm)
14.	11-054300-001	Cotter Pin
15.	11-680925-000	N.A. Strain Relief (for all drum brake motors)
	11-055080-000	Strain Relief (for all disc brake motors)
16.	11-051022-001	Hex Hd. Cap Screw (6 mm x 30 mm)
17.	11-055400-000	Circlip

N.A. = No Longer Available

R.O. = Replacement Option

* Replaces 47-073740-004 and 47-071445-004 Single Sheave Motor Drive Pulleys.

Distributor Motor and Mount Assembly



Distributor Motor and Mount Assembly

Index

No.	Part No.	Description
1.	99-020163-004	Tension Spring
2.	11-051743-001	Locknut (6 mm)
3.	47-071362-004	Bracket
4.	47-075147-003	Motor Mount Bracket
5.	99-010102-004	Bearing
6.	11-052036-001	Flat Washer (15 mm)
7.	11-054301-001	N.A. Hitch Pin
	47-861032-001	R.O. Cotter Pin (25 mm x 62 mm) Pkg. of 10
8.	11-051703-001	Hex Nut (10 mm)
9.	11-051771-001	Lockwasher (10 mm)
10.	11-053901-000	V-Belt (10 mm x 6 mm x 875 mm)
11.	*47-073862-004	Motor Drive Pulley (50 or 60 Hz)
12.	47-073785-004	N.A. Strap Joint
13.	11-053499-000	N.A. Key (4 mm x 4 mm x 18 mm)
14.	11-053101-000	Set Screw (6 mm x 8 mm)
15.	11-051028-001	Hex Hd. Cap Screw (6 mm x 25 mm)
16.	11-052048-001	Flat Washer (6.4 mm)
17.	N.A.	Motor (1/4 H.P., replaced by index number 28)
18.	11-053500-000	Key (4 mm x 4 mm x 20 mm)
19.	46-070378-004	N.A. Tension Spring
20.	N.A.	Brake Assembly
21.	47-071820-004	N.A. Shoe
22.	47-071558-004	N.A. Spiral Brake Pulley
23.	11-052802-001	Set Screw (5 mm x 8 mm)
24.	N.A.	Shaft (8 mm x 55 mm)
25.	11-053478-001	N.A. Speed Nut (8 mm)
	47-861050-000	R.O. Speed Nut (8 mm) Pkg. of 10
26.	11-052017-001	Flat Washer (8.4 mm)
27.	11-051059-001	Hex Hd. Cap Screw (10 mm x 110 mm)
28.	99-040241-004	N.A. Sweep Motor - Siemens Motor (1/4 H.P.) w/Integral Brake (230/400VAC, 0.18 kW)
	99-076367-000	R.O. Sweep Motor (208VAC, 0.37kW)
	99-040293-004	N.A. Sweep Motor (1/4 H.P.) w/Integral Brake (208VAC)
	99-076366-000	R.O. Sweep Motor (208VAC, 0.18kW)
29.	11-053617-001	Stop Collar (10 mm)
30.	47-073786-003	N.A. Shoe Holder
31.	11-680925-000	N.A. Strain Relief (all drum and external brake motors)
	11-055080-000	Strain Relief (all disc brake motors)
32.	99-070408-004	N.A. PCB for New Brake Motor
33.	**N/A	Brake Motor Repair Kit

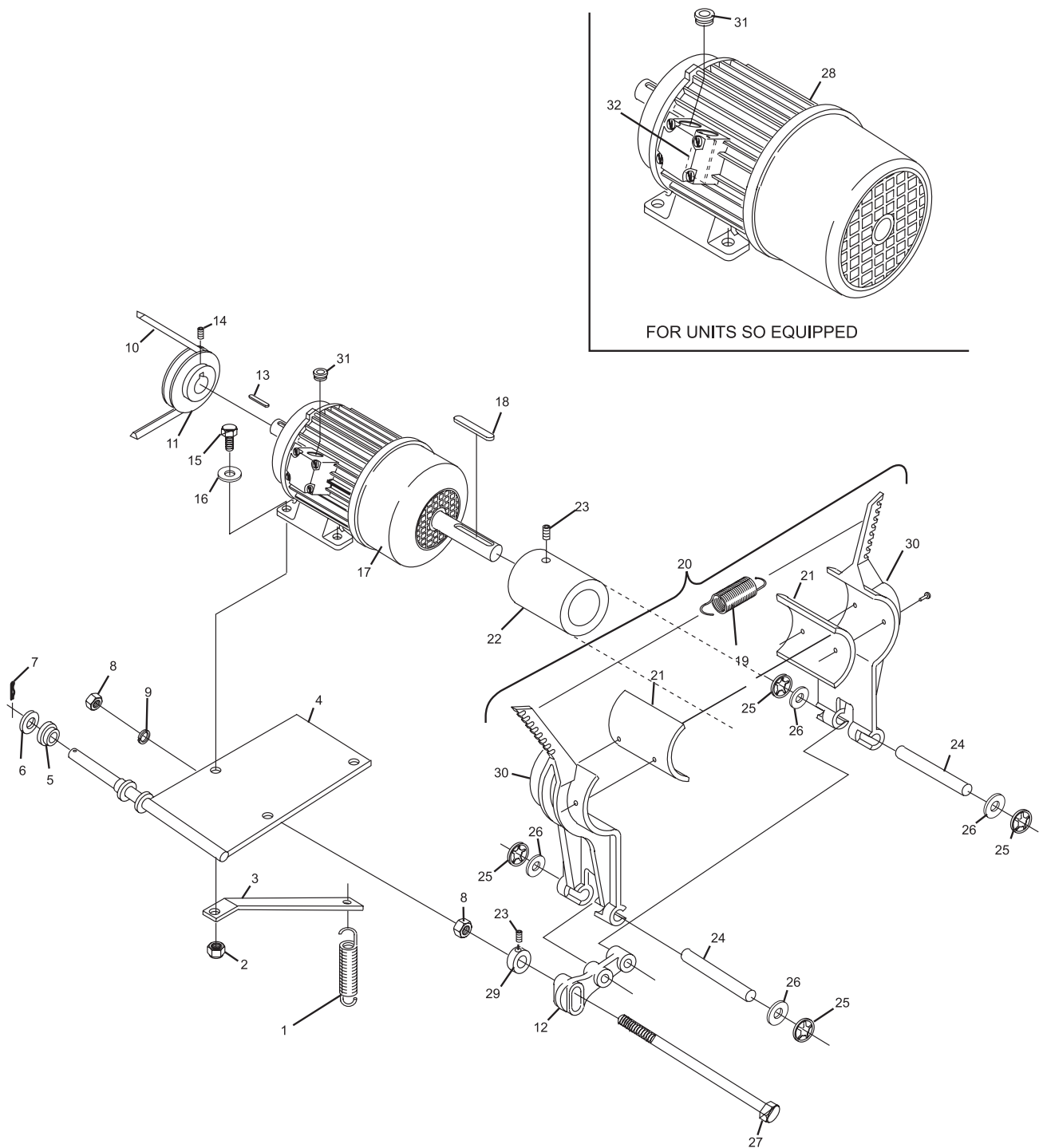
N.A. = No Longer Available

R.O. = Replacement Option

* Replaces 47-0711364-004 and 47-073739-004 Motor Drive Pulleys.

** Not Illustrated

Sweep Motor and Brake Assembly



Sweep Motor and Brake Assembly

Index

No.	Part No.	Description
1.	11-053902-000	V-Belt (Setting Table Motor)
2.	11-053100-000	Set Screw (5 mm x 8 mm)
3.	*47-073866-004	Motor Drive Pulley (dual sheave, 50 or 60 Hz)
4.	11-053501-000	Key (5 mm x 5 mm x 25 mm)
5.	11-051028-001	Hex Hd. Cap Screw (6 mm x 25 mm)
6.	11-052048-001	Flat Washer (6.4 mm)
7.	99-040116-002	N.A. Motor (1/2 H.P., 230VAC/380VAC)
	99-076365-000	R.O. Setting Table Motor (230VAC/400VAC, 0.37 kW)
	99-040294-004	N.A. Motor (1/2 H.P., 208VAC)
	99-076364-000	R.O. Setting Table Motor (208V, 0.37kW)
8.	47-070167-004	Bracket
9.	47-075147-003	Motor Mount Bracket
10.	99-020163-004	Spring
11.	11-051743-001	Locknut (6 mm)
12.	99-010102-004	Bearing
13.	11-052036-001	Flat Washer (15 mm)
14.	11-054301-001	N.A. Hitch Pin
	47-861032-001	R.O. Cotter Pin (25 mm x 62 mm) Pkg. of 10
15.	11-680925-000	N.A. Strain Relief (all drum brake motors)
	11-055080-000	N.A. Strain Relief (all disc brake motors)
16.	11-051022-001	Hex Hd. Cap Screw (6 mm x 30 mm)
17.	11-055400-000	Circlip
18.	99-070408-004	N.A. Motor PCB
19.	**99-070407-004	N.A. New Brake Kit

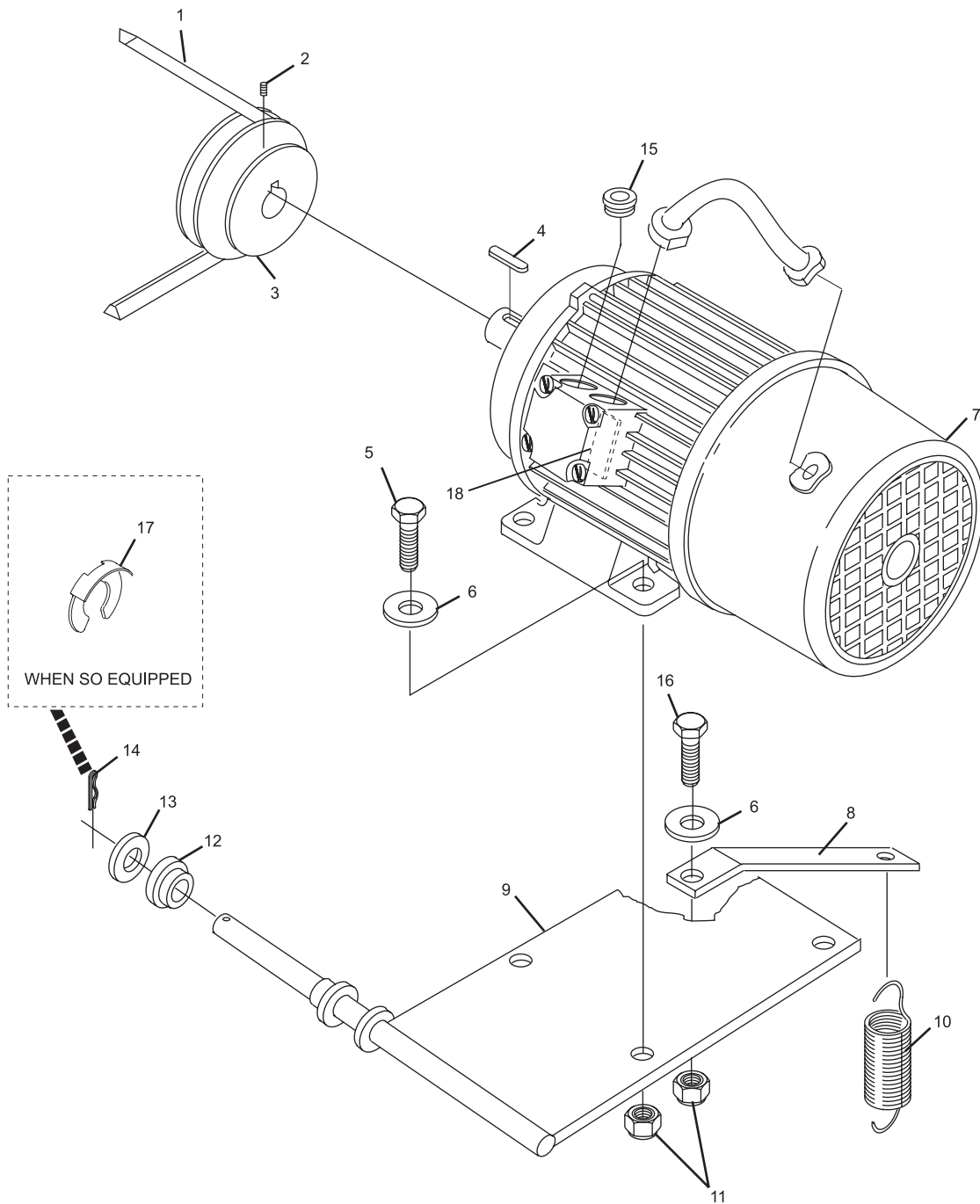
N.A. = No Longer Available

R.O. = Replacement Option

* Replaces 47-073740-004 and 47-071445-004 Single Sheave Motor Drive Pulleys.

** Not Illustrated

Setting Table Stop Motor and Mount Assembly

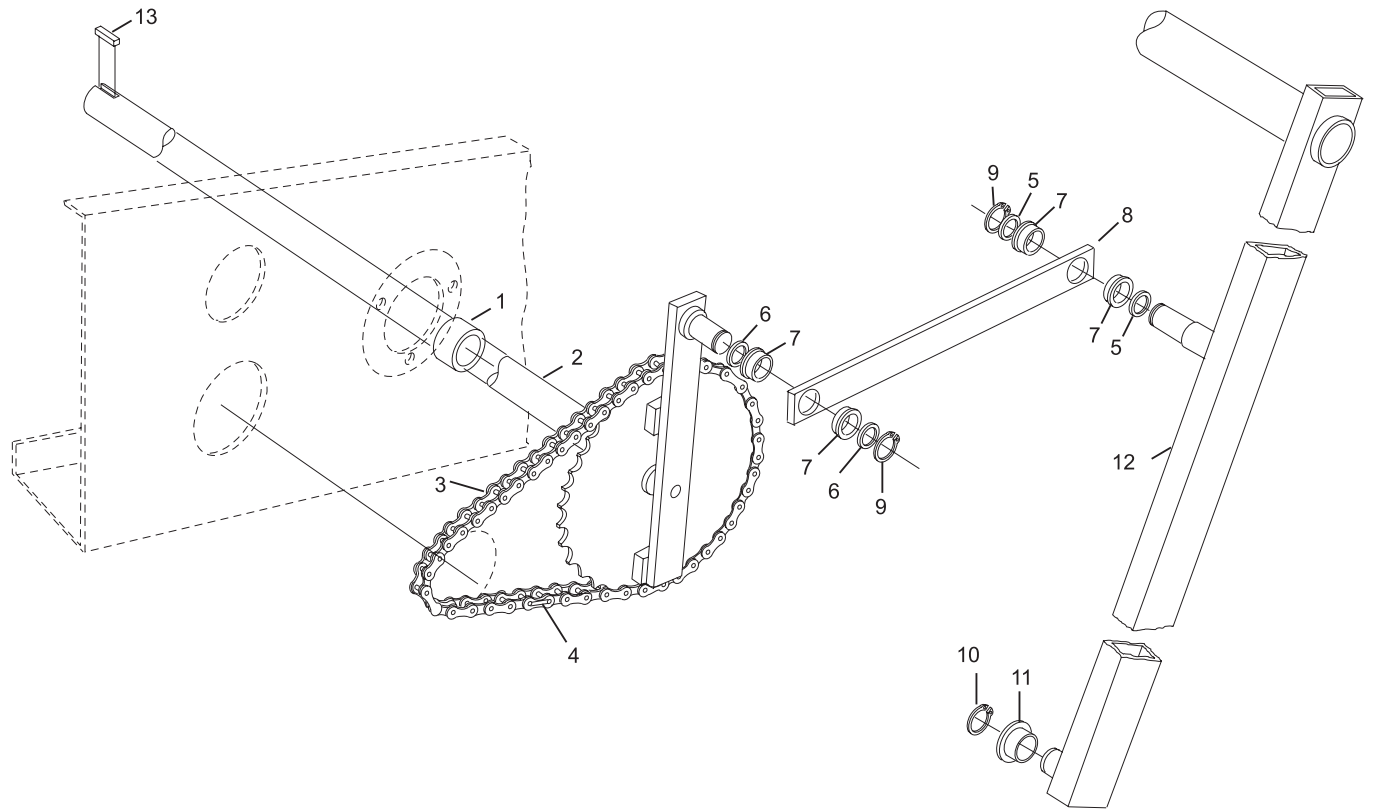


Setting Table Stop Motor and Mount Assembly

Index

No.	Part No.	Description
1.	47-070171-004	Spacer Bushing (18.5 mm)
2.	47-071219-003	Gear and Shaft
3.	11-601006-000	50 Link Chain
4.	11-600501-000	Connecting Link (3 pieces)
5.	11-052056-001	Flat Washer (20 mm)
6.	11-052038-001	Flat Washer (21 mm)
7.	99-010217-004	Bushing
8.	47-045192-004	Flat Connecting Link
9.	11-051853-001	Retaining Ring (20 mm)
10.	11-051869-000	Retaining Ring (15 mm)
11.	99-010103-004	Bushing
12.	47-041530-002	Sweep Shaft
13.	11-053495-000	Key (8 mm x 7 mm x 40 mm)

Sweep Drive Assembly



Sweep Drive Assembly

Index

No.	Part No.	Description
1.	47-072063-003	Main Drive Shaft/Gear (non tower down) - Series 442 and below
	47-075485-003	Main Drive Shaft/Gear (tower down) - Series 443 and above
2.	11-052801-001	Set Screw (6 mm x 6 mm)
3.	47-073508-004	Spacer Bushing
4.	11-053151-001	Hex Hd. Jam Nut (8 mm)
5.	47-072065-004	Shaft Plate
6.	11-051015-001	Hex Hd. Cap Screw (8 mm x 25 mm)
7.	47-072061-004	Spacer Plates
8.	47-075352-004	Pivot Bearing
9.	11-052050-001	Flat Washer (10.5 mm)
10.	11-053480-001	Speed Nut (10 mm)
11.	11-601005-000	Roller Chain (21 Link)
12.	11-600500-000	Connecting Link (standard)
13.	47-070172-004	Stop Collar
14.	11-601008-000	Roller Chain (77 Link)
15.	*47862803-000	N.A. Chain Lube (spray can)
	G34205116-000	R.O. Chain Lube (12 oz can)
16.	11-154106-001	S.O. Spacer (18 mm x 30 mm x 1 mm)
17.	47-071343-004	Clevis
18.	11-051706-001	Hex Nut (12 mm)
19.	11-051772-001	Lockwasher (12 mm)
20.	11-052047-001	Flatwasher (13 mm)
21.	47-071975-004	Threaded Rod
22.	11-053495-000	Key (8 mm x 7 mm x 40 mm)

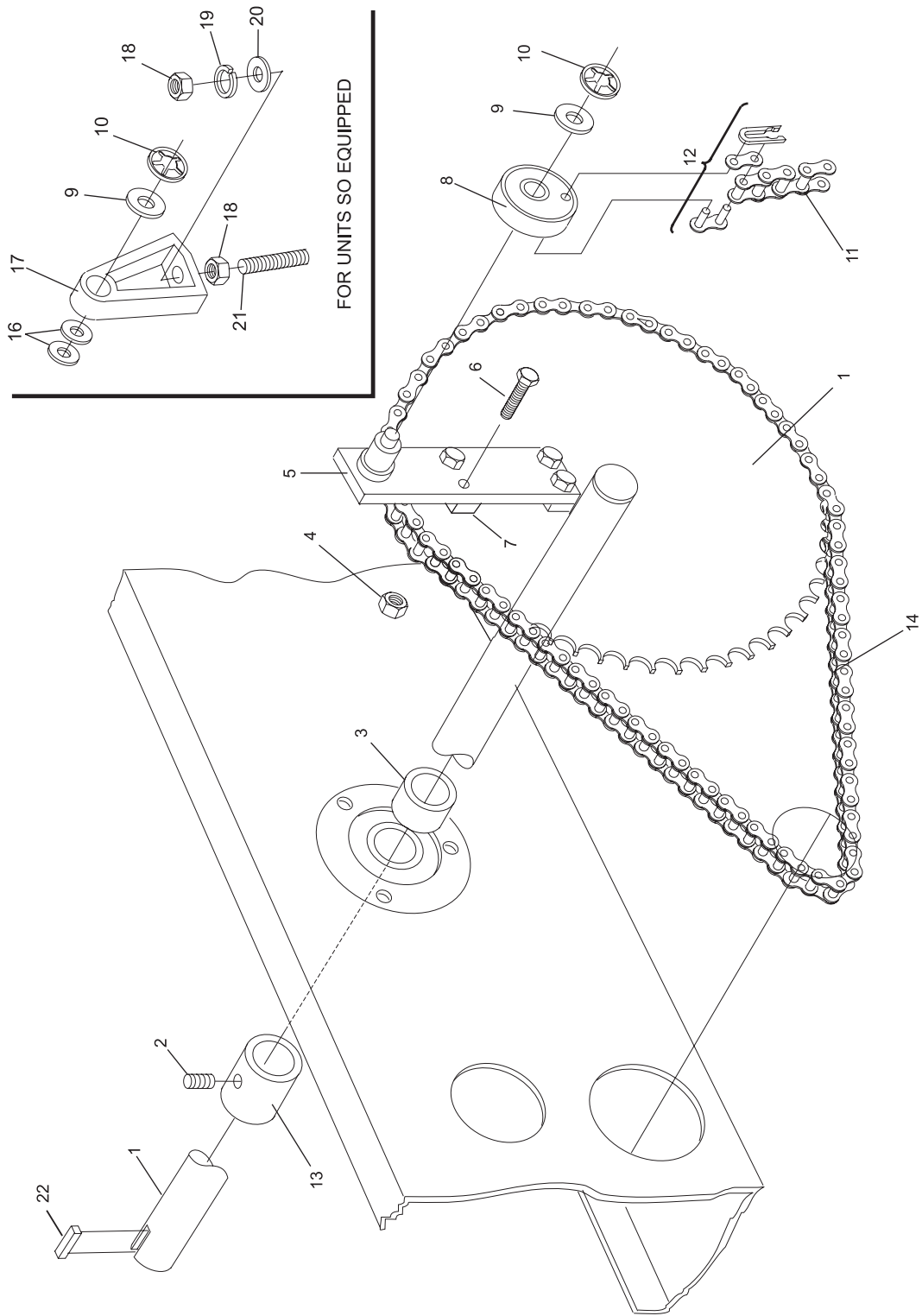
N.A. = No Longer Available

R.O. = Replacement Option

S.O. = Special Order

* Not Illustrated

Main Drive Shaft Assembly



Main Drive Shaft Assembly

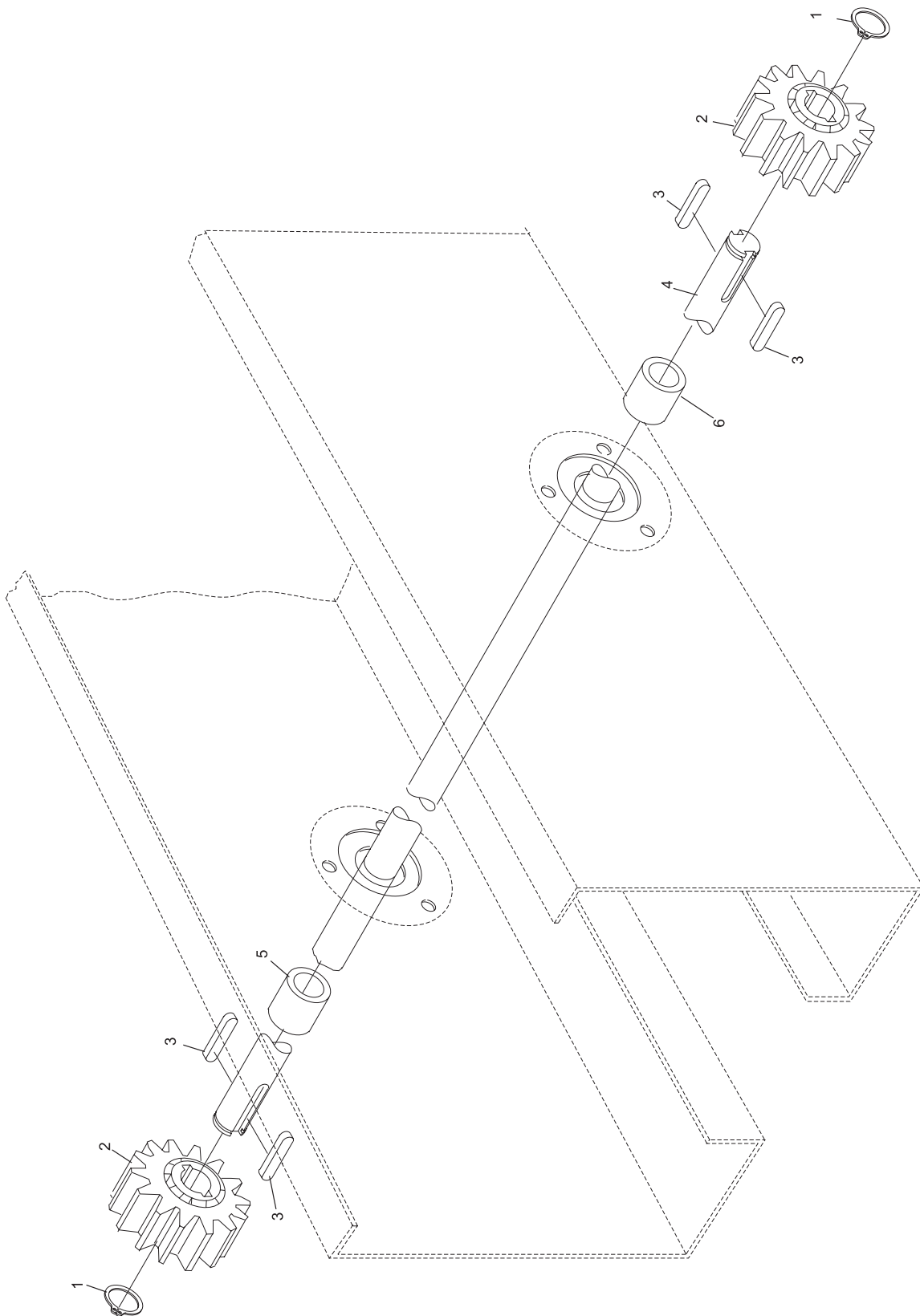
Index

No.	Part No.		Description
1.	11-051856-001		Retaining Ring (25 mm)
2.	N.A.		Pinion Gear (Plastic)
	47-071449-604	N.A.	Sintered Iron Pinion Gear
	47-071449-609	R.O.	Pkg. Metal Pinion Gear
3.	11-053495-000		Key (8 mm x 7 mm x 40 mm)
4.	47-071452-004		Shaft
5.	47-073584-004		R.H. Spacer Bushing (61.5 mm)
6.	47-071451-004		L.H. Spacer Bushing (43.5 mm)

N.A. = No Longer Available

R.O. = Replacement Option

Setting Table Pinion Shaft Assembly



Setting Table Pinion Shaft Assembly

Index

No.	Part No.	Description
1.	47-073791-004	Cable Channel (20 mm x 185 mm)
2.	47-071564-001	R.H. Gear Train Frame
3.	11-051703-001	Hex Nut (10 mm)
4.	11-051771-001	Lockwasher (10 mm)
5.	11-052902-000	Shaft Bearing
6.	***11-052901-000	Shaft Bearing
7.	11-051704-001	Hex Nut (8 mm)
8.	11-051770-001	Lockwasher (8 mm)
9.	47-073797-004	Cable Channel (30 mm x 1800 mm)
10.	47-041215-004	Connecting Rod (left-hand thread)
11.	11-051038-001	Hex Hd. Cap Screw (8 mm x 16 mm)
12.	***47-070186-003	Sweep Shaft Support
13.	11-051005-001	Hex Hd. Cap Screw (10 mm x 20 mm)
14.	11-052201-001	Sltd. Machine Screw (4 mm x 10 mm)
15.	11-052025-001	Flat Washer (4.3 mm)
16.	99-050229-004	Switch (Red Box)
17.	N.A.	Pop Rivet
18.	47-052123-004	Spring Shaft
19.	47-052120-004	Tension Spring
20.	11-053624-000	N.A. Stop Collar (20 mm)
21.	11-052803-001	Set Screw (6 mm x 10 mm)
22.	47-081958-004	Sweep Bearing Holder
23.	47-081959-003	Sweep Shaft Bearing
24.	47-041530-002	Sweep Shaft
25.	47-243026-004	Switch (silver, consolidated and nexgen electronics box)
26.	47-043588-001	N.A. Connecting Rod (R.H. thread)
27.	11-052038-001	Flat Washer (20 mm)
28.	99-010217-004	Bushing
29.	11-051853-001	Retaining Ring (20 mm)
30.	11-054201-001	L.H. Hex Nut (16 mm)
31.	47-040162-004	Turnbuckle Nut
32.	11-051707-001	R.H. Hex Nut (16 mm)
33.	11-052056-001	Flat Washer (21 mm)
34.	*N.A.	Cam Holder
35.	*N.A.	Cam
36.	47-071529-003	Crank
37.	11-051742-001	Locknut (5 mm)
38.	11-051030-001	Hex Hd. Cap Screw (5 mm x 20 mm)
39.	11-051509-001	Socket Hd. Cap Screw (6 mm x 12 mm)
40.	11-051769-001	Lockwasher (6 mm)
41.	11-052048-001	Flat Washer (6.4 mm)
42.	11-052020-001	Flat Washer (5.3 mm)
43.	11-051057-001	Hex Hd. Cap Screw (10 mm x 60 mm)
44.	11-051745-001	Locknut (10 mm)
45.	11-052024-001	N.A. Flat Washer (13 mm)
	47-861010-001	R.O. Flat Washer (13 mm) Pkg. of 20
46.	***47-075132-003	Cam Assembly

N.A. = No Longer Available

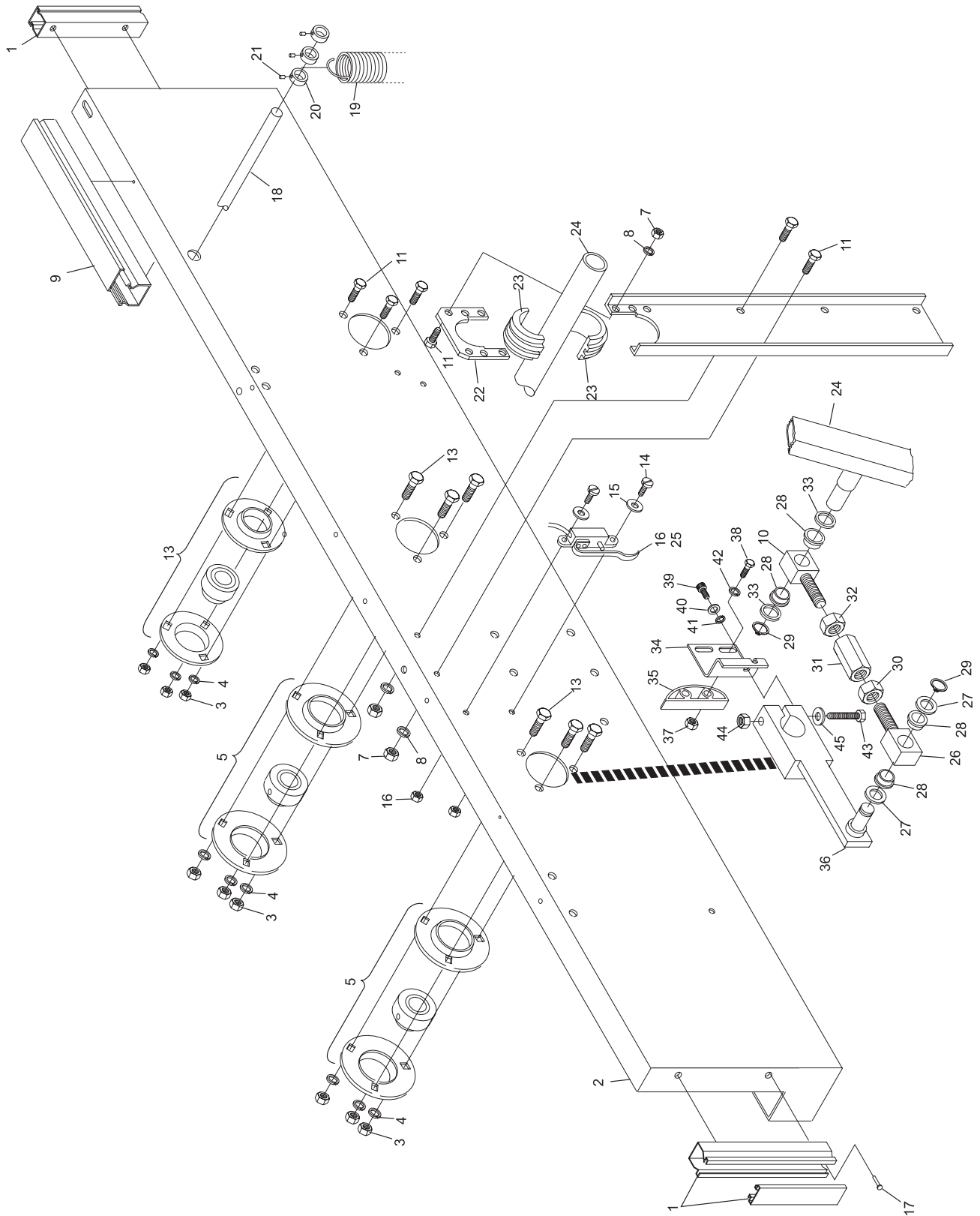
R.O. = Replacement Option

* See index number 46.

** Includes index nos. 34, 35, 37, 38, and 42.

*** Not Illustrated

Right Drive Frame Assembly



Right Drive Frame Assembly

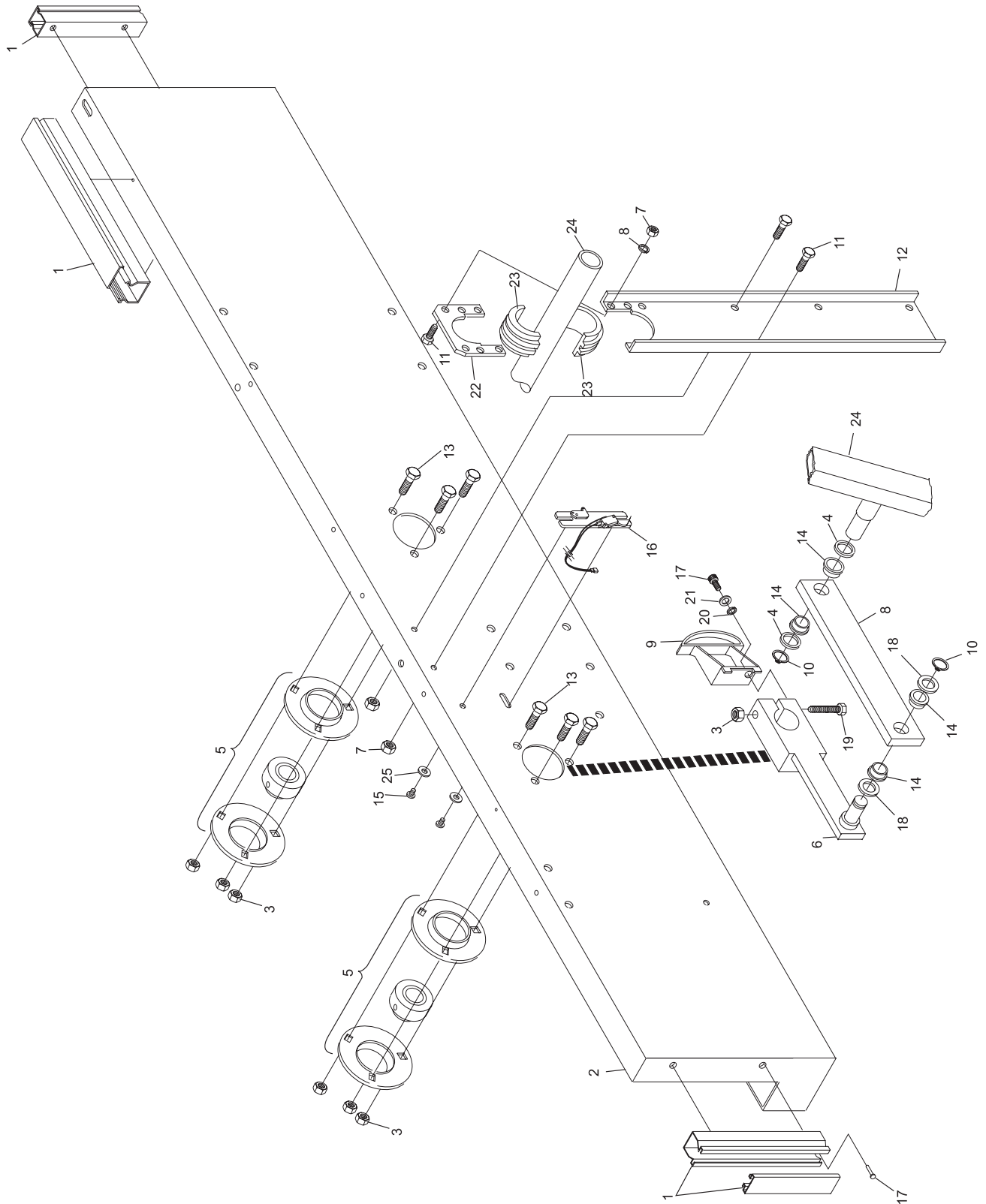
Index

No.	Part No.	Description
1.	47-084284-004	Cable Channel (1 meter cut to length)
2.	47-075453-001	N.A. R.H. Gear Train Frame
3.	11-051745-001	Locknut (10 mm)
4.	11-052056-001	Flat Washer (20 mm)
5.	11-052902-000	Shaft Bearing
6.	47-071529-003	Sweep Crank
7.	11-051744-001	Locknut (8 mm)
8.	47-045192-004	Crank
9.	47-075132-003	Cam
10.	11-051853-001	Retaining Ring (20 mm)
11.	11-051010-001	Hex Hd. Cap Screw (8 mm x 20 mm)
12.	47-070186-003	Sweep Shaft Support
13.	11-051005-001	Hex Hd. Cap Screw (10 mm x 20 mm)
14.	99-010107-004	Bushing
15.	11-055151-001	N.A. Screw
	11-055151-000	R.O. Self Tapping Screw
16.	47-243026-004	Switch (silver box, consolidated and nexgen electronics box)
17.	11-051509-001	Socket Hd. Cap Screw (6 mm x 12 mm)
18.	11-052038-001	Flat Washer (20 mm)
19.	11-051087-001	N.A. Hex Hd. Cap Screw (10 mm x 65 mm)
20.	11-052048-001	Flat Washer (6.4 mm)
21.	11-051769-001	Lockwasher (6 mm)
22.	47-081958-004	Sweep Bearing Holder
23.	47-081959-003	Sweep Shaft Bearing
24.	47-045458-002	Sweep Shaft
25.	11-052021-001	Flat Washer (4.3 mm)

N.A. = No Longer Available

R.O. = Replacement Option

**Right Drive Frame Assembly
(Machine Series 443 and Above)**



Right Drive Frame Assembly (Machine Series 443 and Above)

Index

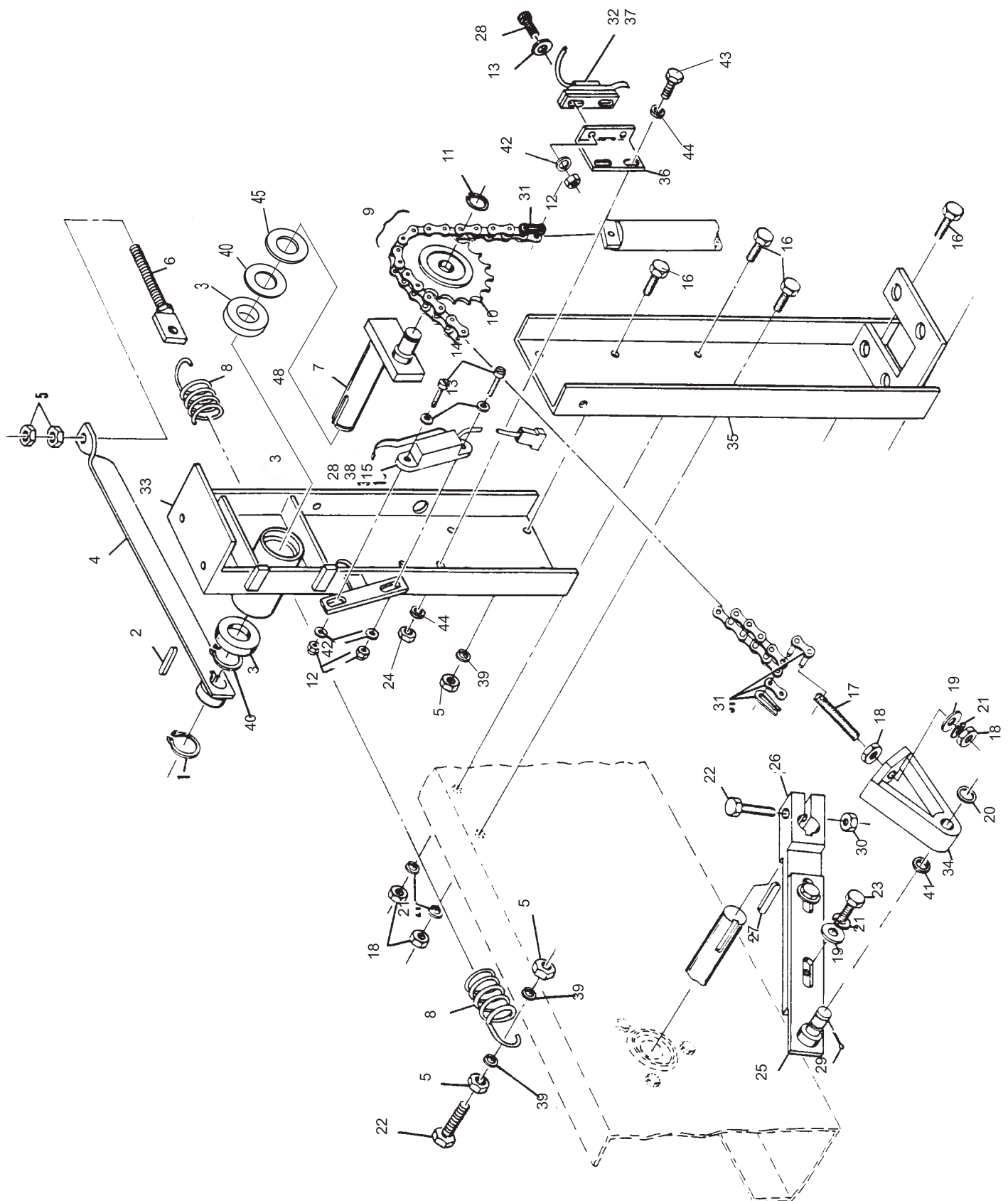
No.	Part No.	Description
1.	11-051856-001	Retaining Ring (25 mm)
2.	11-053497-000	Key (8 mm x 7 mm x 32 mm)
3.	11-430052-000	Bearing
4.	47-071589-003	Jam Lever
5.	11-051703-001	Hex Nut (10 mm)
6.	47-071593-004	N.A. Tension Screw
7.	47-071591-004	Sprocket Shaft
8.	55-050635-004	Tension Spring
9.	11-601007-000	Roller 64 (Link Chain)
10.	47-011053-004	Sprocket
11.	11-051852-001	Retaining Ring (17 mm)
12.	11-051741-001	Locknut (4 mm)
13.	11-052025-001	Flat Washer (4.3 mm)
14.	11-052207-001	N.A. Slotted Machine Screw (4 mm x 12 mm)
	47-861015-001	R.O. Slotted Machine Screw (4 mm x 12 mm) Pkg. of 20
15.	99-050229-004	Switch (Red Box only)
16.	11-051005-001	Hex Hd. Cap Screw (10 mm x 20 mm)
17.	47-071975-004	Threaded Connector
18.	11-051706-001	Hex Nut (12 mm)
19.	11-052024-001	N.A. Flat Washer (13 mm)
	47-861010-001	R.O. Flat Washer (13 mm) Pkg. of 20
20.	11-054106-001	N.A. Flat Washer (18 mm)
	47-861031-001	R.O. Flat Washer (18 mm) Pkg. of 10
21.	11-051772-001	Lockwasher (12 mm)
22.	11-051057-001	Hex Hd. Cap Screw (10 mm x 60 mm)
23.	11-051009-001	Hex Hd. Cap Screw (12 mm x 30 mm)
24.	11-051742-001	Locknut (5 mm)
25.	47-071341-003	Crank Arm
26.	47-071342-003	Crank
27.	11-053495-000	Key (8 mm x 7 mm x 40 mm)
28.	11-052206-001	Slotted Machine Screw (4 mm x 25 mm)
29.	11-051786-001	Cotter Pin (2.5 mm x 25 mm)
30.	11-051745-001	Locknut (10 mm)
31.	11-600500-000	Master Link Assembly (3 Pieces)
32.	99-050230-004	Switch (Red Box)
33.	47-072360-002	Guide Beam (Upper)
34.	47-071343-004	Clevice
35.	47-072361-003	Guide Beam (Lower)
36.	47-072362-004	Support Bracket
37.	47-243027-004	Switch (silver box, consolidated and nexgen)
38.	47-243026-004	Switch (silver box, consolidated and nexgen)
39.	11-051771-001	Lockwasher (10 mm)
40.	*11-054102-001	Shim (25 mm x 36 mm x 1 mm)
41.	11-052009-001	Flat Washer (17 mm)
42.	11-052021-001	Flat Washer (4.3 mm)
43.	11-051003-001	N.A. Hex Hd. Cap Screw (5 mm x 16 mm)
44.	11-052020-001	Flat Washer (5.3 mm x 12 mm x 0.8 mm)
45.	47-071595-004	Distance Washer

N.A. = No Longer Available

R.O. = Replacement Option

* Shim as required.

Two Piece Guide Tower Assembly



**Two Piece
Guide Tower Assembly**

Index

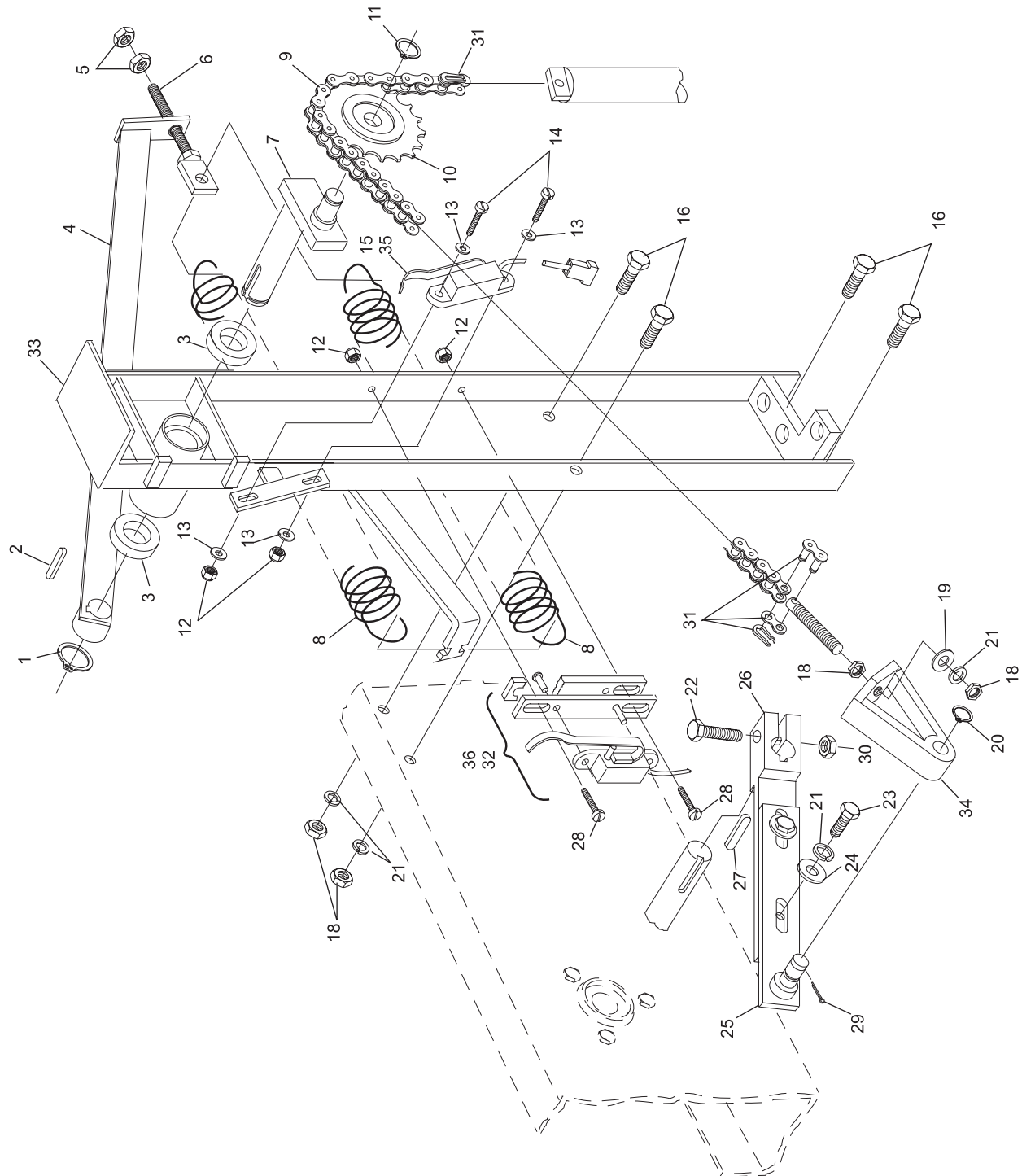
No.	Part No.	Description
1.	11-051856-001	Retaining Ring (25 mm)
2.	11-053497-000	Key (8 mm x 7 mm x 32 mm)
3.	11-430052-000	Bearing
4.	47-071589-003	Jam Lever
5.	11-051703-001	Hex Nut (10 mm)
6.	N.A.	Tension Screw
7.	47-071591-004	Sprocket Shaft
8.	55-050635-004	Spring
9.	11-601007-000	Roller Chain (64 Link)
10.	47-011053-004	Sprocket
11.	11-051852-001	Retaining Ring (17 mm)
12.	11-051741-001	Locknut (4 mm)
13.	11-052025-001	Flat Washer (4.3 mm)
14.	11-052207-001	N.A. Slotted Machine Screw (4 mm x 12 mm)
	47-861015-001	R.O. Slotted Machine Screw (4 mm x 12 mm) Pkg. of 20
15.	99-050229-004	Switch (red box only)
16.	11-051005-001	Hex Hd. Cap Screw (10 mm x 20 mm)
17.	47-071975-004	Threaded Connector
18.	11-051706-001	Hex Nut (12 mm)
19.	11-052024-001	N.A. Flat Washer (13 mm)
	47-861010-001	R.O. Flat Washer (13 mm) Pkg. of 20
20.	11-052052-001	Flat Washer (18 mm)
21.	11-051772-001	Lockwasher (12 mm)
22.	11-051057-001	Hex Hd. Cap Screw (10 mm x 60 mm)
23.	11-051009-001	Hex Hd. Cap Screw (12 mm x 30 mm)
24.	11-052053-001	N.A. Flat Washer (17 mm)
	47-861011-001	R.O. Flat Washer (17 mm) Pkg. of 10
25.	47-071341-003	Crank Arm
26.	47-071342-003	Crank
27.	11-053495-000	Key (8 mm x 7 mm x 40 mm)
28.	11-052206-001	Slotted Machine Screw (4 mm x 25 mm)
29.	11-051786-001	Split Pin (2.5 mm x 25 mm)
30.	11-051745-001	Locknut (10 mm)
31.	11-600500-000	Master Link (3 pieces)
32.	99-050230-004	Switch (red box)
33.	*N.A.	Guide Beam
34.	47-071343-004	Clevice
35.	47-243026-004	Switch (silver box, consolidated and nexgen)
36.	47-243027-004	Switch (ssilver box, consolidated and nexgen)

N.A. = No Longer Available

R.O. = Replacement Option

* Order two piece guide beam on page 28G to replace single piece guide beam.

One Piece Guide Tower Assembly



One Piece Guide Tower Assembly

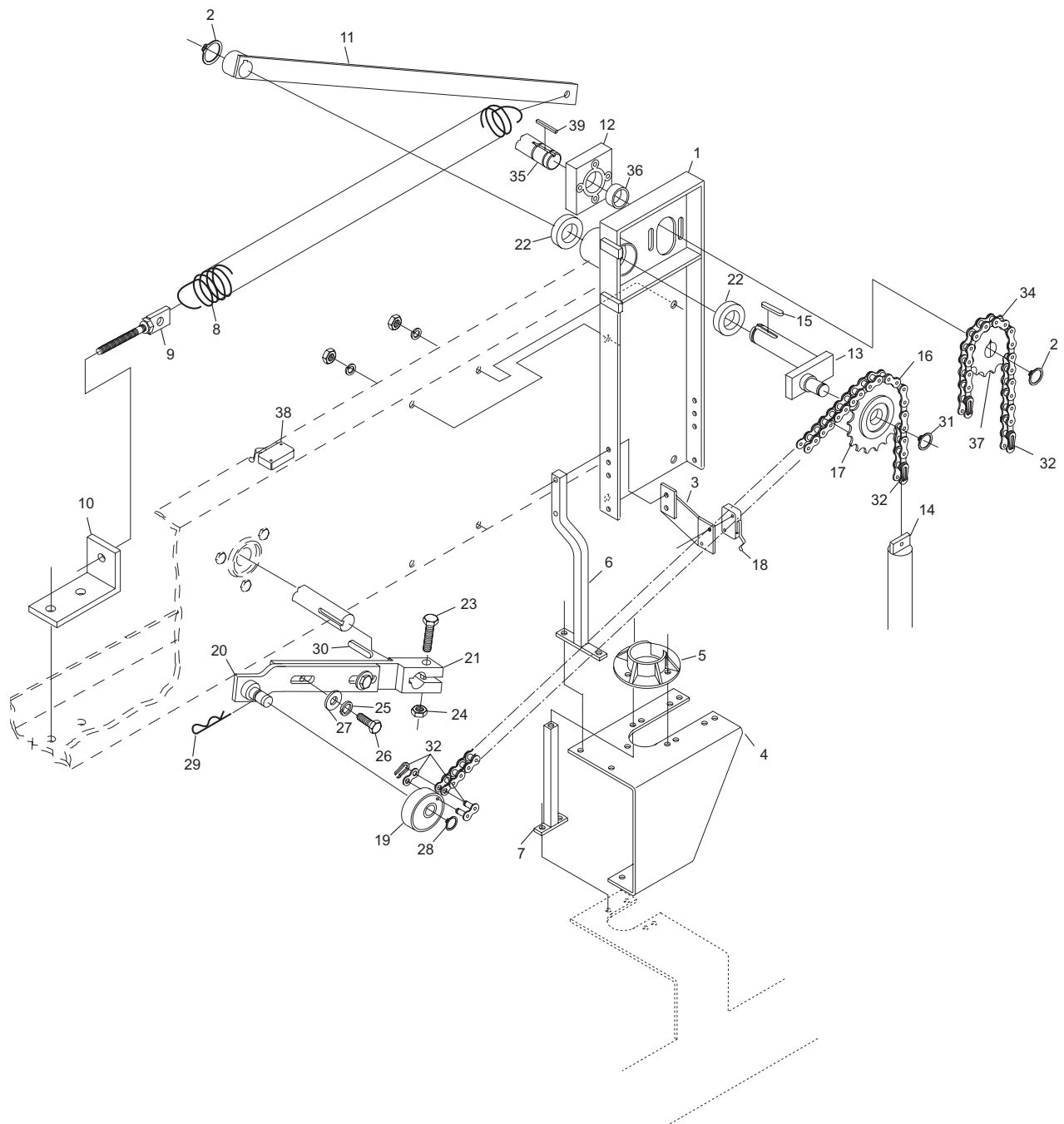
Index			
No.	Part No.	Description	
1.	47-075482-002	Guide Beam	
2.	11-051856-001	Retaining Ring (25 mm)	
3.	47-075473-003	Switch Support	
4.	47-085436-003	R.H. Guide Support Bracket	
	47-085430-003	L.H. Guide Support Bracket	
5.	47-085349-003	Tube Guide	
6.	47-085449-003	Support Rod	
7.	47-085446-003	N.A.	Support
	47-085446-004	R.O.	Support
8.	55-050635-004	Tension Spring	
9.	47-074717-004	Adjustment Screw	
10.	47-075432-004	Spring Bracket	
11.	47-075475-004	Lever	
12.	47-085348-003	Bearing Housing	
13.	47-071591-004	Sprocket Shaft	
14.	47-070386-004	Counter Weight	
15.	11-053507-000	Key (8 mm x 7 mm x 30 mm)	
16.	47-075488-004	5/8" Chain (51 links and 2 connection links)	
17.	47-011053-004	Sprocket	
18.	47-243028-004	O.O.R. Switch (consolidated and nexgen electronics box)	
19.	47-075352-004	Pivot Bearing	
20.	47-075357-003	Crank Arm	
21.	47-075356-003	Crank	
22.	11-430052-000	Bearing	
23.	11-051070-001	Hex Head Cap Screw (12 mm x 60 mm)	
24.	11-051747-001	Locknut (12 mm)	
25.	11-051772-001	Lockwasher (12 mm)	
26.	11-051062-001	Hex Head Cap Screw (12 mm x 25 mm)	
27.	11-052024-001	N.A.	Flat Washer (13 mm)
	47-861010-001	R.O.	Flat Washer (13 mm) Pkg. of 20
28.	11-054106-001	N.A.	Flat Washer (18 mm)
	47-861031-001	R.O.	Flat Washer (18 mm) Pkg. of 10
29.	11-054300-001	Cotter Pin (2 mm)	
30.	11-053493-000	Key (8 mm x 7 mm x 45 mm)	
31.	11-051852-000	N.A.	Retaining Ring (17 mm)
	11-051852-001	R.O.	Retaining Ring (17 mm)
32.	11-600500-000	Master Link (3-piece)	
33.	*47-862803-000	N.A.	Chain Lube (spray can)
	G34-205116-000	R.O.	Pinsetter Chain Lub (12 oz can)
34.	47-075486-004	Chain	
35.	47-075476-004	Shaft	
36.	11-430051-000	Bearing	
37.	47-075474-004	N.A.	Chain Gear
	47-075474-009	R.O.	Chain Gear w/Set Screws
38.	47-243028-004	TS-2 Switch	
39.	11-053507-000	Key (8 mm x 7 mm x 30 mm)	

N.A. = No Longer Available

R.O. = Replacement Option

* Not Illustrated

Guide Tower Assembly (Machine Series 443 and Above)



Guide Tower Assembly (Machine Series 443 and Above)

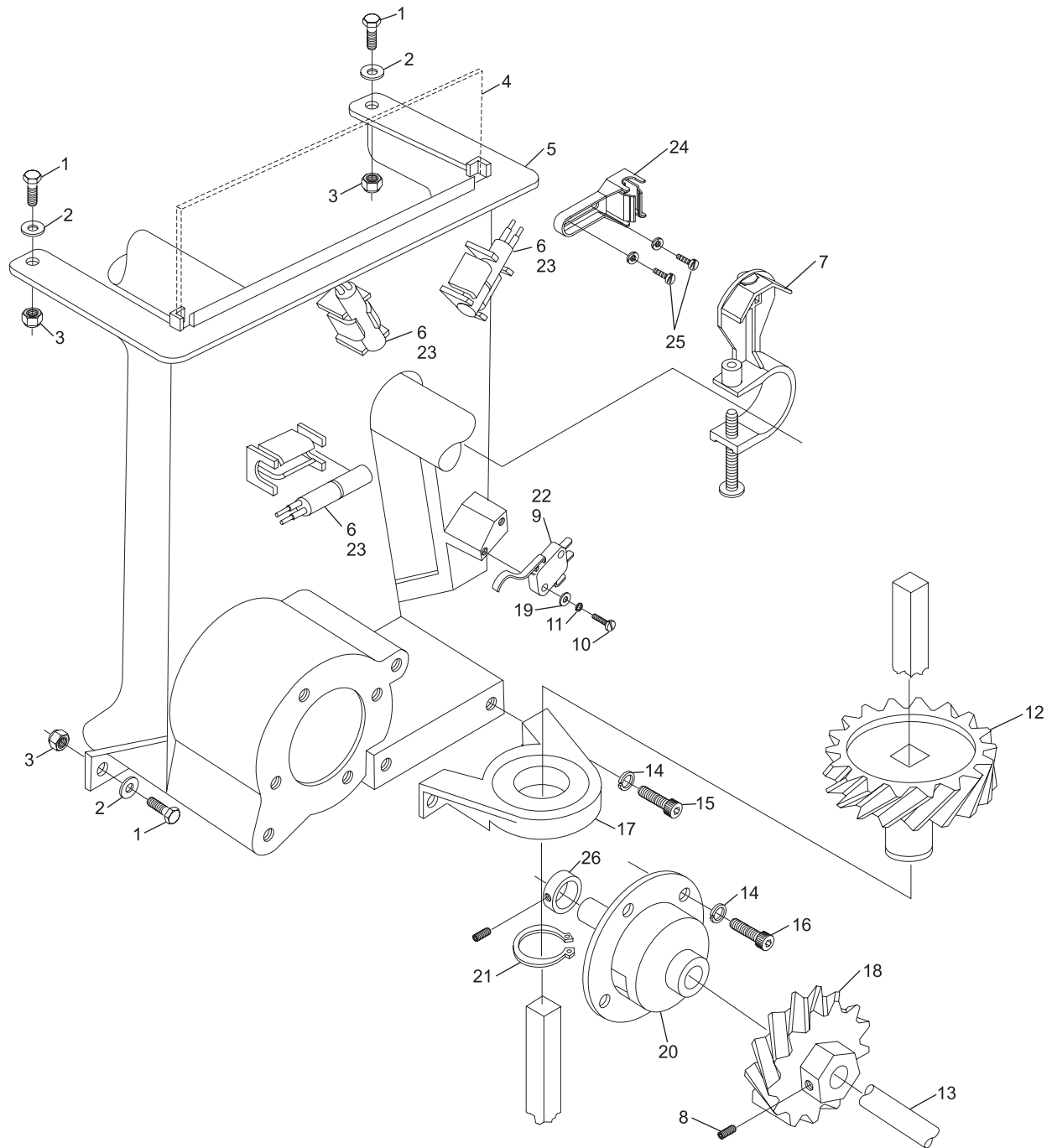
Index

No.	Part No.	Description
1.	11-051035-001	Hex Hd. Cap Screw (6 mm x 16 mm)
2.	11-052048-001	Flat Washer (6.4 mm)
3.	11-051743-001	Locknut (6 mm)
4.	47-210446-000	N.A. PCB #11 (GS-10)
5.	47-075188-001	Switch Cluster Frame (Fixed B-Switch)
	47-071876-001	Switch Cluster Frame (Adjustable B-Switch)
6.	47-072307-004	Reed Switch (red box electronics)
7.	47-071879-003	Cam
8.	11-052804-001	Set Screw (6 mm x 8 mm)
9.	47-073534-004	Cherry Switch (red box electronics)
10.	11-052204-001	Sltd. Machine Screw (2.5 mm x 16 mm)
11.	11-051766-001	Lockwasher (2.5 mm)
12.	47-071881-004	Square Shaft Drive Gear
13.	47-071883-004	Clutch Shaft
14.	11-051769-001	Lockwasher (6 mm)
15.	11-051514-001	Socket Hd. Cap Screw (6 mm x 16 mm)
16.	11-051509-001	Socket Hd. Cap Screw (6 mm x 12 mm)
17.	47-071578-004	Bearing Block
18.	47-071880-003	N.A. Gear
	47-071880-003	R.O. Spindle Gear
19.	11-052049-001	Flat Washer (2.7 mm x 6.5 mm x .5 mm)
20.	47-071878-003	Spindle Flange
21.	11-051856-001	Retaining Ring (25 mm)
22.	47-243028-004	Cherry Switch (silver, consolidated and nexgen electronics box)
23.	47-243029-004	Reed Switch (silver, consolidated and nexgen electronics box)
24.	99-050181-004	Reed Switch Holder
25.	11-052354-001	Sltd. Pan Hd. Screw (4 mm x 12 mm)
26.	11-053623-001	Stop Collar (12 mm)

N.A. = No Longer Available

R.O. = Replacement Option

Switch Cluster

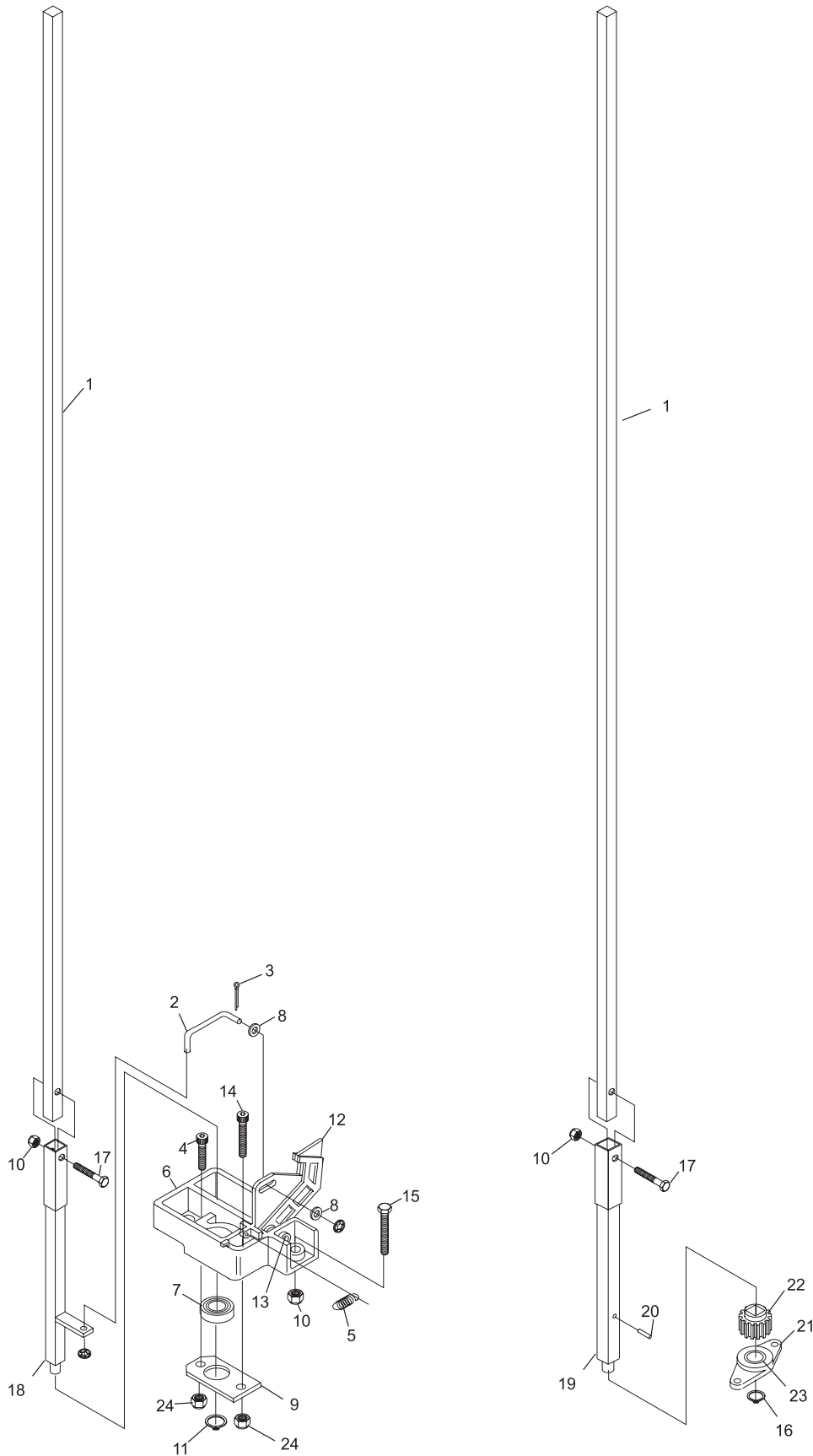


Switch Cluster

Index

No.	Part No.	Description
1.	47-072340-004	Square Shaft
2.	47-055138-004	Connecting Link (includes 2 speed nuts)
3.	11-051795-001	Cotter Pin (1.6 mm x 16 mm)
4.	11-051522-001	Socket Hd. Cap Screw (5 mm x 16 mm)
5.	47-051782-004	Tension Spring
6.	47-051621-003	Base
7.	11-430046-000	Bearing
8.	11-052025-001	Flat Washer (4.3 mm)
9.	47-051622-004	Bearing Plate
	47-055605-004	Bearing Plate (series 446 and above)
10.	11-051743-001	Locknut (6 mm)
11.	11-051854-001	Retaining Ring (8 mm)
12.	47-051674-004	Latch
13.	47-055151-004	Dowel Pin (8 mm x 24 mm)
14.	11-051514-001	Socket Hd. Cap Screw (6 mm x 16 mm)
15.	11-051024-001	Hex Hd. Cap Screw (6 mm x 70 mm)
16.	11-051855-001	Retaining Ring (10 mm)
17.	11-051028-001	Hex Hd. Cap Screw (6 mm x 25 mm)
18.	47-052337-004	L.H. Square Shaft Bracket (pin release)
19.	47-052334-004	R.H. Square Shaft Bracket (spotting tong)
20.	11-052680-001	Roll Pin (2 mm x 18 mm)
21.	11-430048-000	Bearing
22.	47-071615-004	Square Shaft Gear
23.	47-051625-004	Square Shaft Support
24.	11-051742-001	Self Locking Hex Nut (5 mm)

Square Shaft Assemblies
(Tower Up) - Series 442 and Prior

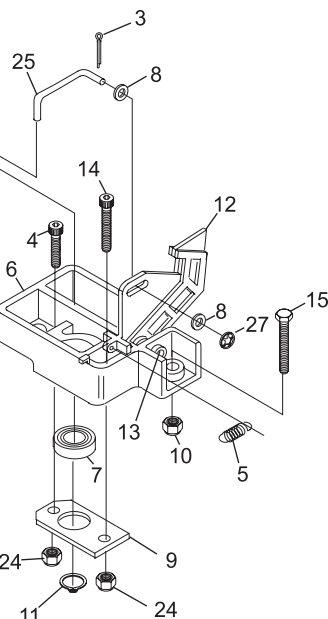
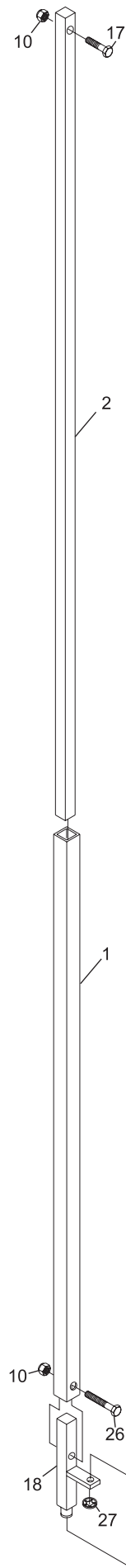


Square Shaft Assemblies (Tower Up) - Series 442 and Prior

Index

No.	Part No.	Description
1.	47-055124-004	Square Shaft (16 mm middle)
2.	47-055125-004	Square Shaft (12 mm top)
3.	11-051795-001	Cotter Pin (1.6 mm x 16 mm)
4.	11-051522-001	Socket Hd. Cap Screw (5 mm x 16 mm)
5.	47-051782-004	Tension Spring
6.	47-051621-003	Base
7.	11-430046-000	Bearing
8.	11-052025-001	Flat Washer (4.3 mm)
9.	47-051622-004	Bearing Plate
	47-055605-004	Bearing Plate (series 446 and above)
10.	11-051747-001	Self Locking Nut (5 mm)
11.	11-051854-001	Retaining Ring (8 mm)
12.	47-051674-004	Latch
13.	47-055151-004	Dowel Pin (8 mm x 24 mm)
14.	11-051514-001	Socket Hd. Cap Screw (6 mm x 16 mm)
15.	11-051024-001	Hex Hd. Cap Screw (6 mm x 70 mm)
16.	11-051855-001	Retaining Ring (10 mm)
17.	11-051030-001	Hex Hd. Cap Screw (5 mm x 20 mm)
18.	47-055127-004	L.H. Bottom Shaft Bracket - pin release
19.	47-055126-004	R.H. Bottom Shaft Bracket - spotting tong
20.	11-052680-001	Roll Pin (2 mm x 18 mm)
21.	11-430048-000	Bearing
22.	47-071615-004	Square Shaft Gear
23.	47-051625-004	Square Shaft Support
24.	11-051742-001	Self Locking Hex Nut (5 mm)
25.	47-055138-004	Connecting Link (includes 2 speed nuts)
26.	11-051004-001	N.A. Hex Hd. Cap Screw (5 mm x 25 mm)
	47-861001-001	R.O. Hex Hd. Cap Screw (5mm x 25 mm) Pkg. of 10
27.	11-053476-001	Speed Nut Pkg. of 10

Square Shaft Assemblies
(Tower Down) - Series 443 and Later



**Square Shaft Assemblies
(Tower Down) - Series 443 and Later**

Intentionally Blank Page

Section H

MAIN FRAME

Index

No.	Part No.	Description
1.	11-051005-001	Hex Hd. Cap Screw (10 mm x 20 mm)
2.	11-051055-001	Hex Head Screw (8 mm x 60 mm)
3.	47-080207-003	Angle Bracket
4.	47-080206-004	Common Mounting Plate
5.	11-052453-001	N.A. Flat Hd. Wood Screw (8 mm x 60 mm)
	11-052552-001	R.O. Phillips Screw (M8 x 60 mm)
6.	47-082375-002	L.H. Side Frame
7.	11-051771-001	Lockwasher (10 mm)
8.	47-081164-004	N.A. L.H. Support Brace
9.	11-051035-001	Hex Hd. Cap Screw (6 mm x 16 mm)
10.	11-051769-001	Lockwasher (6 mm)
11.	11-051702-001	Hex Nut (6 mm)
12.	47-082379-004	N.A. Rear Brace Supports
13.	47-082377-001	N.A. Upper Rear Cross Brace
14.	11-051038-001	Hex Hd. Cap Screw (8 mm x 16 mm)
15.	11-051770-001	Lockwasher (8 mm)
16.	11-051704-001	Hex Nut (8 mm)
17.	47-081251-004	N.A. U-Bracket
18.	47-081256-004	N.A. R.H.Support
19.	47-082376-002	R.H. Side Frame
20.	47-080201-001	N.A. Front Frame Support (all GS-Series)
21.	47-081961-003	N.A. Support Strap
	47-083659-004	R.O. New Style Support Straps (index No. 42)
22.	47-082128-003	Catwalk
23.	11-052603-001	Carriage Bolt (8 mm x 45 mm)
24.	47-081857-002	N.A. Electrical Box Mounting Plate
25.	47-084955-002	Cable Channel
26.	47-083506-003	L.H. Catwalk Support
27.	11-051745-001	Locknut (10 mm)
28.	11-051010-001	Hex Hd. Cap Screw (8 mm x 20 mm)
29.	11-051744-001	Locknut (8 mm)
30.	11-053575-000	Rubber Mount
31.	11-053576-000	Rubber Mount
32.	47-081960-003	R.H. Catwalk Support
33.	11-051509-001	Socket Hd. Cap Screw (6 mm x 12 mm)
34.	11-052048-001	Flat Washer (6.4 mm)
35.	11-051539-001	Socket Hd. Cap Screw (4 mm x 6 mm)
36.	99-050229-004	Switch Assembly Complete (red box only)
37.	11-052019-001	Flat Washer (8.4 mm)
38.	47-082378-003	N.A. Lower Rear Cross Brace
39.	47-082135-002	N.A. Pin Lamp Assembly Guard
	47-223075-004	N.A. Pin Light & Bulb Assembly
40.	47-091316-003	N.A. Pin Deflector (for Single Feed Distributors only)
41.	47-081664-004	New Style Support Brace
42.	47-083659-004	New Style Support Strap
43.	47-083667-003	Electrical Box Mounting Plate (silver box)
44.	47-223075-004	N.A. Pin Lamp Assembly Complete (silver box)
45.	47-203152-000	Bulb (White)
46.	47-203147-000	Starter
47.	N.A.	Plug
48.	*N.A.	Quick-Lock Fastener Receptacle (w/Retaining Nuts)
49.	*11-601800-000	N.A. Quick-Lock Fastener Stud
50.	11-052050-001	Flat Washer (10.5 mm)
51.	47-083662-004	N.A. Angle Bracket
52.	11-051001-001	Hex Hd. Cap Screw (6 mm x 12 mm)
53.	11-051743-001	Locknut (6 mm)
54.	11-052008-001	Flat Washer (6.4 mm x 12.5 mm x 1.6 mm)
55.	84-200073-000	Barrel Nut
56.	12-862933-000	Black Light Bulb - Pkg. of 6
57.	12-862922-000	Dual Lamp Assembly w/Bulbs

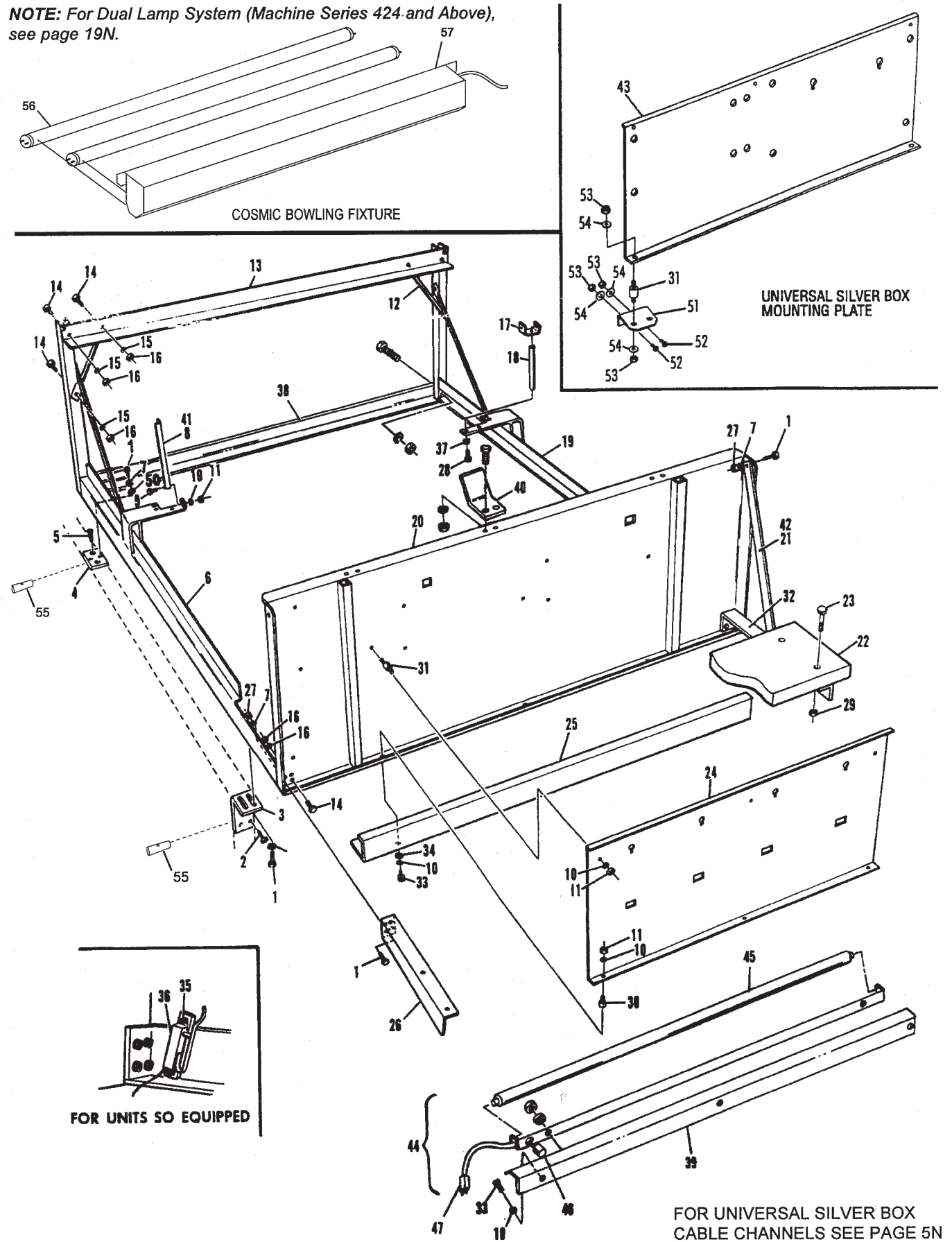
N.A.=No Longer Available

R.O. = Replacement Option

* Not Illustrated

Frame Assembly (GS-96 and Below)

NOTE: For Dual Lamp System (Machine Series 424 and Above), see page 19N.



Frame Assembly (GS-96 and Below)

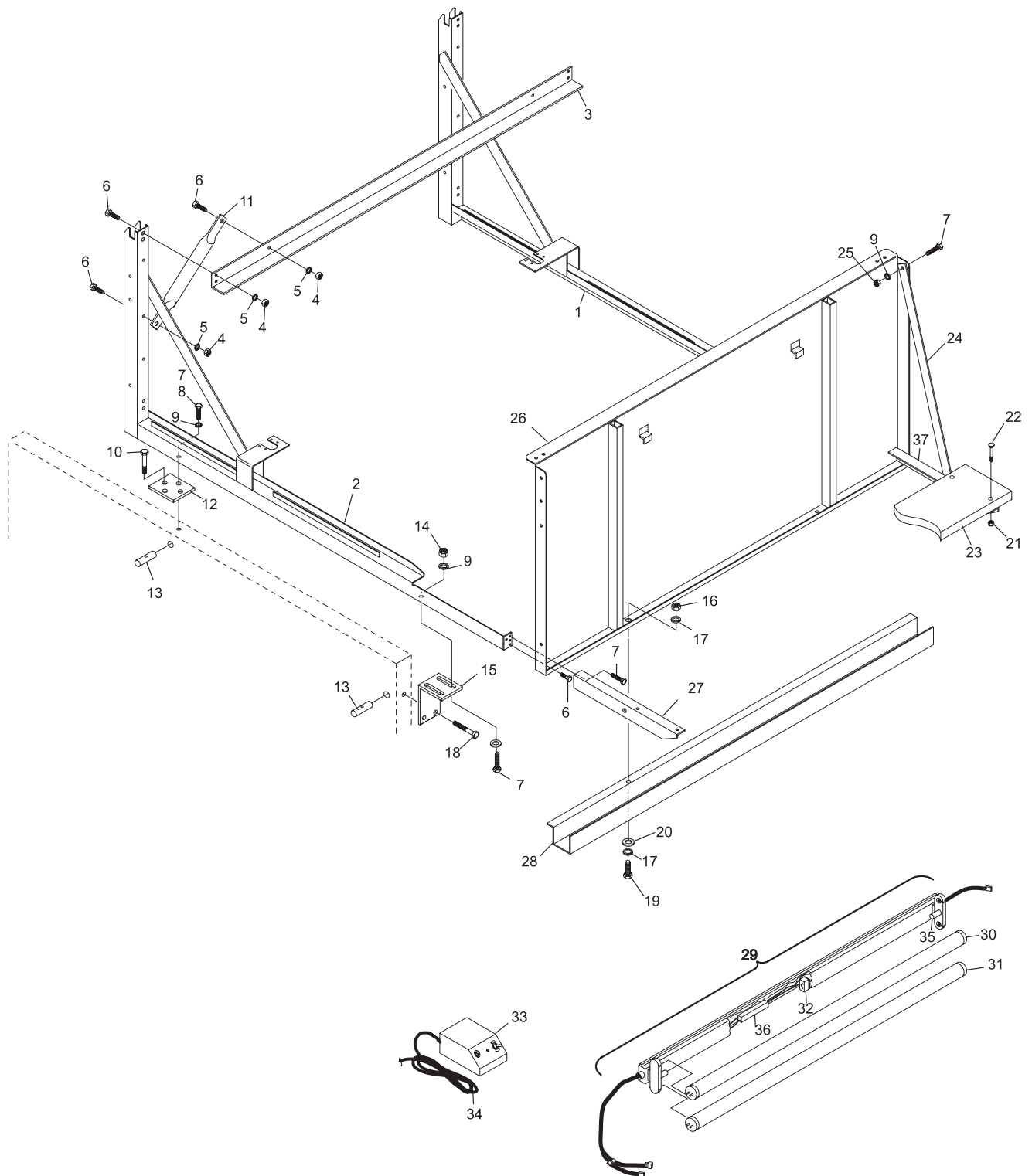
Index

No.	Part No.	Description
1.	47-085443-002	R.H.Side Frame
2.	47-085442-002	L.H. Side Frame
3.	47-082377-001	N.A. Upper Rear Cross Brace
4.	11-051704-001	Hex Nut (8 mm)
5.	11-051770-001	Lockwasher (8 mm)
6.	11-051038-001	Hex Hd. Cap Screw (8 mm x 16 mm)
7.	11-051005-001	Hex Hd. Cap Screw (10 mm x 20 mm)
8.	11-052050-001	Hex Hd. Cap Screw (10 mm x 30 mm)
9.	11-051771-001	Lockwasher (10 mm)
10.	11-052252-001	N.A. Flat Hd. Screw (8 mm x 60 mm)
	11-052552-001	R.O. Phillips Screw (M8 x 60 mm)
11.	47-082379-004	N.A. Rear Brace Supports
12.	47-080206-004	Common Mounting Plate
13.	84-200073-000	Barrel Nut
14.	11-051745-001	Locknut (10 mm)
15.	47-080207-003	Angle Bracket
16.	11-051702-001	Hex Nut (6 mm)
17.	11-051769-001	Lockwasher (6 mm)
18.	11-051055-001	Lag Screw (8 mm x 60 mm)
19.	11-051509-001	Socket Hd. Cap Screw (6 mm x 12 mm)
20.	11-052048-001	Flat Washer (6.4 mm)
21.	11-051744-001	Locknut (8 mm)
22.	11-052603-001	Carriage Bolt (8 mm x 45 mm)
23.	47-082128-003	Catwalk
24.	47-083659-004	New Style Support Strap
25.	11-051745-001	Locknut (10 mm)
26.	47-085362-002	N.A. Front Frame Support
27.	47-083506-003	L.H. Catwalk Support
28.	47-084955-002	Cable Channel
29.	47-225723-004	Dual Light Assembly - w/o Bulbs or Power Supply/Control Unit (230/380 Volt)
	47-225722-004	Dual Light Assembly - w/o Bulbs or Power Supply/Control Unit (208 Volt)
30.	47-203152-000	Bulb - White
31.	99-220385-004	Bulb - Black
32.	99-220366-004	Relay (24VAC)
33.	47-225254-003	Power Supply/Control Unit
34.	47-225263-004	Controller Cable
35.	47-203147-000	Starter (230/380 volt pinsetters only)
36.	47-225732-004	Electronic Ballast (208 Volt)
37.	47-081960-003	Catwalk Support (right-hand)

N.A. = No Longer Available

R.O. = Replacement Option

GS-X Frame Assembly (424 and Above)



GS-X Frame Assembly (424 and Above)

Index

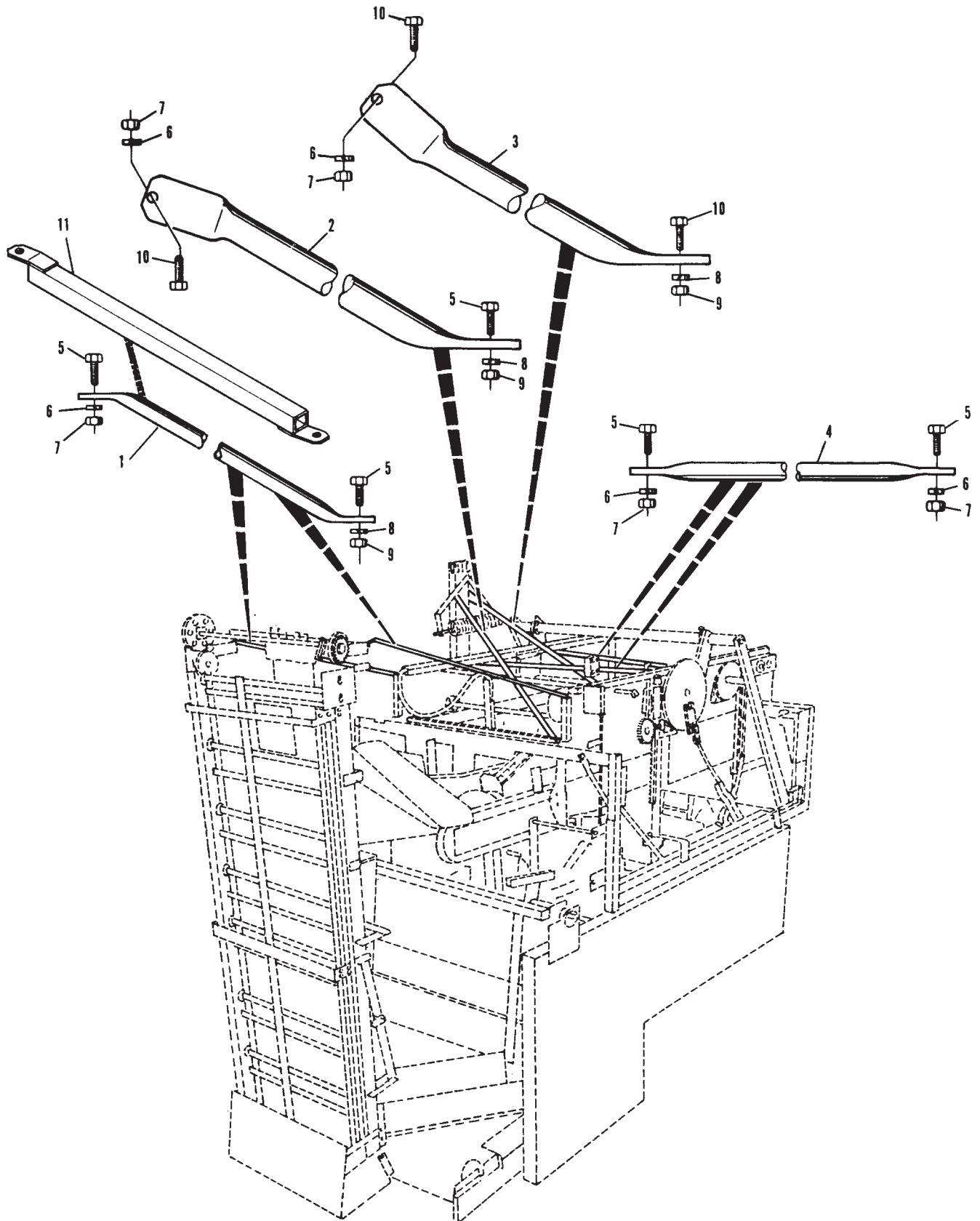
No.	Part No.		Description
1.	*N.A.		Elevator Support Brace
2.	47-081492-003		Rear Guide Tower Support Brace
3.	47-081357-003	N.A.	Front Guide Tower Support Brace
4.	47-081359-004		Cross Support Brace
5.	11-051038-001		Hex Hd. Cap Screw (8 mm x 16 mm)
6.	11-051770-001		Lockwasher (8 mm)
7.	11-051704-001		Hex Nut (8 mm)
8.	11-052003-001		Flat Washer (8.4 mm)
9.	11-051744-001		Locknut (8 mm)
10.	11-051010-001		Hex Hd. Cap Screw (8 mm x 20 mm)
11.	47-084022-003	S.O.	Cable Channel Support Brace

N.A. = No Longer Available

S.O. = Special Order

* Item is replaced with Index No. 11

Support Braces

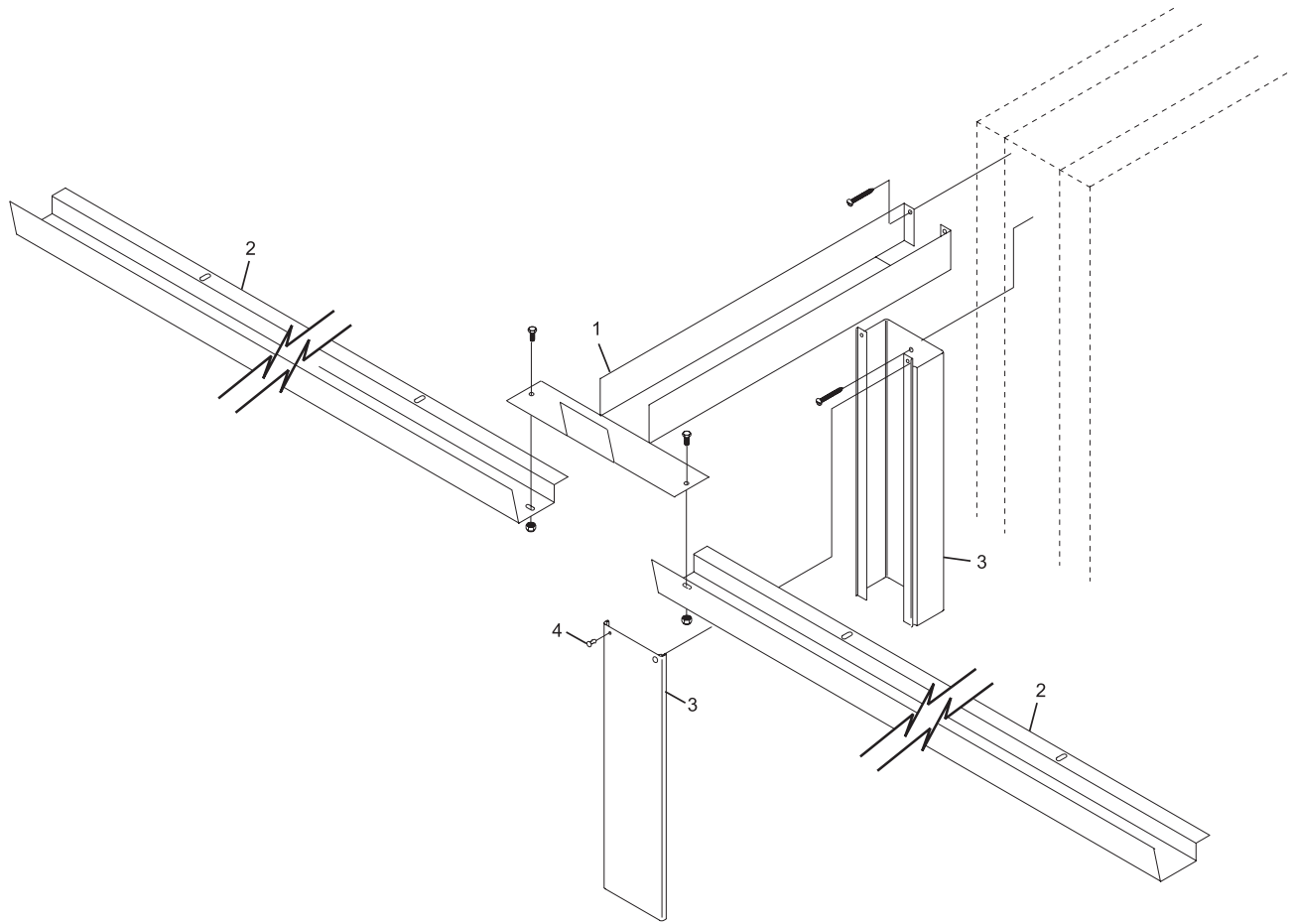


Support Braces

Index

No.	Part No.	Description
1.	47-084956-002	Middle Channel
2.	47-084955-002	Channel (for left-hand and right-hand use)
3.	47-084958-004	Channel/Cover Assembly - complete
4.	47-084959-004	Nylon Push Fastener

Cable Channel (GS-98)



Cable Channel (GS-98)

Intentionally Blank Page

Section J

DISTRIBUTOR

Index			Index		
No.	Part No.	Description	No.	Part No.	Description
1.	47-094344-003	Front Pulley Shaft	46.	47-093863-003	Round Belt Pulley
2.	47-091905-003	R.H. Turn Plate		47-275748-009	2-Piece Pulley Kit
3.	11-051038-001	Hex Hd. Cap Screw (8 mm x 16 mm)	47.	47-094353-004	PVC Spacer
4.	N.A.	Distributor Frame Complete	48.	47-094347-003	Bearing Shell
5.	47-090547-004	Spur Gear w/25 mm Collar	49.	47-094346-003	Bearing Shell w/Shoulder
	47-275746-009	Two Piece Gear Kit	50.	47-094351-003	Washer
6.	47-092300-004	Polycord Roll (12 mm dia. x 44 meters Lg.)	51.	11-430013-000	Bearing
	47-092300-005	Polycord Roll (13 mm dia. x 20 meters Lg.)	52.	11-051010-001	Hex Hd. Cap Screw (8 mm x 20 mm)
7.	11-051770-001	Lockwasher (8 mm)	53.	11-052006-001	Washer (8.4 mm)
8.	11-051744-001	Hex Nut (8 mm)	54.	47-094349-001	Front Shaft Assembly
9.	47-090989-002	Double Pulley	55.	47-091854-004	N.A. Vinyl (long pit version)
10.	11-053903-000	V-Belt (13 mm x 8 mm x 1375 mm)		47-092345-004	R.O. Vinyl (short pit version)
11.	11-054102-001	Spacer Flat Washer (25 mm)	56.	47-092476-004	Pin Turn Device (left-hand)
12.	11-051856-001	Retaining Ring (25 mm)	57.	47-092475-004	Pin Turn Device (right-hand)
13.	47-091904-003	Turn Plate (left-hand)	58.	N.A.	Slider Only (hardware not included)
14.	N.A.	Dual Feed Distributor Assembly Complete		47-095609-002	R.O. Slider Only (hardware not included)
15.	N.A.	Pulley Holder (left-hand)	59.	47-092265-003	Extension Rails (L.H./R.H., for Dual Feed Distributor, for short pit)
16.	47-092193-003	Pulley Holder (right-hand)		47-092249-002	N.A. L.H./R.H. Extension Rails for Dual Feed Distributor (long pit)
17.	47-092271-004	N.A. Pin Guide		47-093901-002	R.O. L.H./R.H. Distributor Extension Dual Feed (long pit)
18.	47-091277-002	Slider Mount	60.	47-094712-003	Bracket
19.	**N.A.	Slider Assembly		***47-274806-009	Guide Rail Extension Kit
20.	47-091284-002	Slider Assembly Complete	61.	47-092479-003	R.H. Guide Bracket
21.	47-090969-003	Pin Stop	62.	11-051018-001	Hex Head Cap Screw (6 mm x 20 mm)
22.	11-051520-001	Socket Hd. Cap Screw (6 mm x 30 mm)	63.	47-093760-002	Distributor Station (pin no. 7, steel)
23.	11-051515-001	Socket Hd. Cap Screw (6 mm x 18 mm)		47-091890-002	Distributor Stations (pin nos. 2,3,8,9, and 10, steel)
24.	11-054449-000	Hex Hd. Self-Tapping Screw (K70 x 18 mm)		47-092211-002	Distributor Stations (pin nos. 1 and 6, steel)
25.	11-052019-001	Flat Washer (8.4 mm)	64.	47-092186-003	Bracket
26.	11-051852-001	Retaining Ring (17 mm)	65.	47-092478-003	L.H. Guide Bracket
27.	11-052804-001	Set Screw (6 mm x 8 mm) (for Pulley Hub)	66.	47-095050-003	Plastic Bearing
28.	11-051546-001	Hex Hd. Cap Screw (5 mm x 40 mm)	67.	47-093910-003	R.H. Shark Rail
29.	11-052039-001	Flat Washer (5.3 mm)	68.	47-093911-003	L.H. Shark Rail
30.	11-051742-001	Locknut (5 mm)	69.	47-092238-003	S.O. R.H. Distributor Rail - long
31.	47-092415-003	Pulley w/Bearing	70.	47-092239-003	S.O. L.H. Distributor Rail - long
32.	47-092496-004	N.A. Pin Guide	71.	47-275730-009	Distributor Repair Kit
33.	11-051743-001	Locknut (6 mm)	72.	47-092454-004	Rail - short (front)
34.	11-052037-001	Flat Washer (6.4 mm)	73.	47-092242-002	S.O. L.H. Plate - upper
35.	47-092202-004	Shaft	74.	47-095146-003	S.O. L.H. Plate - lower
36.	47-092203-004	Shaft	75.	47-093883-004	Shaft
37.	47-092199-003	N.A. Bracket	76.	47-094345-003	N.A. Middle Shaft
38.	47-091512-003	N.A. Flat Spring	77.	47-095144-003	S.O. R.H. Plate - lower
39.	47-092206-004	Shaft	78.	47-092243-002	R.H. Plate - upper
40.	47-093874-004	Clamp	79.	47-092474-004	N.A. Pin Turn Pad
41.	47-093547-004	Gear	80.	47-092237-003	S.O. L.H. Front Rail
42.	47-093741-002	S.O. Dust Pan	81.	47-092234-003	S.O. R.H. Front Rail
43.	47-093771-004	Felt Pad			
44.	*11-676027-000	N.A. Contact Cement - quart			
	*11-676047-000	Contact Cement - gallon			
45.	47-093587-004	Dowel Pin (3 mm x 15 mm)			

N.A. = No Longer Available

R.O. = Replacement Option

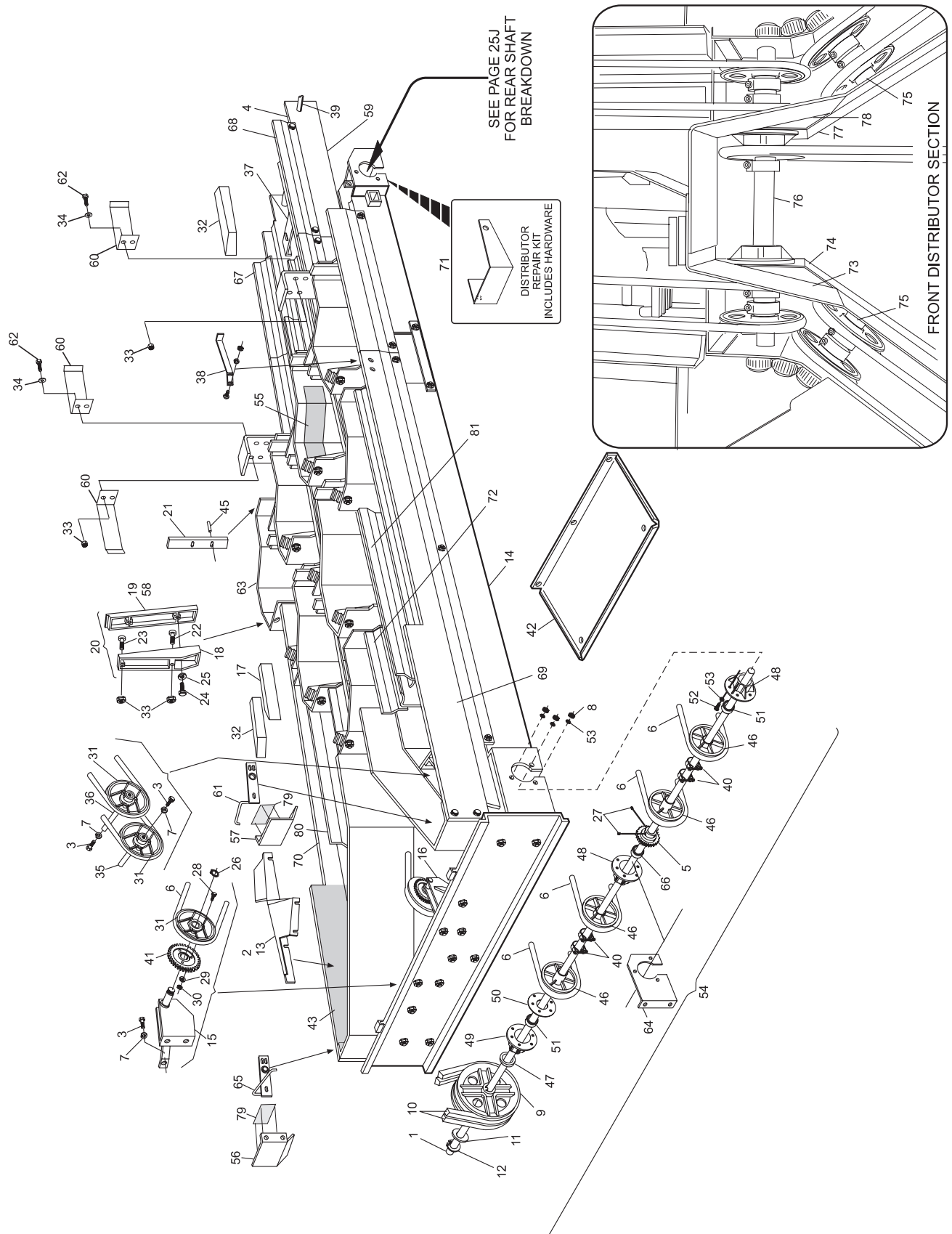
S.O. = Special Order

* Not Illustrated

** Includes index nos. 24, 25 & 58.

*** Includes index nos. 60, 33, 62, & 34.

Dual Feed Distributor



Dual Feed Distributor

Index

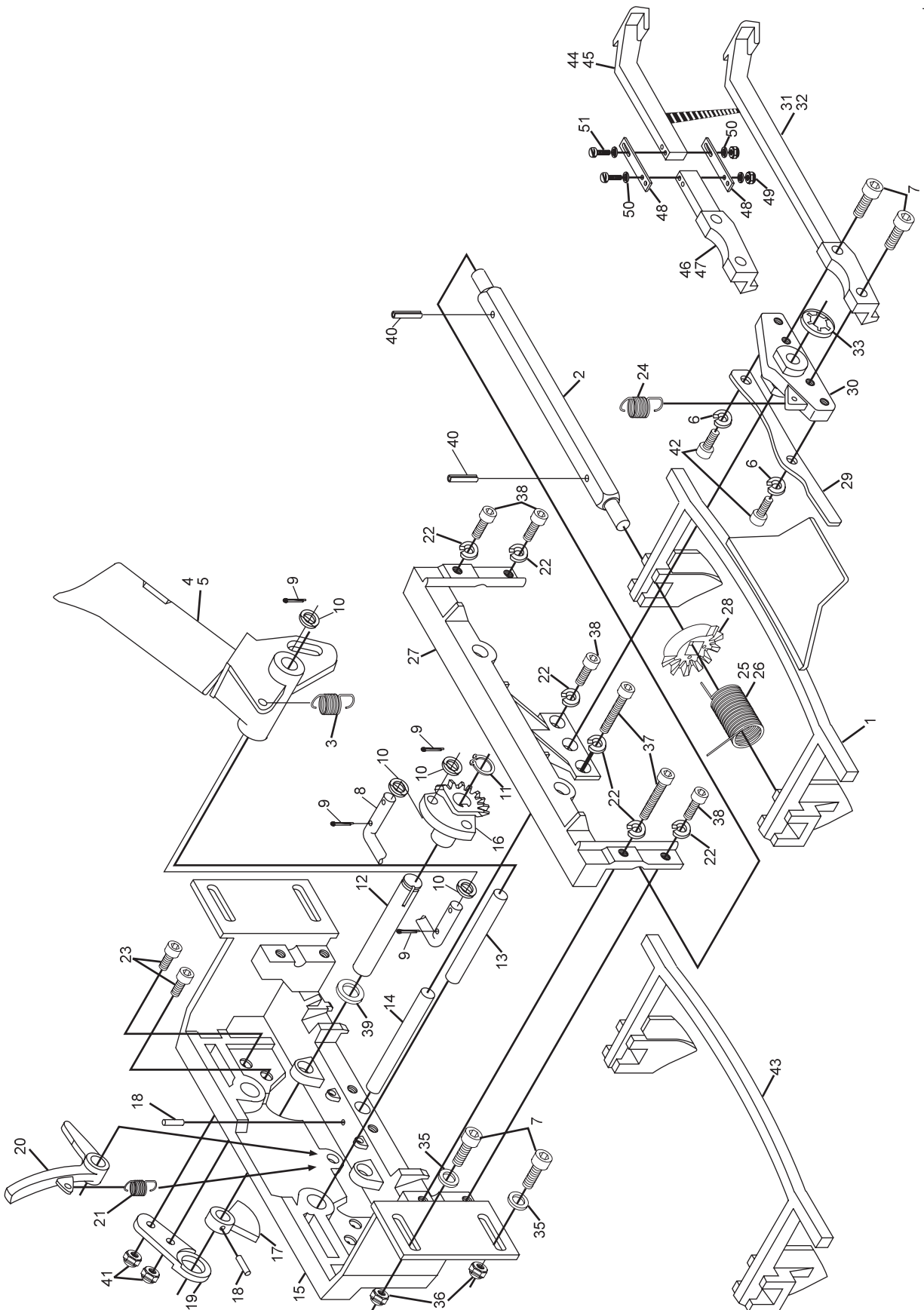
No.	Part No.	Description
1.	47-091690-002	Retaining Bow w/Flap
2.	47-091694-004	Square Spindle
3.	47-090581-004	Tension Spring
4.	47-092442-003	R.H. Ejector Flap
5.	47-092441-003	L.H. Ejector Flap
6.	11-051769-001	Lockwasher (6 mm)
7.	11-051515-001	Socket Hd. Cap Screw (6 mm x 18 mm)
8.	47-090568-004	Bow
9.	11-051791-001	Split Pin (1.6 mm x 10 mm)
10.	47-090575-004	Flat Washer (6.5 mm)
11.	11-051855-001	Retaining Ring (10 mm)
12.	47-090570-004	Shaft
13.	47-090572-004	Shaft
14.	47-090571-004	Shaft
15.	47-090565-002	N.A. Bottom Housing
16.	47-090560-004	N.A. Bevel Wheel w/Cam
17.	47-090557-004	N.A. Cam
18.	11-052681-001	Rolled Pin (3 mm x 16 mm)
19.	47-090558-004	Cam Retainer
20.	47-090556-004	Retaining Lever
21.	47-094352-004	Tension Spring
22.	11-051768-001	Lockwasher (5 mm)
23.	11-051523-001	Socket Hd. Cap Screw (5 mm x 10 mm)
24.	47-090580-004	Tension Spring
25.	47-090577-004	R.H. Torsion Spring (Pin Nos. 2,4,6,8 & 10)
26.	47-090578-004	L.H. Torsion Spring (Pin Nos. 1,3,5,7 & 9)
27.	47-090562-003	Top Housing
28.	47-090559-004	Bevel Wheel
29.	47-091693-004	Clamping Lever
30.	47-091692-004	Pivoting Lever
31.	N.A.	Release Lever Pin (Pin Nos. 1,4,5 & 6)
32.	N.A.	Release Lever Pin (Pin Nos. 2,3,7,8,9 & 10)
33.	11-053478-001	N.A. Speed Nut (8 mm)
	47-861050-000	R.O. Speed Nut (8 mm) Pkg. of 10
34.	*N.A.	Pin Station Complete (Pin Nos. 1, 5 & 6)
	*N.A.	Pin Station Complete (Pin Nos. 2, 3, 8 & 9)
	*N.A.	Pin Station Complete (Pin No. 4)
	*N.A.	Pin Station Complete (Pin No. 7)
	*N.A.	Pin Station Complete (Pin No. 10)
35.	11-052037-001	Flat Washer (6.4 mm)
36.	11-051743-001	Locknut (6 mm)
37.	11-051524-001	Socket Hd. Cap Screw (5 mm x 40 mm)
38.	11-051522-001	Socket Hd. Cap Screw (5 mm x 16 mm)
39.	11-052042-001	Flat Washer (10 mm)
40.	11-052680-001	Rolled Pin (2 mm x 18 mm)
41.	11-051742-001	Locknut (5 mm)
42.	11-051509-001	Socket Hd. Cap Screw (6 mm x 12 mm)
43.	*N.A.	Retaining Bow
44.	47-093591-004	Release Lever Pin - two piece (Pin Nos. 2,3,7,8,9 & 10)
45.	47-093592-004	Release Lever Pin - two piece (Pin Nos. 1,4,5 & 6)
46.	47-093589-004	Release Lever Pin - two piece (Pin Nos. 2,3,7,8,9 & 10)
47.	47-093590-004	Release Lever Pin - two piece (Pin Nos. 1,4,5 & 6)
48.	47-091725-004	Retaining Plate
49.	11-051741-001	Locknut (4 mm)
50.	11-052025-001	Flat Washer (4.3 mm)
51.	11-052208-001	Slted. Machine Hd. Screw (4 mm x 30 mm)

N.A. = No Longer Available

* Use Universal Pin Station - pages 8J and 9J.

** Use appropriate Universal Pin Station.

Pin Station Assembly (Machine Series 54 and Below)



**Pin Station Assembly
(Machine Series 54 and Below)**

Index

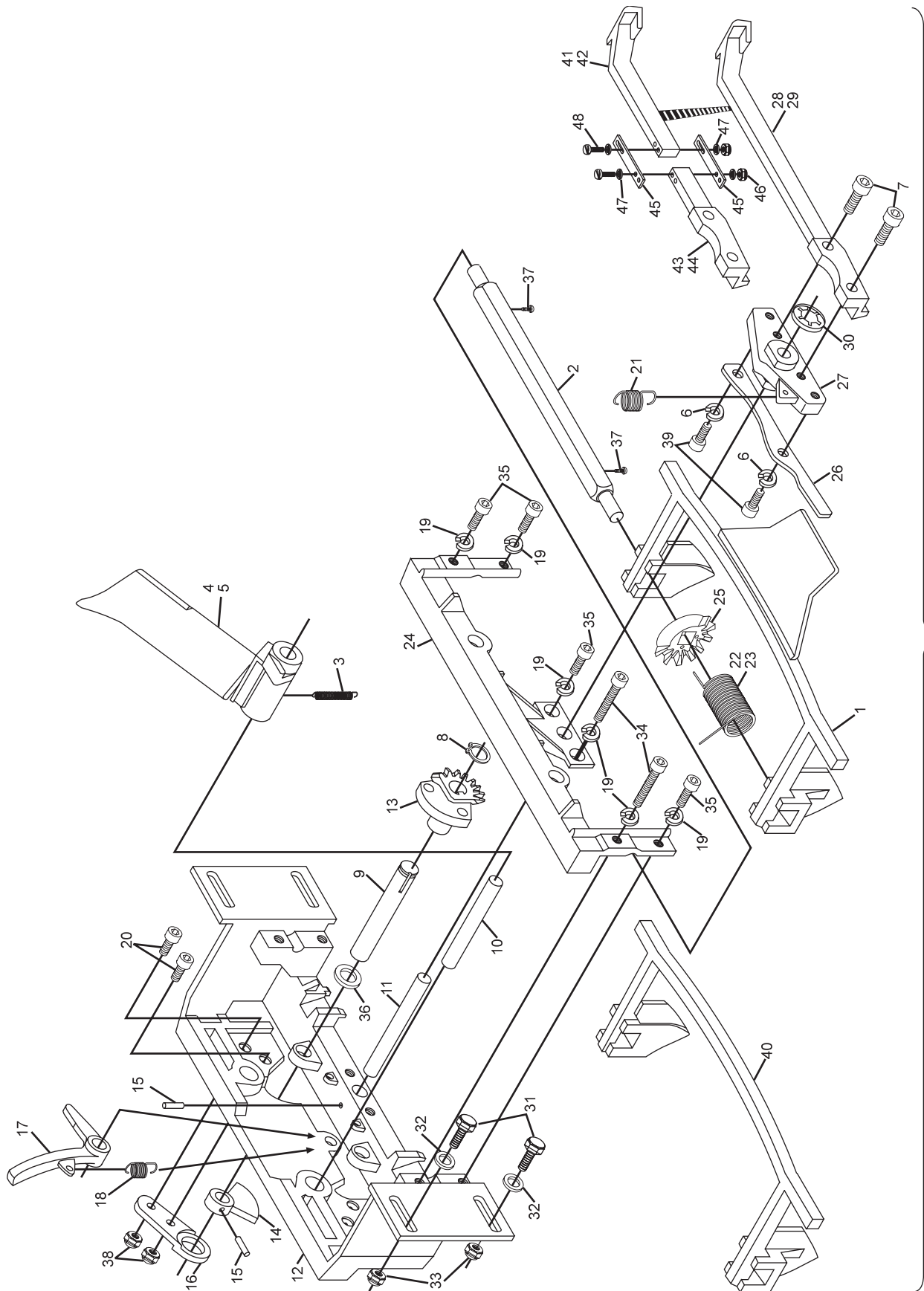
No.	Part No.	Description
1.	47-091690-002	Retaining Bow w/Flap
2.	47-091694-004	Square Spindle
3.	47-094099-004	Tension Spring
4.	47-093926-002	R.H Ejector Flap
5.	47-093927-002	L.H. Ejector Flap
6.	11-051769-001	Lockwasher (6 mm)
7.	11-051515-001	Socket Hd. Cap Screw (6 mm x 18 mm)
8.	11-051855-001	Retaining Ring (10 mm)
9.	47-090570-004	Shaft
10.	47-090572-004	Shaft
11.	47-090571-004	Shaft
12.	47-090565-002	N.A. Bottom Housing
13.	47-090560-004	N.A. Bevel Wheel w/Cam
14.	47-090557-004	N.A. Cam
15.	11-052681-001	Rolled Pin (3 mm x 16 mm)
16.	47-090558-004	Cam Retainer
17.	47-090556-004	Retaining Lever
18.	47-094352-004	Tension Spring
19.	11-051768-001	Lockwasher (5 mm)
20.	11-051523-001	Socket Hd. Cap Screw (5 mm x 10 mm)
21.	47-090580-004	Tension Spring
22.	47-090577-004	R.H. Torsion Spring (Pin Nos. 2,4,6,8 & 10)
23.	47-090578-004	L.H. Torsion Spring (Pin Nos. 1,3,5,7 & 9)
24.	47-090562-003	Top Housing
25.	47-090559-004	Bevel Wheel
26.	47-091693-004	Clamping Lever
27.	47-091692-004	Pivoting Lever
28.	N.A.	Release Lever Pin (Pin Nos. 1,4,5 & 6)
29.	N.A.	Release Lever Pin (Pin Nos. 2,3,7,8,9 & 10)
30.	11-053478-001	N.A. Speed Nut (8 mm)
	47-861050-000	R.O. Speed Nut (8 mm) Pkg. of 10
31.	11-051514-001	Socket Hd. Cap Screw (6 mm x 16 mm)
32.	11-052048-001	Flat Washer (6.4 mm)
33.	11-051743-001	Locknut (6 mm)
34.	11-051524-001	Socket Hd. Cap Screw (5 mm x 40 mm)
35.	11-051522-001	Socket Hd. Cap Screw (5 mm x 16 mm)
36.	11-052042-001	Flat Washer (10 mm)
37.	11-050401-001	Self-Tapping Screw (4 mm x 8 mm)
38.	11-051742-001	Locknut (5 mm)
39.	11-051509-001	Socket Hd. Cap Screw (6 mm x 12 mm)
40.	**N.A.	Retaining Bow without Flap
41.	47-093591-004	Release Lever Pin - two piece (Pin Nos. 2,3,7,8,9 & 10)
42.	47-093592-004	Release Lever Pin - two piece (Pin Nos. 1,4,5 & 6)
43.	**N.A.	Release Lever Pin - two piece (Pin Nos. 2,3,7,8,9 & 10)
44.	47-093590-004	Release Lever Pin - two piece (Pin Nos. 1,4,5 & 6)
45.	47-091725-004	Retaining Plate
46.	11-051741-001	Locknut (4 mm)
47.	11-052025-001	Flat Washer (4.3 mm)
48.	11-052208-001	Slted. Machine Hd. Screw (4 mm x 30 mm)
49.	*N.A.	Pin Station Assembly (Pin number 4)
50.	*N.A.	Pin Station Assembly (Pin Nos. 1, 5 & 6)
51.	*N.A.	Pin Station Assembly (Pin Nos. 2, 3, 8 & 9)
52.	*N.A.	Pin Station Assembly (Pin Number 7)
53.	*N.A.	Pin Station Assembly (Pin Number 10)

N.A. = No Longer Available

* Use Universal Pin Station - pages 8J and 9J.

** Use appropriate Universal Pin Station.

Pin Station Assembly (Machine Series 55 to 333)



49-53

**Pin Station Assembly
(Machine Series 55 to 333)**

Index

No.	Part No.	Description
1.	47-094787-001	Ejector Actuating Lever
2.	47-094789-003	Retaining Pin
3.	47-094792-009	Universal Pin Station Assembly Complete (Pin Nos. 2,3,4,8, and 9)
4.	47-094794-009	Universal Pin Station Assembly Complete (Pin Nos. 7 and 10)
5.	47-094793-009	Universal Pin Station Assembly Complete (Pin Nos. 1,5, and 6)
6.	11-051743-001	Locknut (6 mm)
7.	47-094780-001	Retaining Bow w/o Flap (Pin Nos. 7 and 10)
8.	47-094779-001	Retaining Bow w/ Flap
9.	*47-090578-004	L.H. Torsion Spring
10.	**47-090577-004	R.H. Torsion Spring
11.	47-095154-009	Release Lever w/Release Button (includes item 22)
12.	*47-094785-002	L.H. Cam Assembly
13.	**47-094786-002	R.H. Cam Assembly
14.	47-094791-004	Ejector Tension Spring
15.	*47-094783-002	L.H. Ejector Flap
16.	**47-094784-002	R.H. Ejector Flap
17.	11-055301-001	Button Head Socket Screw w/Flange (6 mm x 16 mm)
18.	11-052037-001	Flat Washer (6.4 mm)
19.	47-094790-003	N.A. Square Spindle
	47-094790-009	R.O. Square Shaft w/Bushing
20.	47-094788-003	Bevel Gear Shaft
21.	47-094778-001	Pin Station Housing - includes index numbers 26, 27 & 28
22.	47-094782-003	Release Button
23.	47-862931-000	Retaining Bow Extender Kit (1 per lane pair)
24.	47-095742-004	Bushing
25.	11-676308-000	Nygel Plastic Lube
26.	47-861044-000	Retaining Rings (Qty. 20)
27.	47-861043-000	Plastic Bushing (Qty. 10)
28.	47-861045-000	Steel Shaft (Qty. 10)

N.A. = No Longer Available

R.O. Replacement Option

* Pin Stations 1,5 and 6

** Pin Stations 2,3 and 4 (reversed release lever), 8 and 9.

Universal Pin Station Assembly

Index

No.	Part No.	Description
1.	11-051858-001	Retaining Ring (A15)
2.	11-054103-001	N.A. Spacer Washer (16 mm)
	47-861029-001	R.O. Washer (16 mm) - Pkg. of 10
3.	47-090555-003	Spur Gear (Positions 1 and 2)
4.	47-093629-003	Spur Gear (Position 3)
5.	47-090553-004	Intermediate Shaft
6.	11-051035-001	Hex Hd. Cap Screw (6 mm x 16 mm)
7.	11-051769-001	Lockwasher (6 mm)
8.	11-430053-000	Bearing
9.	46-090494-004	Bearing Ring
10.	11-052050-001	Flat Washer (10.5 mm)
11.	11-051037-001	Hex Hd. Cap Screw (10 mm x 16 mm)
12.	47-093863-003	Round Belt Pulley
	47-275748-009	2-Piece Pulley Kit
	N.A.	Pulley (pinned)
13.	N.A.	Middle Shaft (See index number 28)
14.	47-092203-004	Pinned Pulley Shaft
	47-093883-004	Clamped Pulley Shaft
15.	*11-052802-001	Set Screw (8 mm x 5 mm)
16.	47-092300-004	Polycord (12 mm x 44 Meters long)
	47-092300-005	Polycord Roll (13 mm x 20 meters long)
17.	11-051038-001	Hex Hd. Cap Screw (8 mm x 16 mm)
18.	11-051770-001	Lockwasher (8 mm)
19.	11-051704-001	Hex Nut (8 mm)
20.	*47-093874-004	Clamp
21.	**N.A.	Spacer Washer
22.	**N.A.	Middle Shaft
23.	**N.A.	Bearing Shell
24.	11-430013-000	Bearing
25.	11-051010-001	Hex Hd. Cap Screw (8 mm x 20 mm)
26.	11-052003-001	Flat Washer (8.4 mm)
27.	11-051744-001	Locknut (8 mm)
28.	***47-094350-001	Middle Shaft Assembly

N.A. = No Longer Available

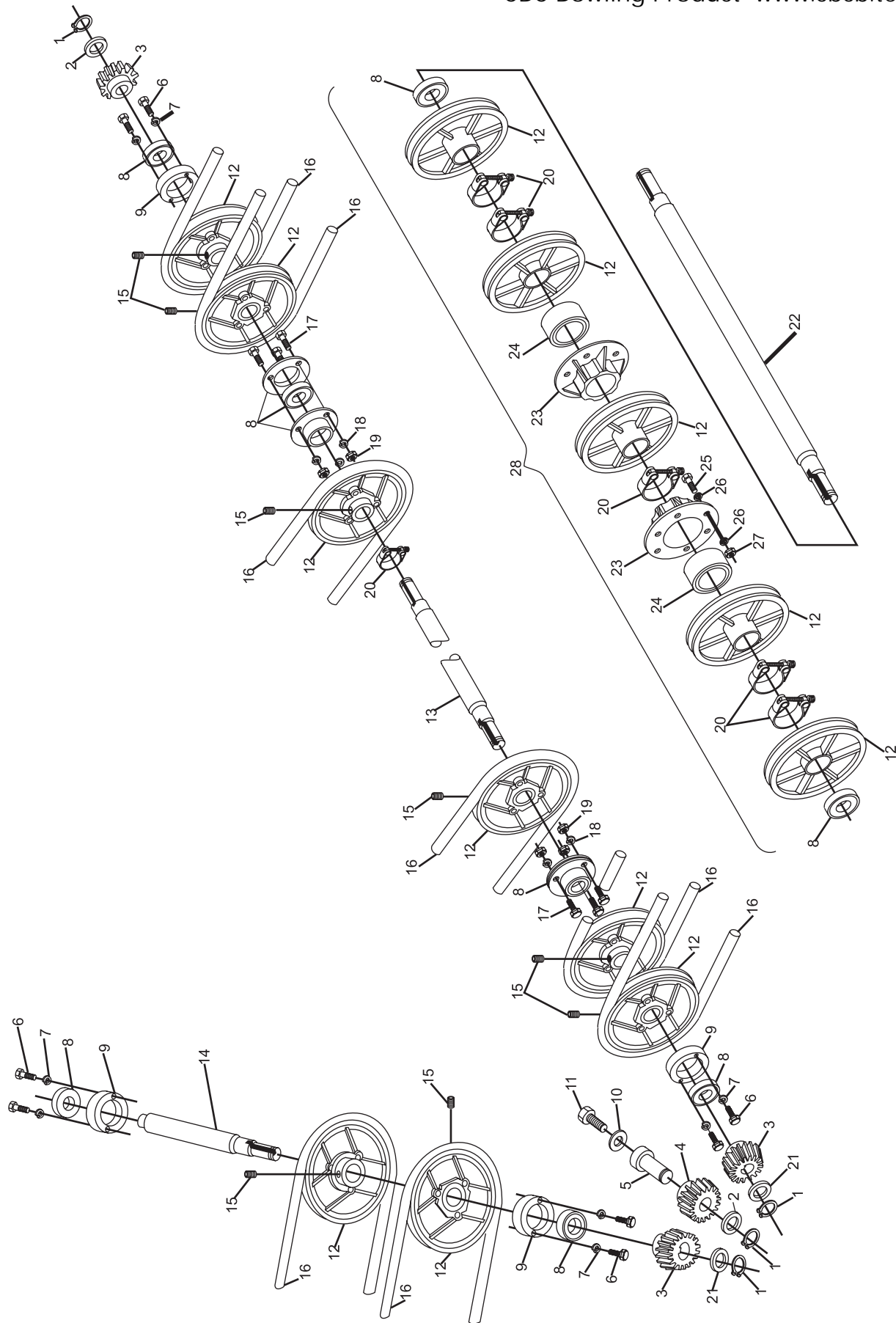
R.O. = Replacement Option

* For pulleys so equipped

** Order index no. 28.

*** Includes index nos. 7, 12, 20, 22, 23, 24, 25, 26 and 27

Dual Feed Distributor Pulley Shaft Assemblies

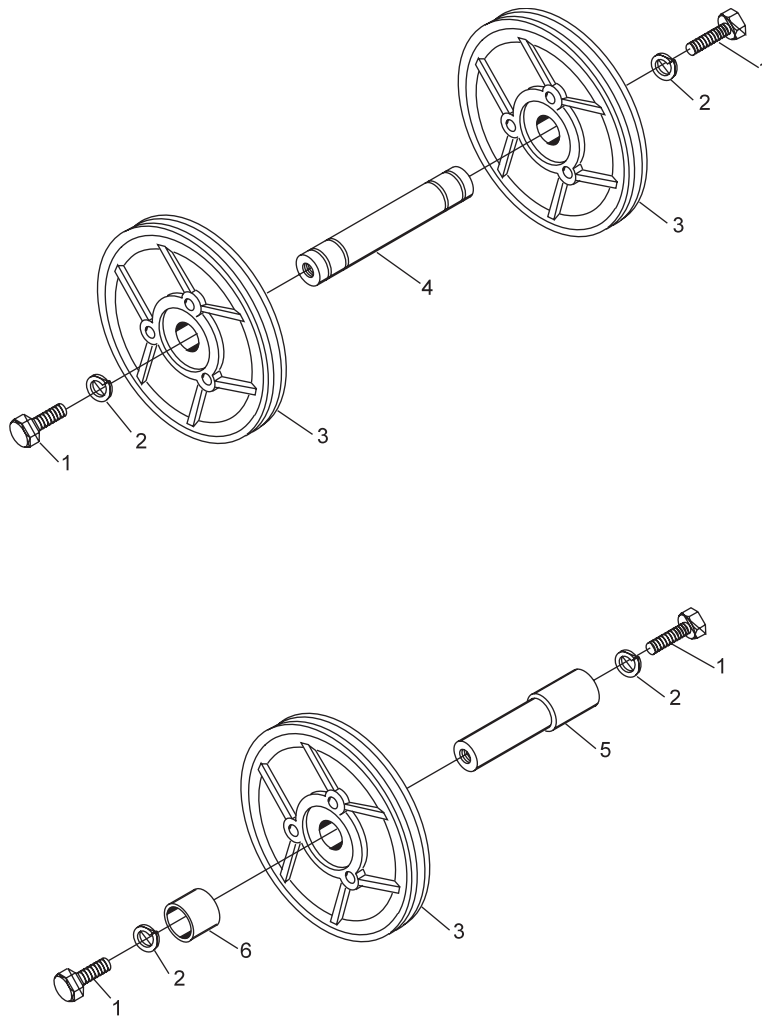


**Dual Feed Distributor
Pulley Shaft Assemblies**

Index

No.	Part No.	Description
1.	11-051038-001	Hex Hd. Cap Screw (8 mm x 16 mm)
2.	11-051770-001	Lockwasher (8 mm)
3.	47-092415-003	Drive Pulley Assembly
4.	47-092206-004	Rear Shaft
5.	47-090552-004	Shaft
6.	47-091855-004	Spacer

Distributor Pulleys



Distributor Pulleys

Index

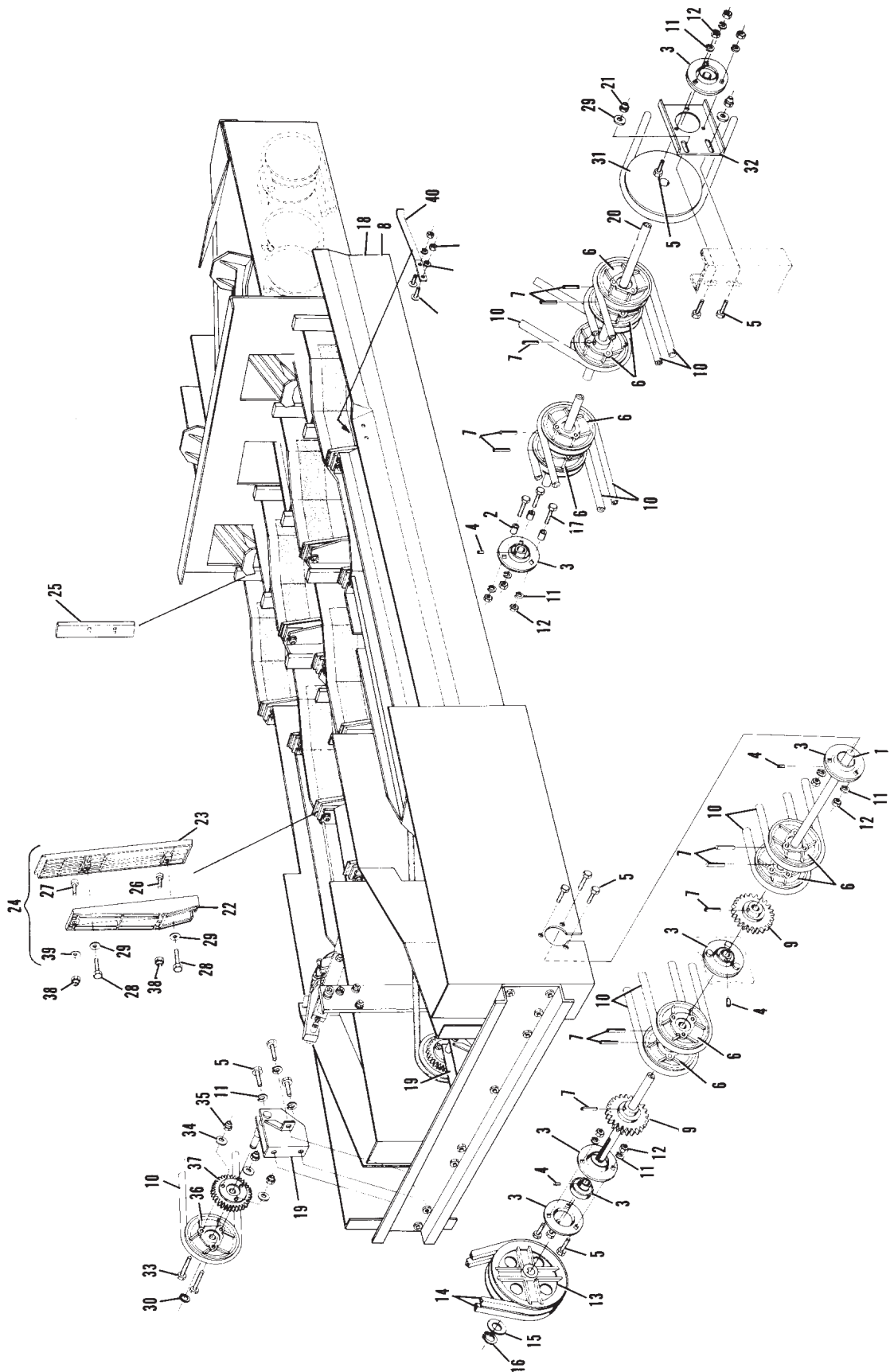
No.	Part No.	Description
1.	47-092207-004	Front Drive Shaft
2.	47-092082-004	N.A. Spacer
3.	11-052901-000	Bearing Complete w/Retaining Plates
4.	11-052802-001	Set Screw (5 mm x 8 mm)
5.	11-051038-001	Hex Hd. Cap Screw (8 mm x 16 mm)
6.	47-094212-004	Pulley Assembly w/Clam
7.	11-052686-001	Rolled Pin (4 mm x 40 mm)
8.	N.A.	Distributor Frame Assembly Complete
9.	47-090547-004	Spur Gear w/25 mm Collar
10.	47-092300-004	Polycord (12 mm x 44 m long)
	47-092300-005	Polycord Roll (13 mm x 20 meters long)
11.	11-051770-001	Lockwasher (8 mm)
12.	11-051704-001	Hex Nut (8 mm)
13.	47-090989-002	Double Pulley
14.	11-053903-000	V-Belt (8 mm x 13 mm x 1375 mm)
15.	11-054102-001	Spacer Flat Washer (25 mm x 36 mm x 1 mm)
16.	11-051856-001	Retaining Ring (A25)
17.	11-051044-001	Hex Hd. Cap Screw (8 mm x 30 mm)
18.	N.A.	Single Feed Distributor Assembly Complete
19.	47-092193-003	Pulley Holder
20.	47-090974-004	Rear Drive Shaft
21.	11-051744-001	Locknut (8 mm)
22.	N.A.	Slider
23.	N.A.	Slider Mount
24.	47-091284-002	Slider Assembly Complete
25.	47-090969-003	Pin Stop
26.	11-051526-001	Socket Hd. Cap Screw (6 mm x 30 mm)
27.	11-051520-001	Socket Hd. Cap Screw (6 mm x 20 mm)
28.	11-051043-001	Hex Hd. Cap Screw (8 mm x 12 mm)
29.	11-052019-001	Flat Washer (8.4 mm)
30.	11-051852-001	Retaining Ring (17 mm)
31.	47-092137-003	Aluminum Drive Pulley
32.	47-090975-003	N.A. Mounting Plate
33.	11-051027-001	Hex Hd. Cap Screw (5 mm x 40 mm)
34.	11-052005-001	Flat Washer (5.3 mm)
35.	11-051742-001	Locknut (5 mm)
36.	47-092415-003	Pulley w/Bearing
37.	47-093547-004	Spur Gear w/Bearing
38.	11-051743-001	Locknut (6 mm)
39.	11-052008-001	Flat Washer (6.4 mm)
40.	47-091512-003	N.A. Flat Spring
41.	*47-093874-004	Clamp

N.A. = No Longer Available

* Not Illustrated

Single Feed Distributor

18



Single Feed Distributor

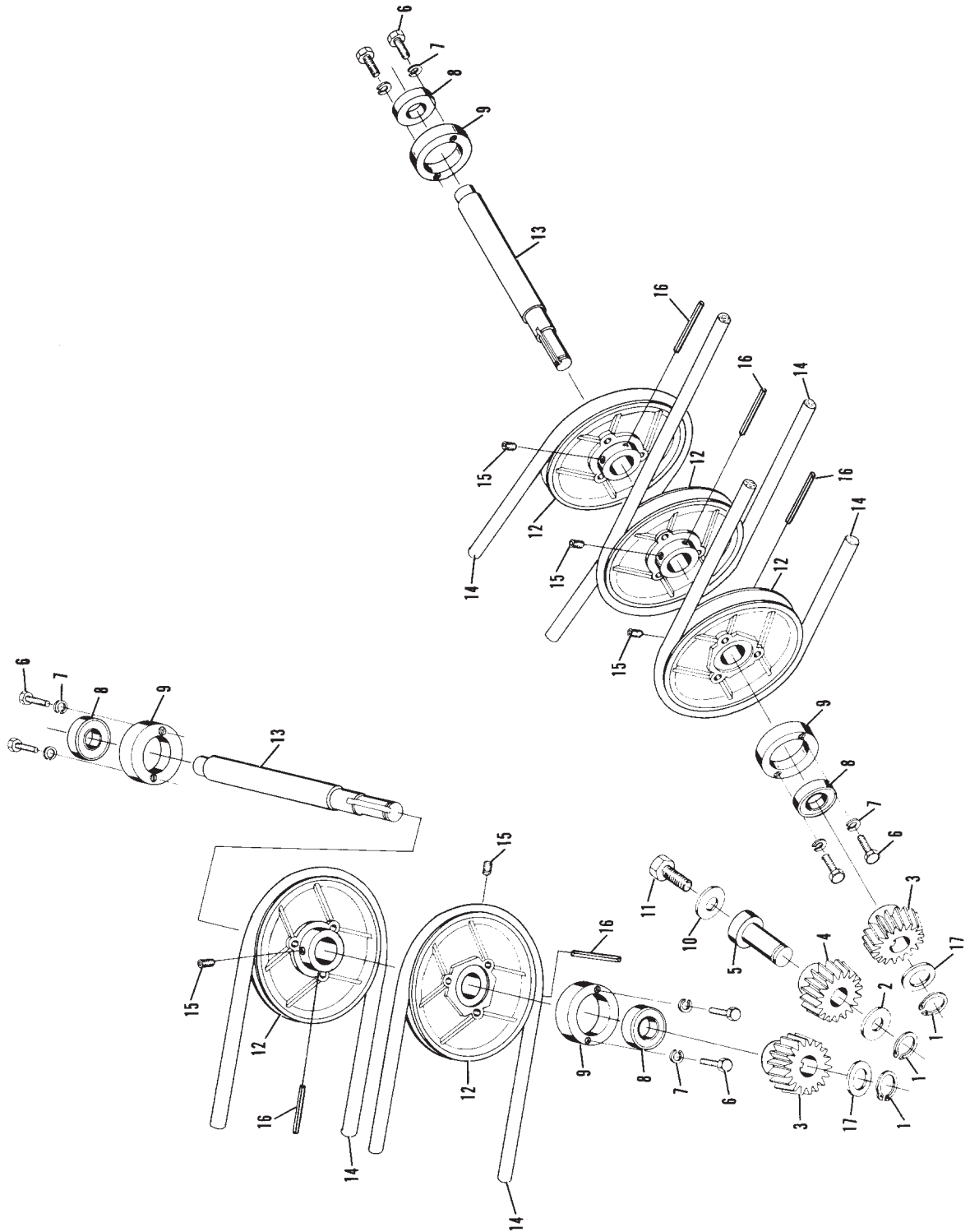
Index

No.	Part No.	Description
1.	11-051858-001	Retaining Ring (A15)
2.	11-054103-001	N.A. Spacer Washer (16 mm)
	47-861029-001	R.O. Spacer Washer (16 mm) Pkg. of 10.
3.	47-090555-003	N.A. Spur Gear (Positions 1 and 2)
4.	47-093629-003	Spur Gear (Position 3)
5.	47-090553-004	Intermediate Shaft
6.	11-051035-001	Hex Hd. Cap Screw (6 mm x 16 mm)
7.	11-051769-001	Lockwasher (6 mm)
8.	11-430053-000	Ball Bearing
9.	46-090494-004	Bearing Ring
10.	11-052050-001	Flat Washer (10.5 mm)
11.	11-051037-001	Hex Hd. Cap Screw (10 mm x 16 mm)
12.	47-092416-003	N.A. Pulley
	47-275748-009	2-Piece Pulley Kit
13.	47-090536-003	Shaft
14.	47-092300-004	Polycord (12 mm)
	47-092300-005	Polycord Roll (13 mm x 20 meters long)
15.	11-052802-001	Set Screw (5 mm x 8 mm)
16.	11-052686-001	Rolled Pin (4 mm x 40 mm)
17.	N.A.	Spacer Washer (15 mm x 28 mm 1.6 mm)

N.A. = No Longer Available

R.O. = Replacement Option

Single Feed Distributor Pulley Shaft Assemblies



**Single Feed Distributor
Pulley Shaft Assemblies**

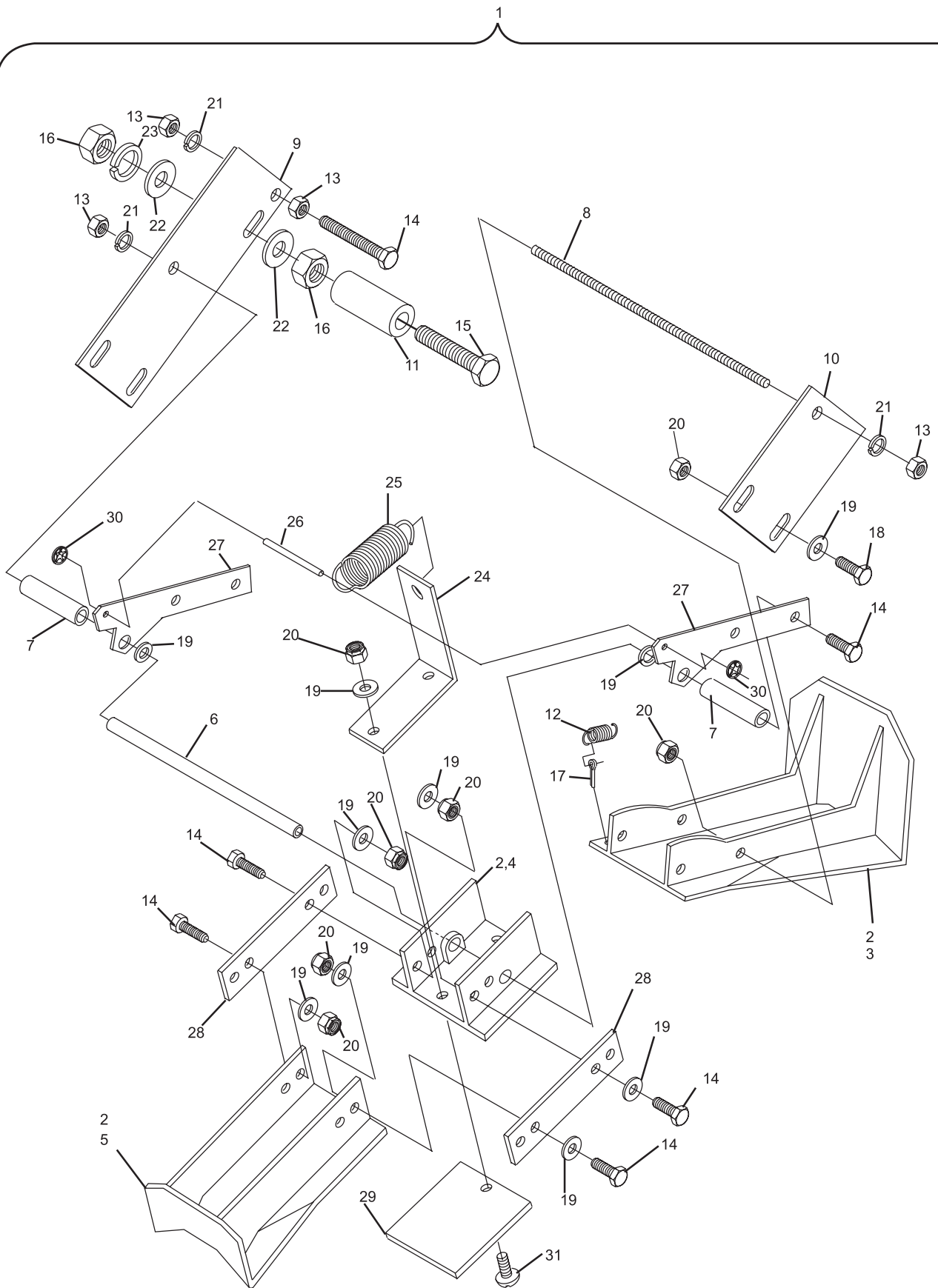
Index

No.	Part No.	Description
1.	47-091182-001	N.A. Adjustable Pin Separator
2.	47-091173-001	N.A. Pin Separator Assembly (3 piece)
3.	47-094675-009	N.A. Pin Separator (front)
4.	47-094676-009	N.A. Pin Separator (middle)
5.	47-094677-009	N.A. Pin Separator (rear)
6.	47-091174-004	N.A. Sleeve
7.	47-091175-004	N.A. Spacer
8.	47-091176-004	N.A. Shaft
9.	47-091177-004	N.A. Bearing Plate
10.	47-091178-004	N.A. Plate
11.	47-091179-004	N.A. Spacer
12.	47-091181-004	Tension Spring
13.	11-051702-001	Hex Nut (6 mm)
14.	11-051042-001	Hex Hd. Cap Screw (6 mm x 50 mm)
15.	11-051034-001	Hex Hd. Cap Screw (8 mm x 45 mm)
16.	11-051704-001	Hex Nut (8 mm)
17.	11-051795-001	Cotter Pin (1.6 mm x 16 mm)
18.	11-051035-001	Hex Hd. Cap Screw (6 mm x 16 mm)
19.	11-052008-001	Flat Washer (6.4 mm)
20.	11-051743-001	Locknut (6 mm)
21.	11-051769-001	Lockwasher (6 mm)
22.	11-052003-001	Flat Washer (8.4 mm)
23.	11-051770-001	Lockwasher (8 mm)
24.	47-092139-001	N.A. Plate
25.	47-041792-004	Tension Spring
26.	47-092140-001	N.A. Pin
27.	47-092138-001	Plate
28.	47-092144-001	N.A. Plate
29.	47-092145-001	N.A. Plate
30.	11-053482-001	Speed Nut (6 mm)
31.	11-051880-001	N.A. Truss Hd. Sltd. Screw (6 mm x 16 mm)
	47-861008-001	R.O. Truss Hd. Sltd. Screw (6 mm x 16 mm) Pkg. of 10

N.A. = No Longer Available

R.O. = Replacement Option

Pin Separator Assembly (Single Feed Distributor)



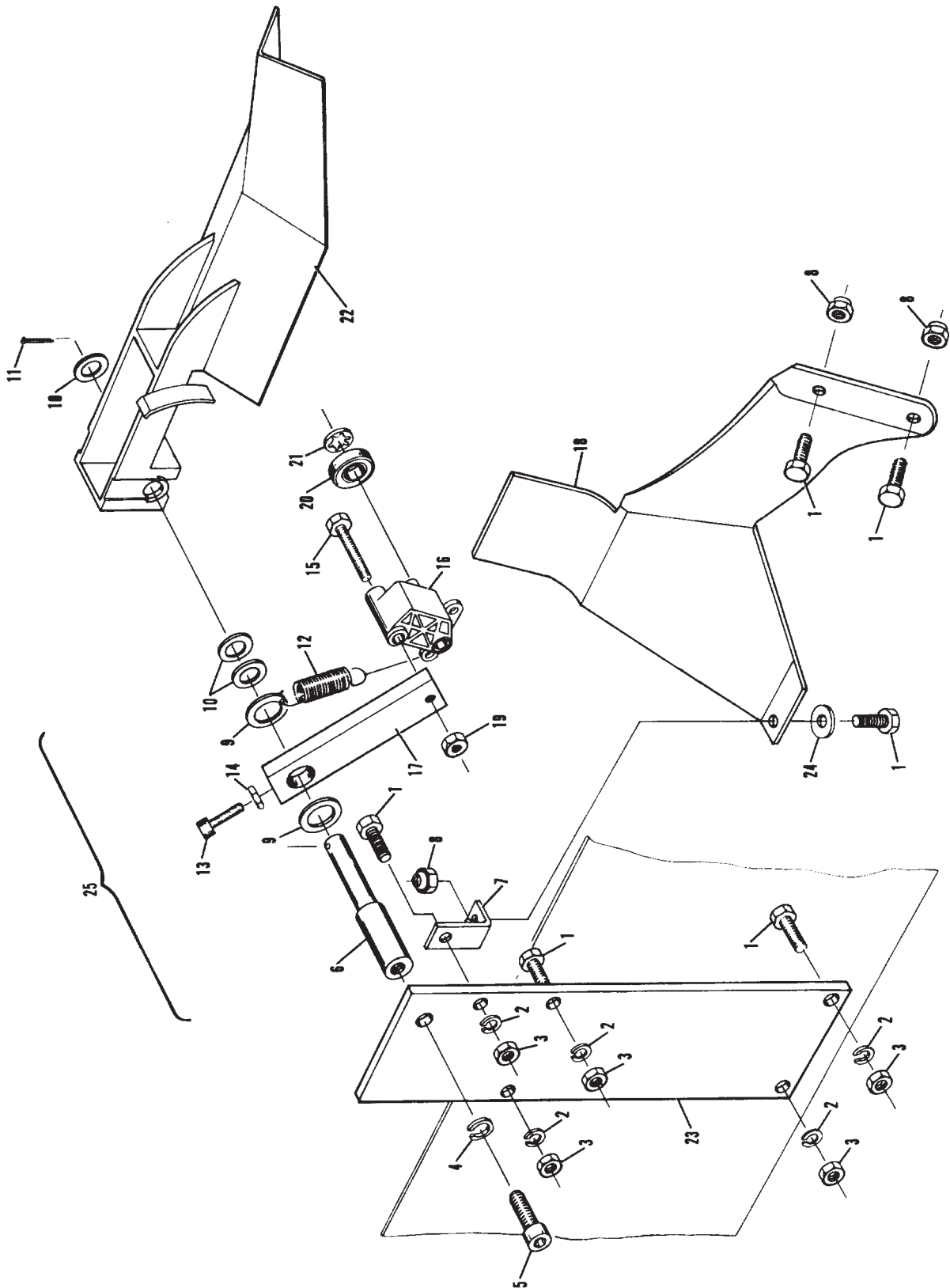
**Pin Separator Assembly
(Single Feed Distributor)**

Index

No.	Part No.	Description
1.	11-051035-001	Hex Hd. Cap Screw (6 mm x 16 mm)
2.	11-051769-001	Lockwasher (6 mm)
3.	11-051702-001	Hex Nut (6 mm)
4.	11-051772-001	Lockwasher (12 mm)
5.	11-051540-001	Socket Hd. Cap Screw (12 mm x 20 mm)
6.	47-090773-004	N.A. Shaft
7.	47-092085-004	N.A. Angle Bracket
8.	11-051743-001	Locknut (6 mm)
9.	11-052038-001	Flat Washer (21 mm)
10.	11-052036-001	Flat Washer (15 mm)
11.	11-051786-001	Cotter Pin (2.5 mm x 25 mm)
12.	47-092046-004	Tension Spring
13.	11-051515-001	Socket Hd. Cap Screw (6 mm x 18 mm)
14.	11-053155-001	Hex Hd. Jam Nut (6 mm)
15.	11-051032-001	Hex Hd. Cap Screw (8 mm x 55 mm)
16.	47-092045-004	Bearing Holder
17.	47-092044-004	N.A. Shaft Plate
18.	47-090856-001	N.A. Flap
19.	11-051704-001	Hex Nut (8 mm)
20.	11-430049-000	Bearing
21.	11-053480-001	Speed Nut (10 mm)
22.	47-090791-001	Head Centering Flap
23.	47-091501-003	N.A. Mounting Plate
24.	11-052048-001	Flat Washer (6.4 mm)
25.	47-092072-002	N.A. Pin Head Centering Device Assembly Complete

N.A. = No Longer Available

Pin Head Centering Device Assembly (Single Feed Distributor)



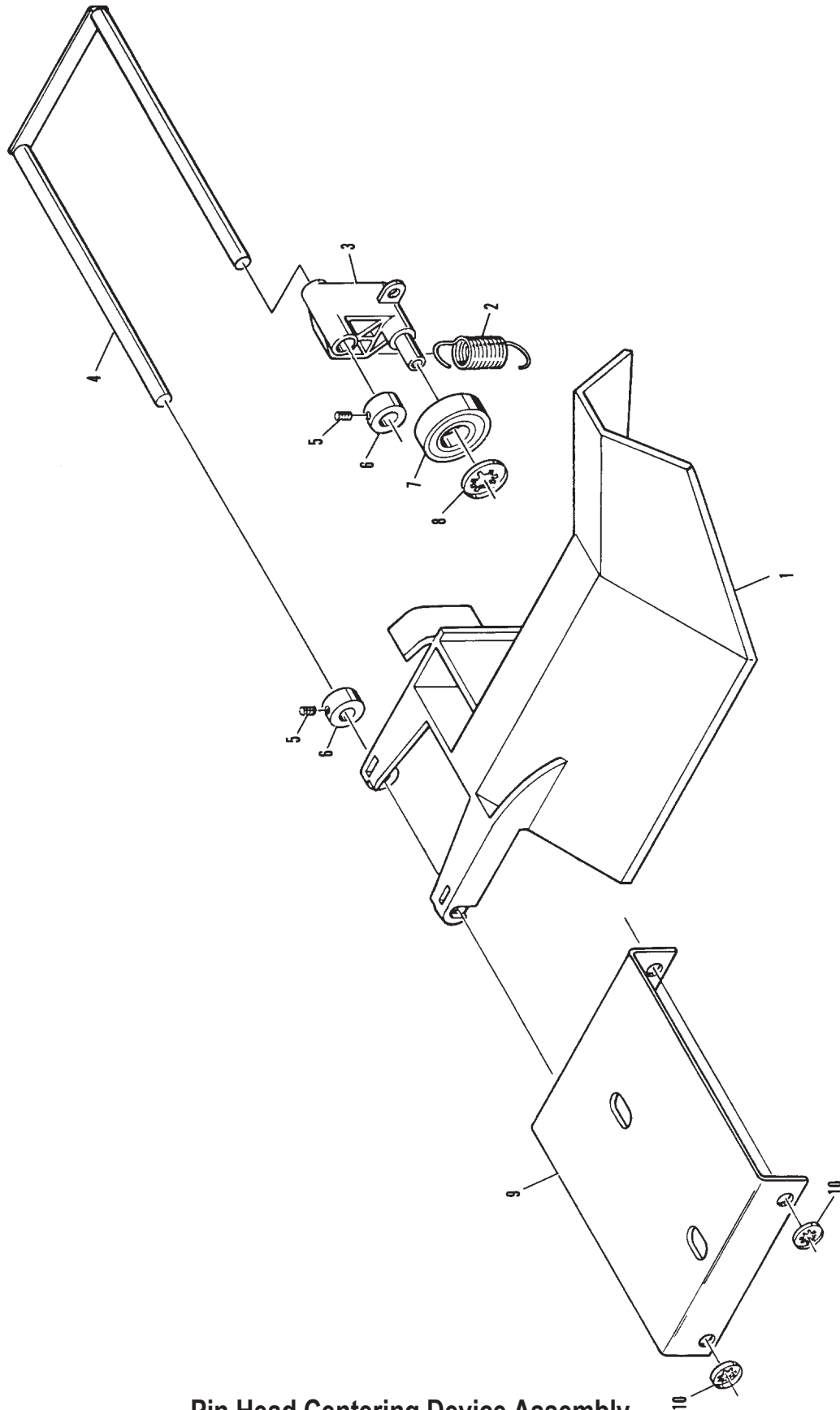
**Pin Head Centering Device Assembly
(Single Feed Distributor)**

Index

No.	Part No.		Description
1.	47-092043-001	N.A.	Head Centering Flap
2.	47-051491-004		Tension Spring
3.	47-092045-004		Bearing Holder
4.	47-092053-004	N.A.	Double Shaft Assembly
5.	11-052802-001		Set Screw (5 mm x 8 mm)
6.	11-053622-001		Stop Collar (8 mm x 16 mm x 8 mm)
7.	11-430049-000		Bearing
8.	11-053478-001	N.A.	Speed Nut (8 mm)
	47-861050-000	R.O.	Speed Nut (8 mm) Pkg. of 10
9.	47-092052-003	N.A.	Mounting Plate
10.	11-053480-001		Speed Nut (10 mm)

N.A. = No Longer Available

Pin Head Centering Device Assembly

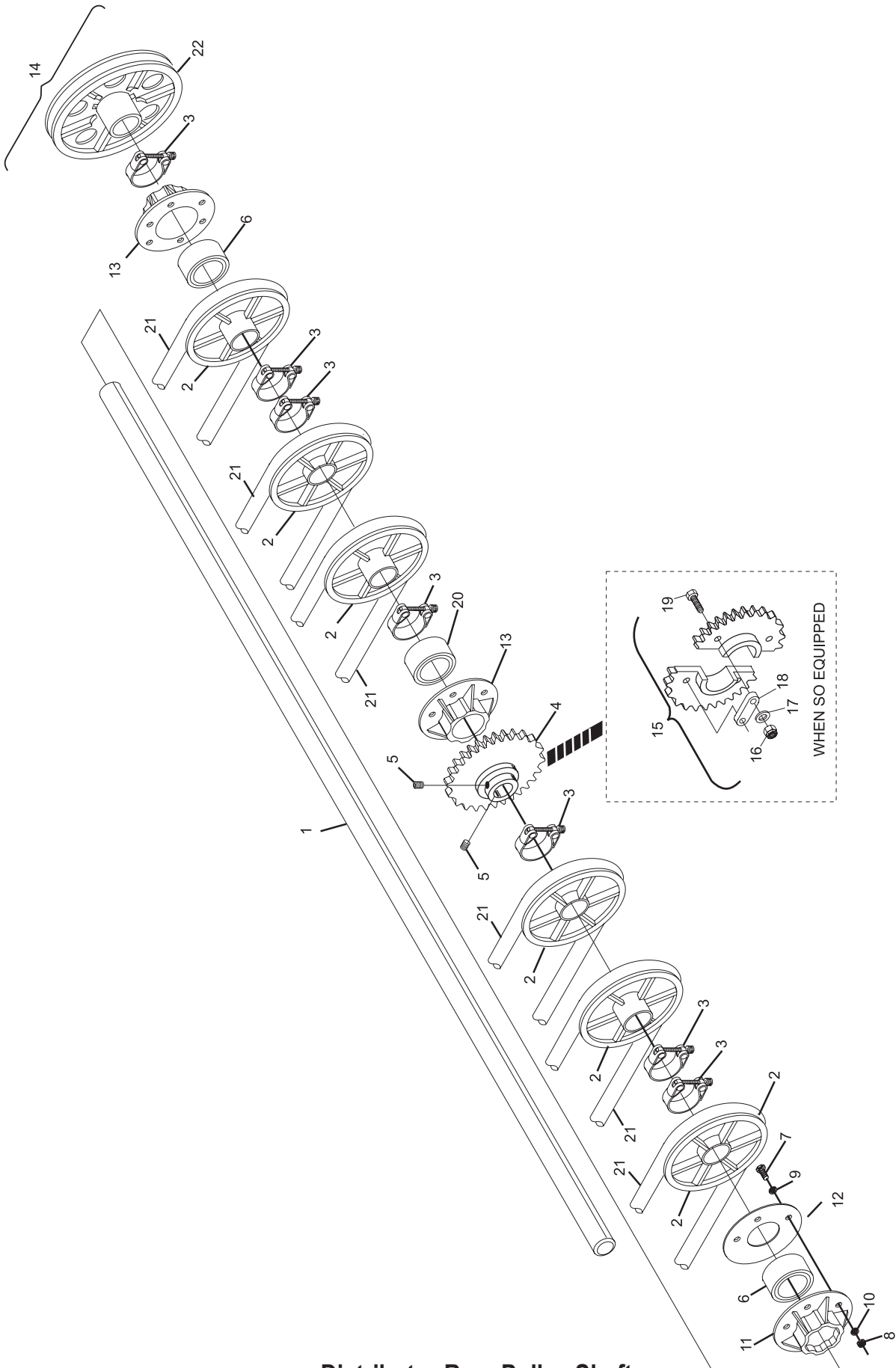


Pin Head Centering Device Assembly

Index

No.	Part No.	Description
1.	N.A.	Rear Pulley Shaft
2.	47-093863-003	Round Belt Pulley (132 mm) - use 12 mm Polycord Belt
	47-275748-009	2-Piece Pulley Kit
3.	47-093874-004	Pulley Clamp
4.	47-093900-003	Spur Gear (one piece)
	47-274669-004	Repair Kit, Distributor 2-Piece Pulley
5.	11-052801-001	Set Screw (6 mm x 6 mm)
6.	11-430013-000	Bearing
7.	11-051038-001	Hex Hd. Screw (8 mm x 20 mm)
8.	11-051704-001	Hex Nut (8 mm)
9.	11-052003-001	Flat Washer (8.4 mm)
10.	11-051744-001	Lock Washer (8 mm)
11.	47-094346-003	Bearing Shell w/ Shoulder
12.	47-094351-003	Washer
13.	47-094347-003	Bearing Shell
14.	47-094348-001	Rear Distributor Shaft Assembly
15.	47-274669-004	Spur Gear (two piece)
16.	11-051743-001	Hex Nut (6 mm)
17.	11-052008-001	Washer (6.4 mm)
18.	46-030121-004	Link
19.	11-051028-001	Hex Hd. Cap Screw (6 mm x 25 mm)
20.	47-095050-003	Plastic Bearing
21.	47-092300-004	Poly Cord (12 mm x 44 Meters long)
22.	47-024839-002	Round Belt Pulley (162 mm) - use 15 mm Polycord Belt

Distributor Rear Pulley Shaft



Distributor Rear Pulley Shaft

Index

No.	Part No.	Description
1.	47-093929-001	L.H.Pin Guide Wedge
2.	11-051852-001	Retaining Ring (17 mm)
3.	47-092415-003	Drive Belt Pulley
4.	11-052808-001	Socket Set Screw (8 mm x 40 mm)
5.	47-094072-003	R.H. Side Plate
6.	11-052019-001	Flat Washer (8.4 mm)
7.	47-013924-003	N.A. Elevator Bracket w/o Rubber Mount (336 mm long)
	47-014354-003	Elevator Z-Bracket w/o Rubber Mount (321 mm long)
8.	11-051770-001	Lockwasher (8 mm)
9.	11-052008-001	Flat Washer (6.4 mm)
10.	47-093906-001	R.H. Pin Guide Wedge
11.	47-093925-004	Spacer
12.	11-051053-001	Hex Hd. Machine Screw (8 mm x 40 mm)
13.	11-051001-001	Hex Hd. Machine Screw (6 mm x 12 mm)
14.	11-051769-001	Lockwasher (6 mm)
15.	47-093898-003	Guide
16.	11-052686-001	Roll Pin (4 mm x 40 mm)
17.	47-093899-003	Gear
18.	47-094326-004	Flange
19.	11-052605-001	N.A. Carriage Bolt (6 mm x 16 mm)
	47-861020-001	R.O. Carriage Bolt (6 mm x 16 mm) Pkg. of 5
20.	47-094095-002	Fin Switch Complete
21.	11-430007-000	Bearing
22.	47-093962-004	Tension Spring
23.	11-053478-001	N.A. Speed Nut (8 mm)
	47-861050-00	R.O. Speed Nut (8 mm) Pkg. of 10
24.	47-093908-002	Pin Guide Housing
25.	47-093905-004	Shaft
26.	47-093894-003	Pin Guide Wires Complete
27.	47-092206-004	Shaft
28.	47-094035-003	L.H. Side Plate
29.	11-052803-001	Set Screw (6 mm x 10 mm)
30.	47-093985-002	Extensions (short pit)
	47-092249-002	Extensions (long pit)
31.	47-093891-003	Mounting Plate
32.	11-052003-001	Flat Washer (8.4 mm)
33.	11-051038-001	Hex Hd. Machine Screw (8 mm x 16 mm)
34.	47-094212-004	Pulley Assembly w/Clam
35.	47-093874-004	Pulley Clamp
36.	47-093928-004	Drive Shaft
37.	11-051744-001	Locknut (8 mm)
38.	11-051702-001	Hex Nut (6 mm)
39.	*47-093934-003	Pin Deflector Shoe - Single Piece
40.	11-051072-001	Hex Hd. Machine Screw (6 mm x 14 mm)
41.	47-093920-000	N.A. Shark Switch Assembly Complete
42.	47-093911-003	L.H. Shark Rail
43.	47-093910-003	R.H. Shark Rail
44.	11-052037-001	Flat Washer (6.4 mm)
45.	47-274659-009	N.A. Shark Switch Shaft Assembly
46.	11-051743-001	Nylok Nut (6 mm)
47.	11-052850-000	Set Screw (6 mm x 20 mm)
48.	11-053579-000	Rubber Mount
49.	47-094232-004	Rubber Grommet
50.	47-092300-004	Poly Cord (12 mm x 44 Meters long)

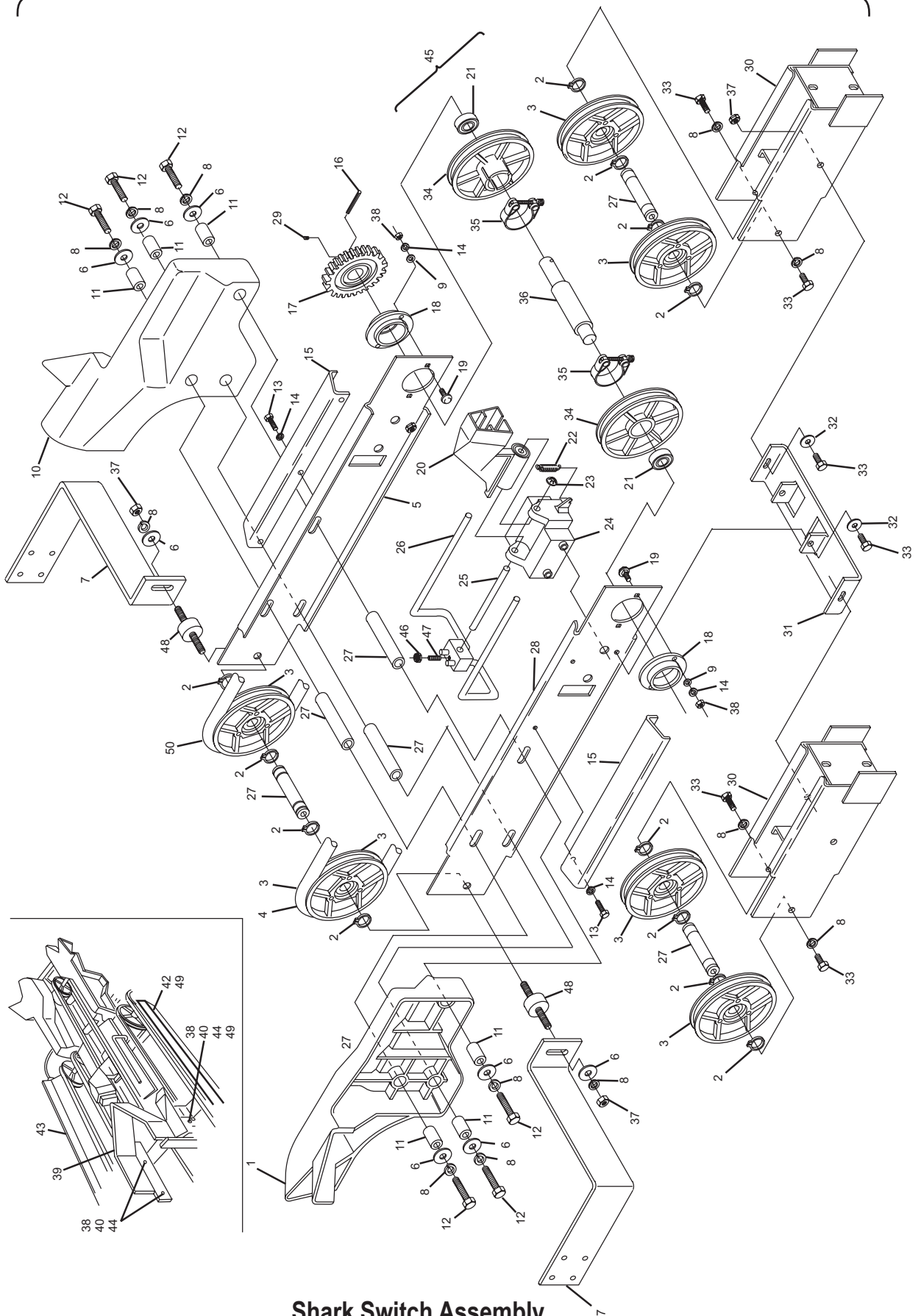
N.A. = No Longer Available

R.O. = Replacement Option

* For Two-Piece Shoe, order 1 each 47-095172-003 Right-Hand Shoe and 1 each 47-095173-003 Left-Hand Shoe.

Shark Switch Assembly

Short Pit Machines Series 43 and Above (Excludes Smart Shark)



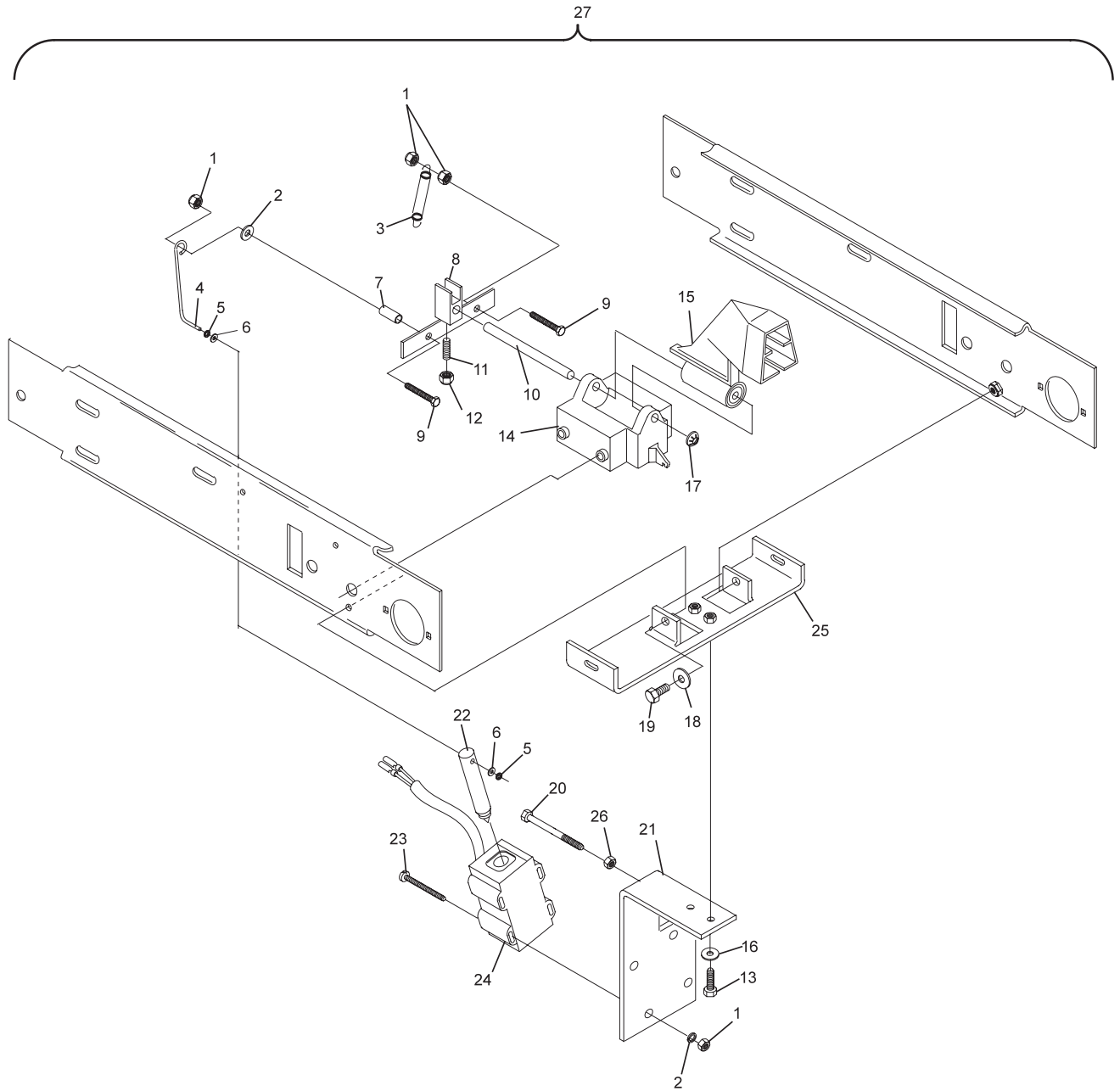
Shark Switch Assembly
Short Pit Machines Series 43 and Above (Excludes Smart Shark)

Index

No.	Part No.	Description
1.	11-051742-001	Nut (5 mm)
2.	11-052039-001	Flat Washer (5.3 mm)
3.	47-094713-004	Return Spring
4.	47-094264-004	Solenoid Link
5.	11-053476-001	Speed Nut (4 mm)
6.	11-052021-001	Flat Washer (4.3 mm)
7.	47-094265-004	Spacer
8.	47-094270-004	See Saw (Teeter)
9.	11-051004-001	N.A. Hex Head Screw (5 mm x 25 mm)
	47-861001-001	R.O. Hex Head Screw (5 mm x 25 mm) Pkg. of 10
10.	47-093905-004	Shaft
11.	11-052850-000	Socket Set Screw (6 mm x 20 mm)
12.	11-051743-001	Locknut (6 mm)
13.	11-051035-001	Hex Head Machine Screw (6 mm x 16 mm)
14.	47-093908-002	Pin Guide Housing
15.	47-094095-002	Fin Switch Complete
16.	11-051769-001	Washer (6 mm)
17.	11-053478-001	N.A. Speed Nut (8 mm)
	47-861050-000	R.O. Speed Nut (8 mm) Pkg. of 10
18.	11-052003-001	Flat Washer (8.4 mm)
19.	11-051038-001	Hex Hd. Machine Screw (8 mm x 16 mm)
20.	11-051089-001	N.A. Hex Head Cap Screw (5 mm x 45 mm)
21.	47-094704-003	Solenoid Bracket
22.	99-060133-004	Solenoid Plunger
23.	11-051558-001	N.A. Hex Head Machine Screw (5 mm x 55 mm)
24.	99-060242-004	Solenoid (silver and consolidated electronics box)
25.	47-093891-003	Mounting Plate (includes Weldnut)
26.	11-051701-001	Hex Nut (5 mm)
27.	47-094722-001	N.A. Smart Shark Assembly Complete

N.A. = No Longer Available

R.O. = Replacement Option

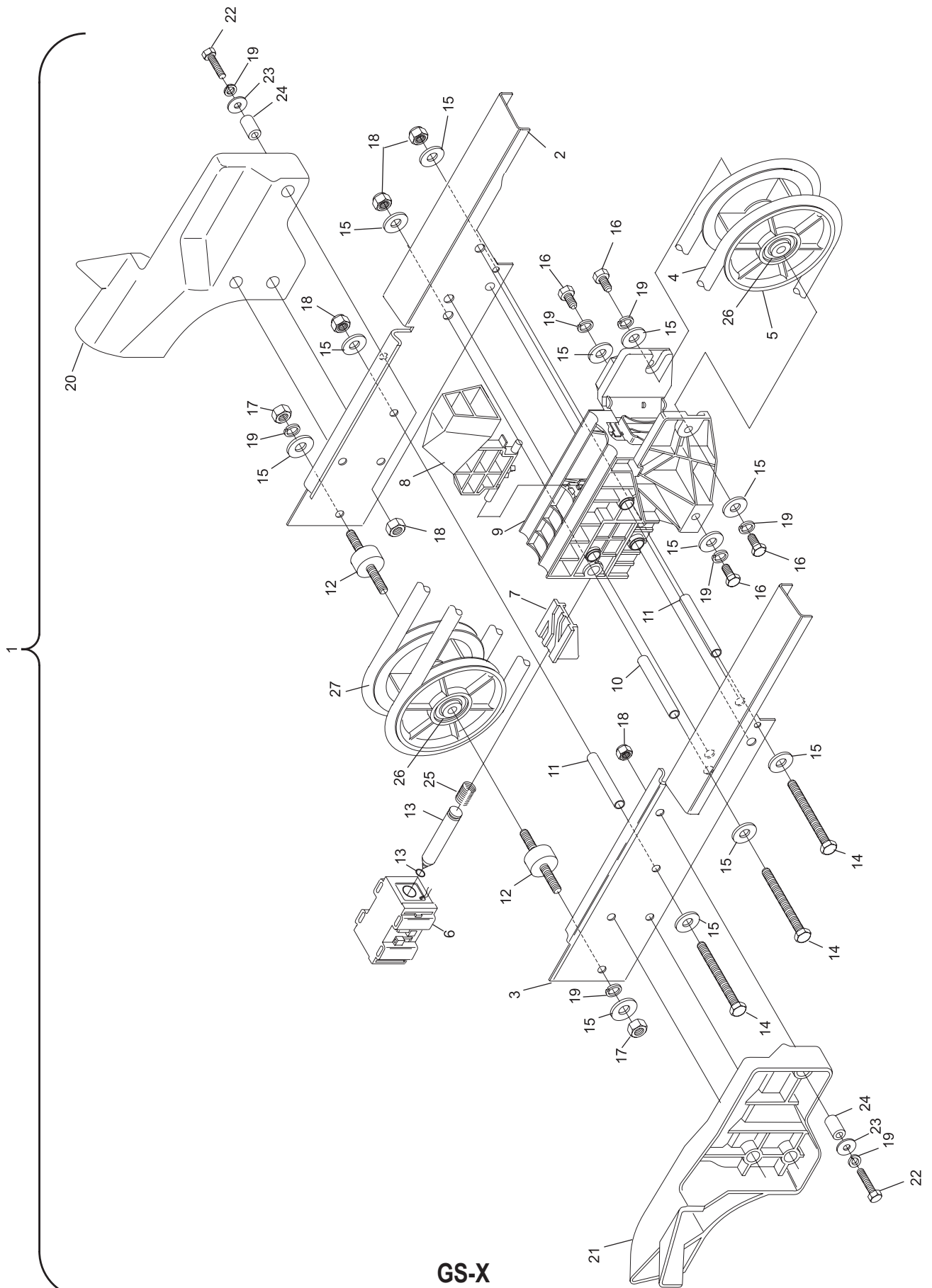


Smart Shark (GS - 96)

Index

No.	Part No.	Description
1.	47-095108-001	Shark Switch Assembly
2.	47-095104-001	R.H. Guide
3.	47-095103-001	L.H. Guide
4.	47-092300-004	Polycord (12 mm x 44 Meters Long)
5.	47-095101-001	N.A. Round Belt Geared Pulley w/Bearings - complete
	47-095744-004	R.O. Round Belt Geared Pulley
6.	99-060387-004	Solenoid - only (consolidated and nexgen electronics box)
7.	47-095105-003	Slide
8.	47-095106-001	Fin Switch
9.	47-095107-003	Housing
10.	47-095112-004	Spacer - short
11.	47-095109-004	Spacer - long
12.	11-053579-000	Rubber Mount
13.	47-095111-004	Solenoid Plunger
14.	11-051081-001	Hex Hd. Cap Screw (8 mm x 100 mm)
15.	11-052006-001	Washer (8.4 mm)
16.	11-051010-001	Hex Hd. Cap Screw (8 mm x 20 mm)
17.	11-051704-001	Hex Nut (8 mm)
18.	11-051744-001	Lock Nut (8 mm)
19.	11-051770-001	Lock Washer (8 mm)
20.	47-093906-001	R.H. Pin Guide Wedge
21.	47-093929-001	L.H. Pin Guide Wedge
22.	11-051026-001	Hex Hd. Cap Screw (8 mm x 40 mm)
23.	11-052019-001	Flat Washer (8.4 mm)
24.	47-093925-004	Spacer
25.	99-090348-004	Spring
26.	11-430007-000	Bearing
27.	99-090349-004	O-Ring

GS-X
Smart Shark



**GS-X
Smart Shark**

Intentionally Blank Page

Section K

**SILVER BOX/UNIVERSAL
VOLTAGE SILVER BOX
ELECTRICAL**

Index

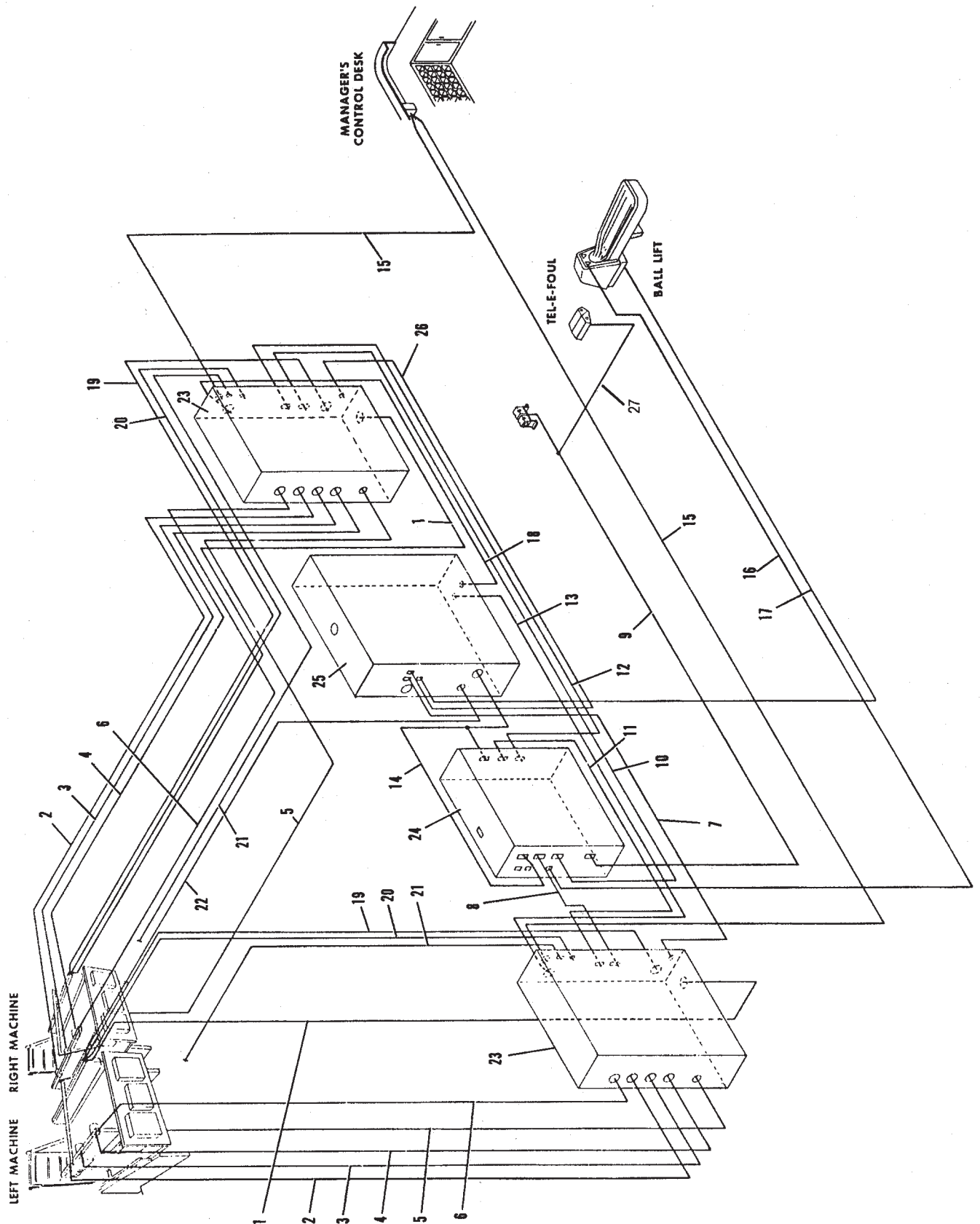
No.	Part No.	Description
1.	68-100051-000	Setting Table Cable Assembly (female to female)
2.	68-100180-000	Setting Table Motor Cable Assembly
3.	68-100181-000	N.A. Sweep Motor Cable Assembly
4.	68-100182-000	N.A. Elevator Motor Cable Assembly
5.	*N.A.	Pin Light Cable Assembly
6.	68-100053-000	N.A. L.H. Function Solenoid & Switches Cable Assembly
7.	68-100160-000	N.A. High Voltage Box To Common Box Cable Assembly (L.H. machine)
8.	68-100044-000	N.A. Switch Data Cable Assembly (Lane No. 1)
9.	47-192952-000	Foul & Optical Trigger Cable Assembly
10.	68-100158-000	N.A. Switch Data Cable Assembly (Lane No. 2)
11.	68-100046-000	Solenoid Data Cable Assembly (Lane No. 1)
12.	68-100157-000	N.A. Solenoid Data Cable Assembly (Lane No. 2)
13.	**N.A.	High Voltage Power Supply Cable Assembly (box 1)
14.	N.A.	Gamesetter Power & Peripheral Control Cable Assembly
15.	68-100159-000	N.A. Manager's Remote "On" Cable Assembly
16.	68-100050-000	N.A. Player Control Cable Assembly
17.	68-100061-000	N.A. Ball Lift Control Cable Assembly
18.	**N.A.	High Voltage Power Supply Cable Switch Assembly (box 2)
19.	68-100385-000	N.A. R.H. Trouble Light & Ball Door Cable Assembly
20.	68-100176-000	N.A. Rear Control Box Cable Assembly
21.	53-200871-000	Masking Unit Cable Assembly
22.	68-100178-000	N.A. Ball Accelerator Motor Cable Assembly
23.	47-862706-000	N.A. High Voltage Box Complete
24.	47-862708-402	N.A. Gamesetter Box Assembly
25.	47-862707-000	N.A. Common Box Complete
26.	68-100160-010	High Voltage Box to Common Box Cable Assembly (right-hand machine)
27.	47-862717-000	Foul to Optical Trigger Cable Assembly

N.A. = No Longer Available

* Part of Pin Light Assembly - shown on page 3H.

** Part of Common Box Complete, Index No. 25.

High Voltage Box, Common Box, Gamesetter Box and Cable Assemblies - Silver Box



**Smart Shark, High Voltage Box, Common Box,
Gamesetter Box and Cable Assemblies - Universal Voltage Silver Box**

Index

No.	Part No.	Description
1.	68-100379-000	Table Motor Cable Assembly
2.	68-100380-000	Sweep Motor Cable Assembly
3.	68-100381-000	Elevator Motor Cable Assembly
4.	47-182500-000	N.A. L.H. Side Function Solenoids & Switches Cable Assembly
5.	*N.A.	Pin Light Cable Assembly
6.	47-243069-004	Setting Table Cable Assembly (male and female ends)
7.	53-200871-000	Masking Unit Cable Assembly (male and female ends)
8.	68-100176-000	N.A. Rear Control Box Cable Assembly
9.	68-100385-000	R.H. Trouble Light & Ball Door Switch Assembly
10.	68-100192-000	N.A. Ball Accelerator Motor Cable Assembly
11.	68-100193-000	Gamesetter Power Cable Assembly
12.	68-100199-000	N.A. R.H. Ball Rack Reset Cable Assembly
13.	**N.A.	Voltage Power Supply (box 1) Cable Assembly
14.	68-100382-000	N.A. L.H. Common Box Remote "ON" Cable Assembly
15.	****68-100044-000	N.A. Switch Data Cable Assembly (Lane No. 1)
16.	68-100046-000	Solenoid Data Cable Assembly (Lane No. 1)
17.	68-100158-000	N.A. Switch Data Cable Assembly (Lane No. 2)
18.	68-100157-000	N.A. Solenoid Data Cable Assembly (Lane No. 2)
19.	**N.A.	High Voltage Power Supply Cable Assembly (box 2)
20.	68-100383-000	R.H. Common Box Remote "ON" R.H. Cable Assembly
21.	47-192952-000	Foul & Optical Trigger Cable Assembly (Silver Box and Universal Voltage Silver Box)
22.	N.A.***	Manager's Remote "On" Cable Assembly
23.	N.A.	Ball Rack Reset Cable Assembly
24.	68-100050-000	N.A. Player Control Cable Assembly
25.	68-100061-000	N.A. Ball Lift Control Cable Assembly
26.	11-680027-000	N.A. Twist Lock Receptacle
27.	47-862735-000	Power Adaptor Cable Assembly
28.	47-862712-000	N.A. High Voltage Box Assembly Complete
	47-162839-000	High Voltage PCB Assembly (Smart Shark)
29.	47-862711-401	N.A. Gamesetter Box Assembly w/Smart Shark Complete
	47-862801-000	N.A. Gamesetter I/O PCB Assembly
	N.A.	Gamesetter CPU (Smart Shark) - available through Brunswick Rapid Exchange
30.	47-862745-000	N.A. Common Box Assembly Complete
31.	****47-862743-000	N.A. External Cable Package-GS-92 Pinsetters (includes index numbers 11,15,16,18, and 19, also includes 1 each of Ball Lift Adapter Cable 68-100272-000)
32.	68-100273-000	Pinsetter to High Voltage Ground Cable Assembly
33.	11-612030-000	N.A. Terminal
34.	11-612029-000	N.A. Terminal
35.	N.A.	High Voltage to Gamesetter to Common Box Cable Assembly
36.	47-862717-000	Foul to Optical Trigger Cable Assembly

N.A. = No Longer Available

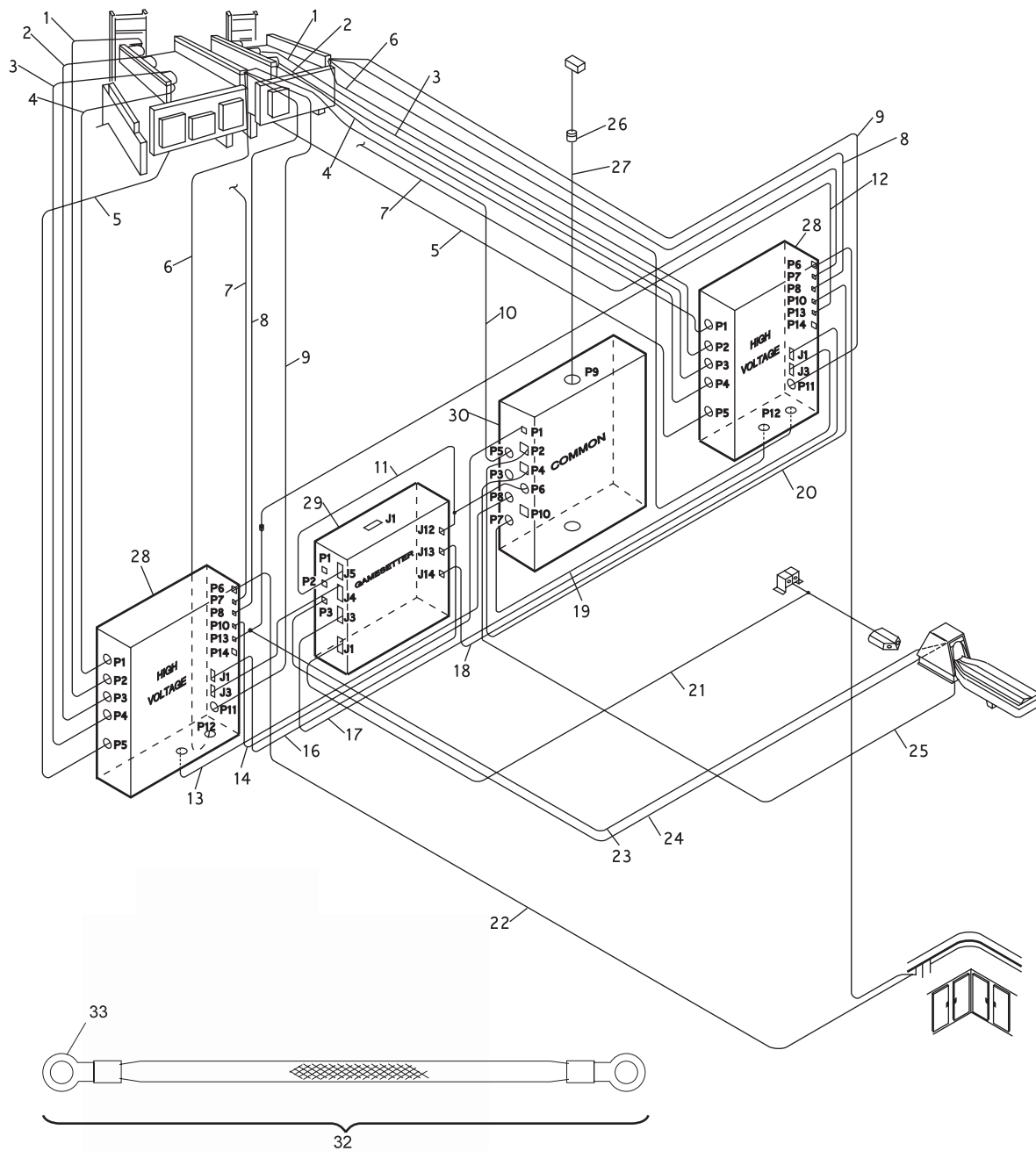
* Part of Pin Light Assembly - shown on page 3H

** Part of Common Box Assembly Complete, index no. 30

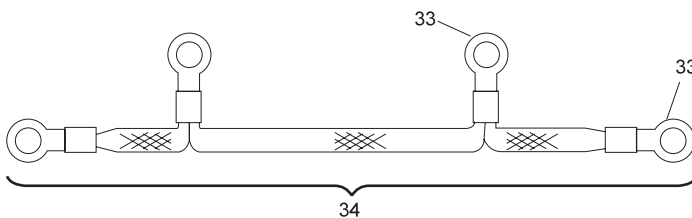
*** Remove EPROM and Replace with Existing Software If Not Smart Shark

**** Not Illustrated

Smart Shark, High Voltage Box, Common Box, Gamesetter Box and Cable Assemblies - Universal Voltage Silver Box



PINSETTER TO HIGH VOLTAGE GROUND CABLE ASSEMBLY



HIGH VOLTAGE TO GAMESETTER TO COMMON GROUND CABLE ASSEMBLY

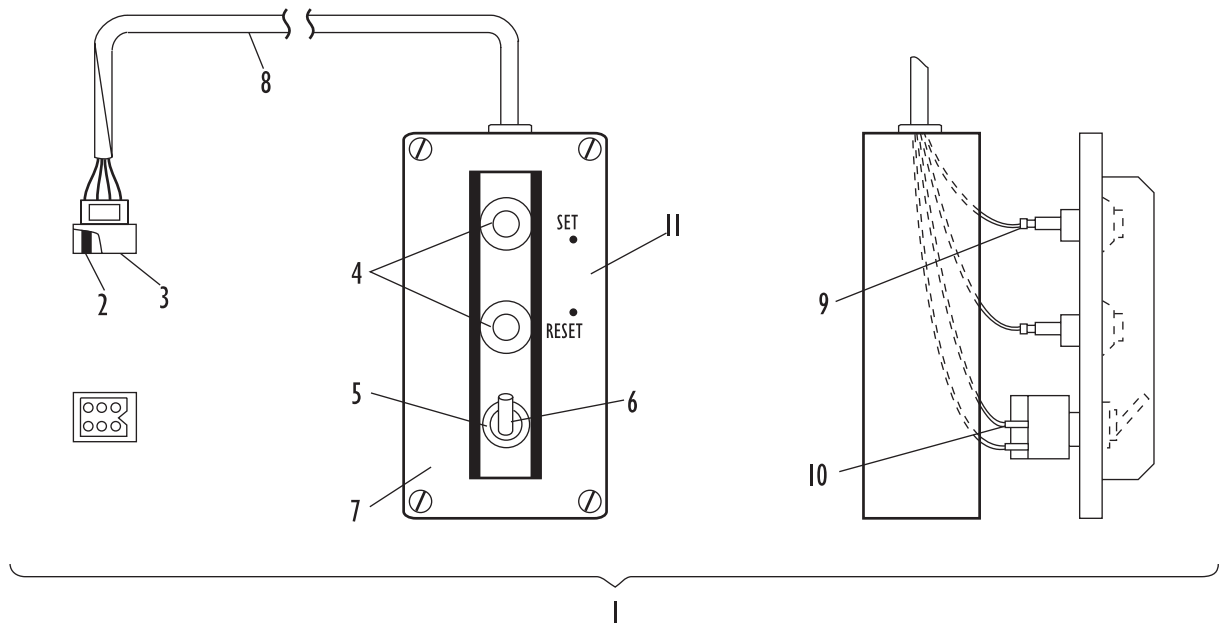
Smart Shark, High Voltage Box, Common Box, Gamesetter Box and Cable Assemblies - Universal Voltage Silver Box

Index

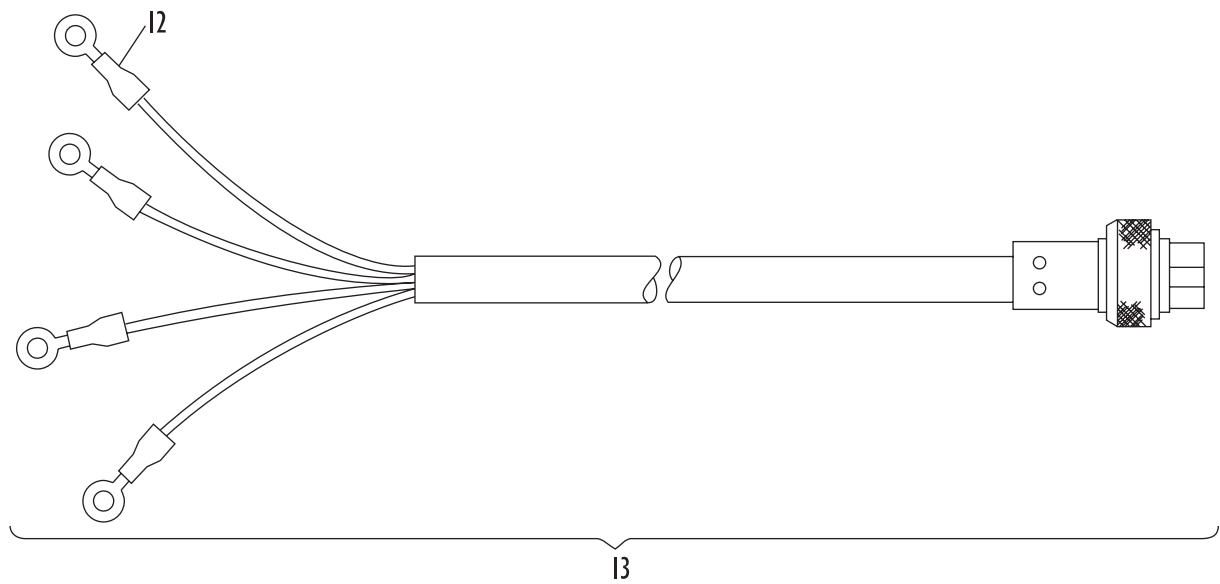
No.	Part No.	Description
1.	47-243071-000	Rear Control Box w/Cable Assembly (Consolidated)
2.	11-680302-000	N.A. Terminal
	57-860032-000	R.O. Terminal - Male (Pkg. of 10)
3.	11-680107-000	N.A. Connector (6 circuit)
4.	11-615013-000	Push Button Switch
5.	N.A.	Grommet
6.	11-615515-000	Toggle Switch
7.	47-243072-004	N.A. Rear Control Box
8.	68-100276-000	N.A. Rear Control Box Cable Assembly
9.	N.A.	Terminal
10.	N.A.	Terminal
11.	47-243070-004	N.A. Rear Control Plate
12.	11-612012-000	N.A. Terminal
13.	68-100178-000	N.A. Plug Assembly w/Pin Contacts for Ball Accelerator Motor (172")
	68-100180-000	Plug Assembly w/Pin Contacts for Table Motor (106")
	68-100181-000	N.A. Plug Assembly w/Pin Contacts for Sweep Motor (87")
	68-100182-000	N.A. Plug Assembly w/Pin Contacts for Elevator Motor (64")

N.A. = No Longer Available

Rear Control Box and Plug Assembly with Pin Contacts Cable Assemblies - Silver Box



Rear Control Box Cable Assembly



Plug Assembly with Pin Contacts

Rear Control Box and Plug Assembly with Pin Contacts Cable Assemblies - Silver Box

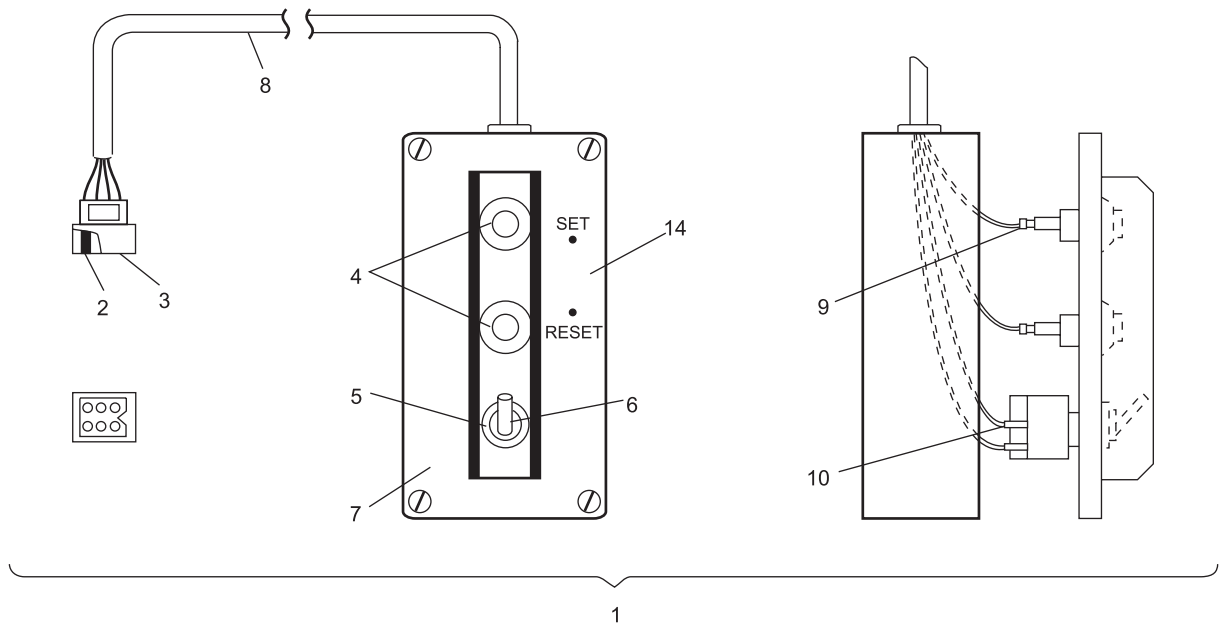
Index

No.	Part No.	Description
1.	47-243071-003	Rear Control Box w/Cable Assembly
2.	11-680107-000	N.A. Connector (6 Circuit)
3.	11-680302-000	N.A. Terminal
	57-860032-000	R.O. Terminal - Male (Pkg. of 10)
4.	11-615013-000	Push Button Switch
5.	N.A.	Grommet
6.	11-615515-000	Toggle Switch
7.	47-243072-004	N.A. Rear Control Box
	47-243071-000	R.O. Rear Control Box (Consolidated)
8.	68-100276-000	N.A. Rear Control Box Cable Assembly
9.	N.A.	Terminal
10.	N.A.	Connector
11.	11-697328-000	N.A. Connector
12.	N/A	Terminal
13.	47-192952-000	Foul & Optical Trigger Cable Assembly
14.	47-243070-004	Rear Control Plate
15.	11-680201-000	Connector
16.	11-680301-000	N.A. Terminal
	57-860031-000	R.O. Terminal - Female (Pkg. of 20)

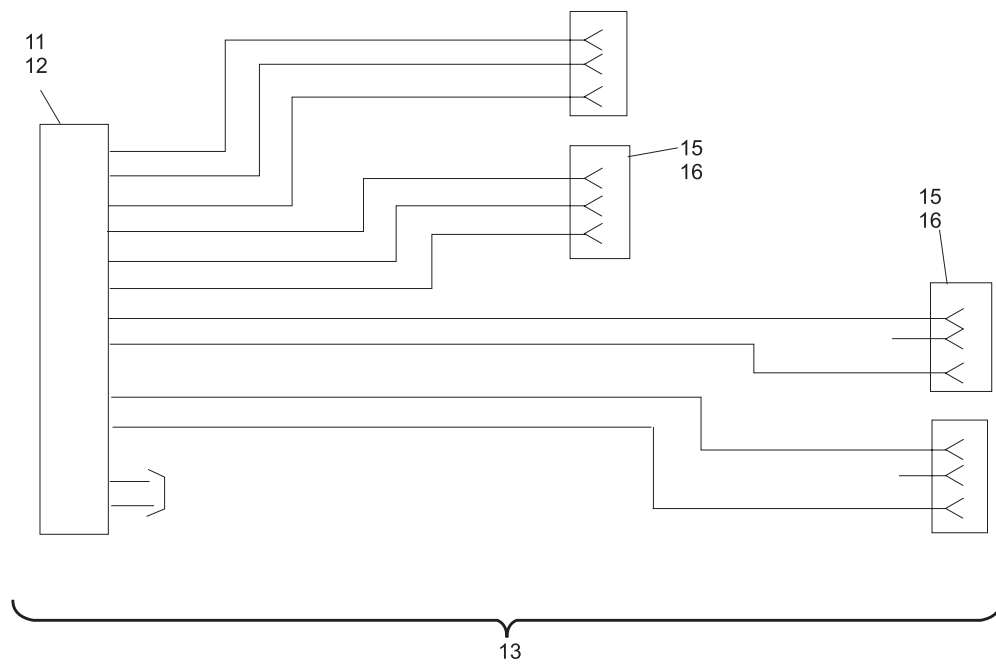
N.A. = No Longer Available

R.O. = Replacement Option

Rear Control Box and Foul & Optical Trigger Cable Assemblies - Universal Voltage Silver Box



Rear Control Box Cable Assembly



FOUL AND OPTICAL TRIGGER CABLE ASSEMBLY

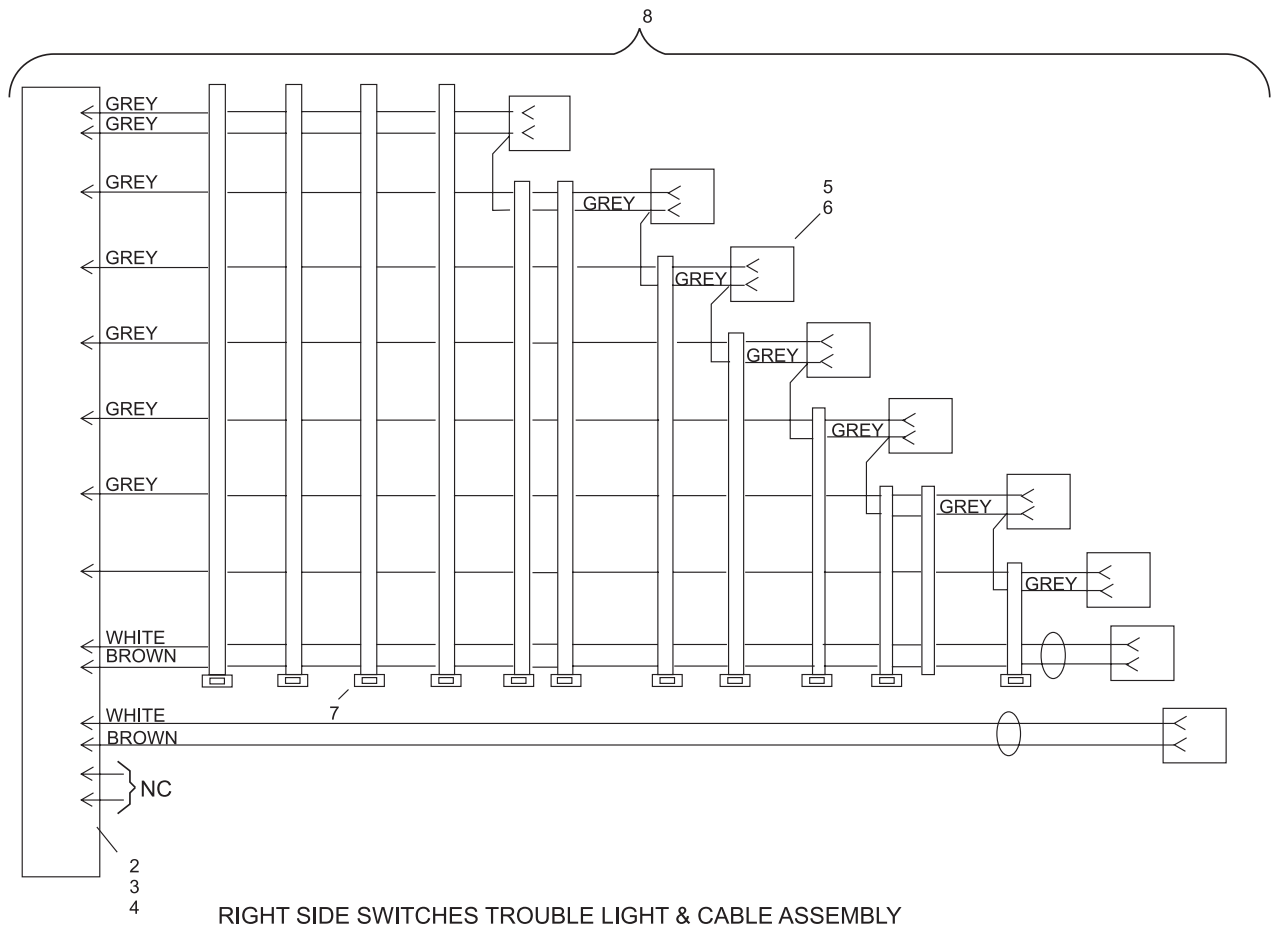
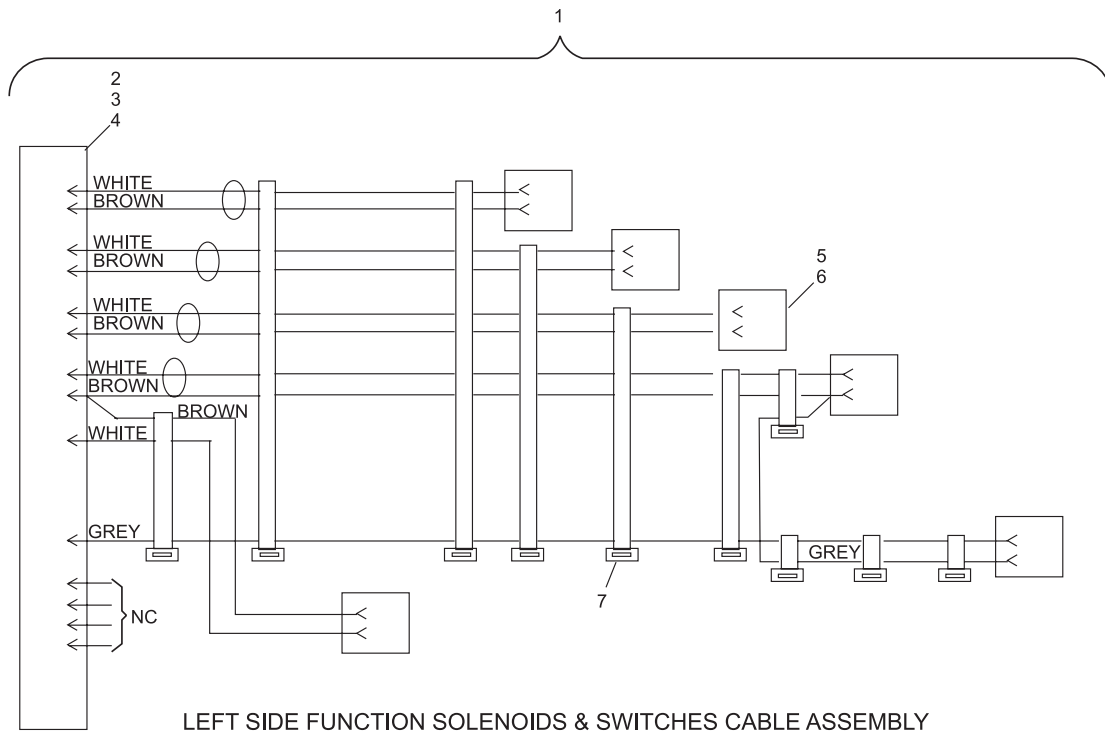
Rear Control Box and Foul & Optical Trigger Cable Assemblies - Universal Voltage Silver Box

Index

No.	Part No.	Description
1.	68-100384-000	L.H. Side Function Solenoid & Switches Cable Assembly - Universal
	68-100053-000	N.A. L.H. Side Function Solenoid & Switches Cable Assembly - Silver Box
2.	11-615080-000	N.A. Connector
3.	N.A.	Cable Clamp
4.	11-615101-000	Terminal
5.	11-680216-000	Connector
6.	11-680301-000	N.A. Terminal
	57-860031-000	R.O. Terminal - Female (Pkg. of 20)
7.	11-603108-000	N.A. Cable Tie (3-5/8")
8.	68-100385-000	N.A. R.H. Side Switches, Trouble Light & Ball Door Cable Assembly

N.A. = No Longer Available

**L.H.Side Function Solenoids & Switches and Side Switches,
R.H. Trouble Light & Ball Door Cable Assemblies - Universal Voltage Silver Box**




**L.H.Side Function Solenoids & Switches and Side Switches,
R.H. Trouble Light & Ball Door Cable Assemblies - Universal Voltage Silver Box**

Index

No.	Part No.		Description
1.	11-615075-000	N.A.	Connector
2.	11-615127-000		Cable Clamp
3.	11-615102-000	N.A.	Contact
4.	68-100051-000		Setting Table Cable Assembly Complete (both female ends)

N.A. = No Longer Available



SETTING TABLE CABLE ASSEMBLY

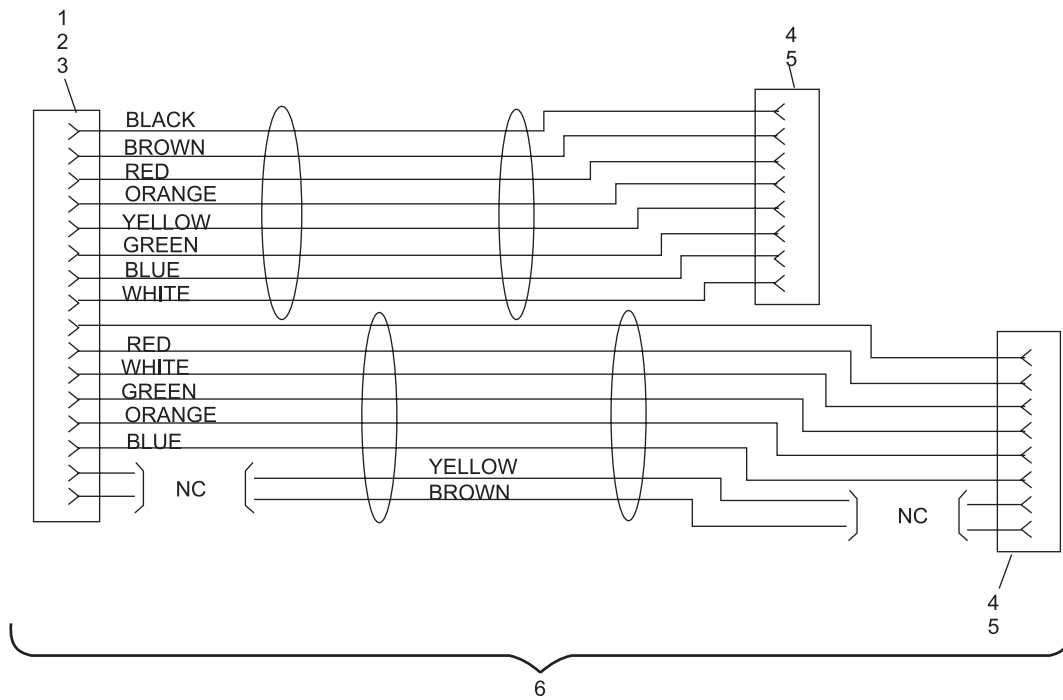
Setting Table Cable Assembly - Silver Box

Index

No.	Part No.		Description
1.	N.A.		Connector
2.	11-615127-000		Cable Clamp
3.	11-615102-000	N.A.	Contact
4.	11-697208-000	N.A.	Connector
5.	11-680322-000	N.A.	Terminal
	57-860042-000	R.O.	Terminal - Female (Pkg. of 20)
6.	N.A.		Gamesetter Power & Peripheral Control Cable Assembly

N.A. = No Longer Available

**Gamesetter Power & Peripheral Control
Cable Assembly - Silver Box**



GAMESETTER POWER & PERIPHERAL CABLE ASSEMBLY

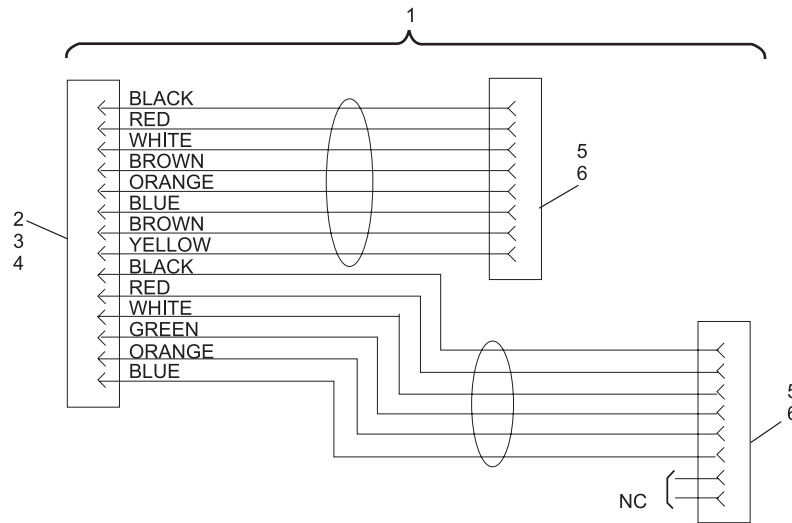
Gamesetter Power & Peripheral Control Cable Assembly - Silver Box

Index

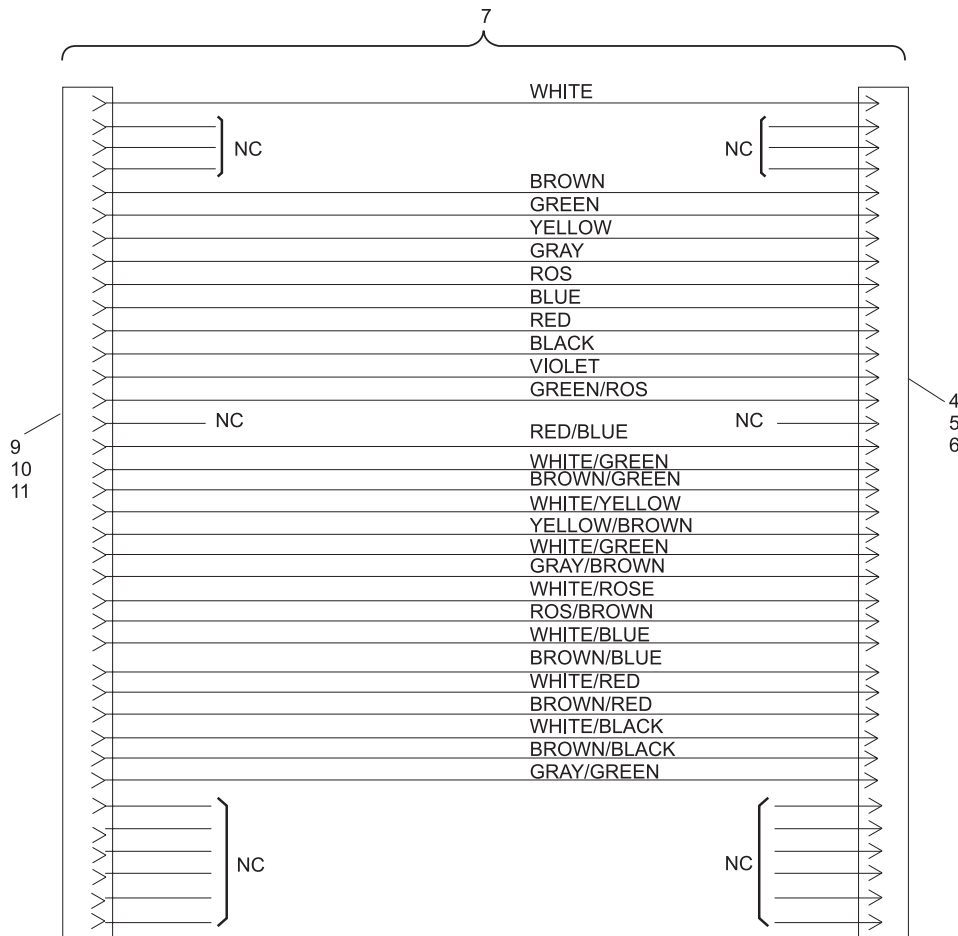
No.	Part No.		Description
1.	68-100193-000		Gamesetter Power & Peripheral Control Cable Assembly
2.	11-615080-000	N.A.	Connector
3.	N.A.		Cable Clamp
4.	11-615101-000		Terminal
5.	11-697208-000	N.A.	Connector
6.	11-680322-000	N.A.	Socket Terminal
	57-860042-000	R.O.	Terminal - Female (Pkg. of 20)
7.	47-243069-004		Setting Table Cable Assembly (male and female ends)
8.	11-703529-000	N.A.	Connector
9.	11-615127-000		Cable Clamp
10.	11-615075-000	N.A.	Connector
11.	11-615102-000		Terminal

N.A. = No Longer Available

**Gamesetter Power & Peripheral Control
and Setting Table Cable Assemblies - Universal Voltage Silver Box**



GAMESETTER POWER & PERIPHERAL CONTROL CABLE ASSEMBLY



SETTING TABLE CABLE ASSEMBLY

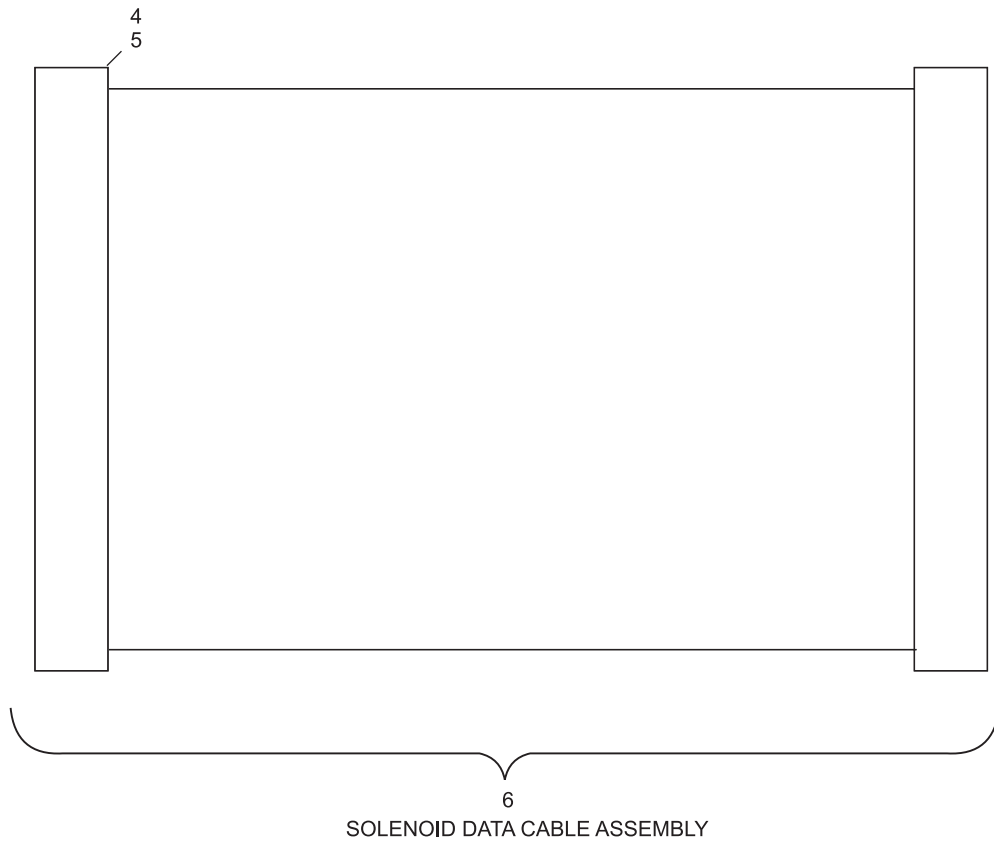
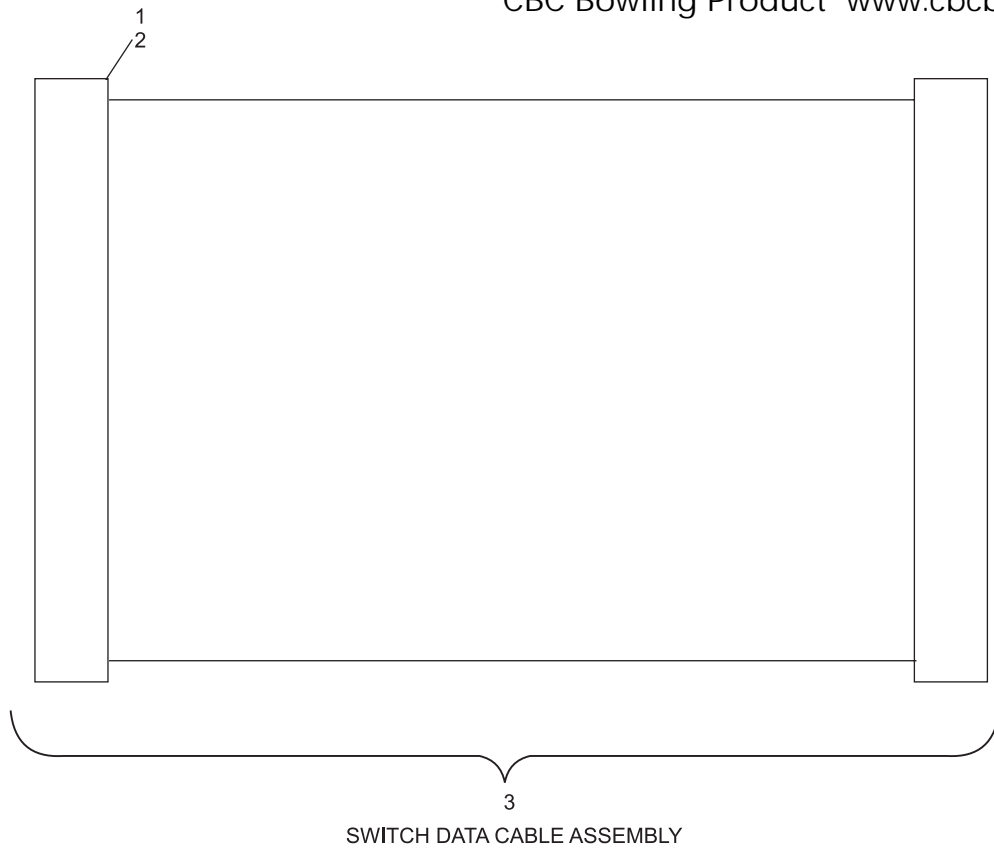
Gamesetter Power & Peripheral Control and Setting Table Cable Assemblies - Universal Voltage Silver Box

Index

No.	Part No.		Description
1.	11-697327-000	N.A.	Connector
2.	11-697321-000	N.A.	Connector
3.	68-100044-000	N.A.	Switch Data Cable Assembly (lane 1)
	68-100158-000	N.A.	Switch Data Cable Assembly (lane 2)
4.	N.A.		Connector
5.	N.A.		Connector
6.	68-100046-000		Solenoid Data Cable Assembly (lane 1)
	68-100157-000	N.A.	Solenoid Data Cable Assembly (lane 2)

N.A. = Not Available

**Switch Data and Solenoid Data Cable Assemblies - Silver Box
and Universal Voltage Silver Box**



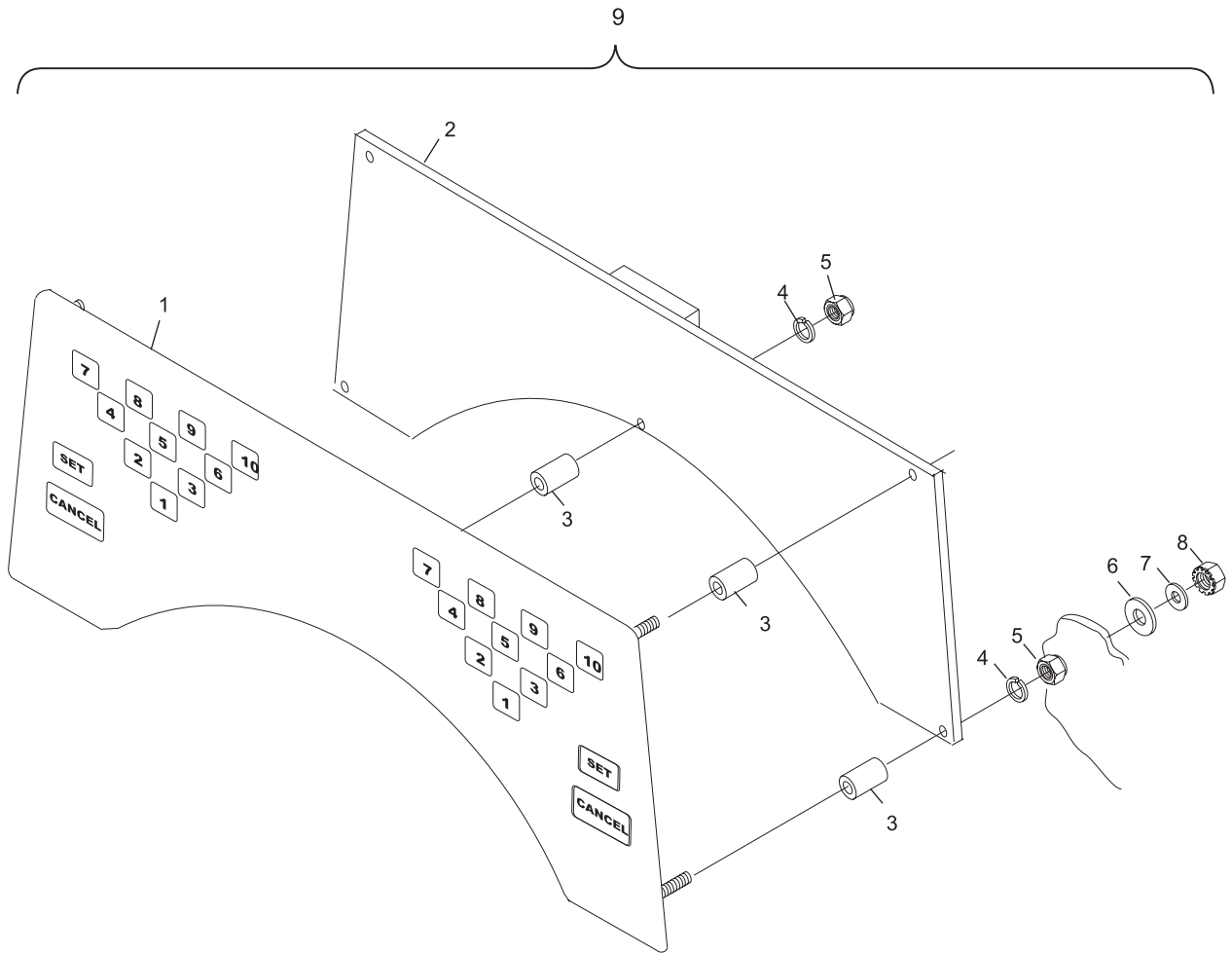
**Switch Data and Solenoid Data Cable Assemblies - Silver Box
and Universal Voltage Silver Box**

Index

No.	Part No.	Description
1.	47-862733-000	Butterfly Board Complete (Brunswick Rapid Exchange)
2.	47-862734-000	N.A. Player Control PCB Pkg. (Brunswick Rapid Exchange)
3.	11-185276-000	N.A. Round Spacer
4.	11-192011-000	Flat Washer
5.	11-125003-001	Hex Nut
6.	N.A.	Rubber Washer
7.	11-190004-001	Flat Washer
8.	11-176007-001	Keps Nut w/Lockwasher

N.A. = No Longer Available

Player Control Station - Silver Box and Universal Voltage Silver Box

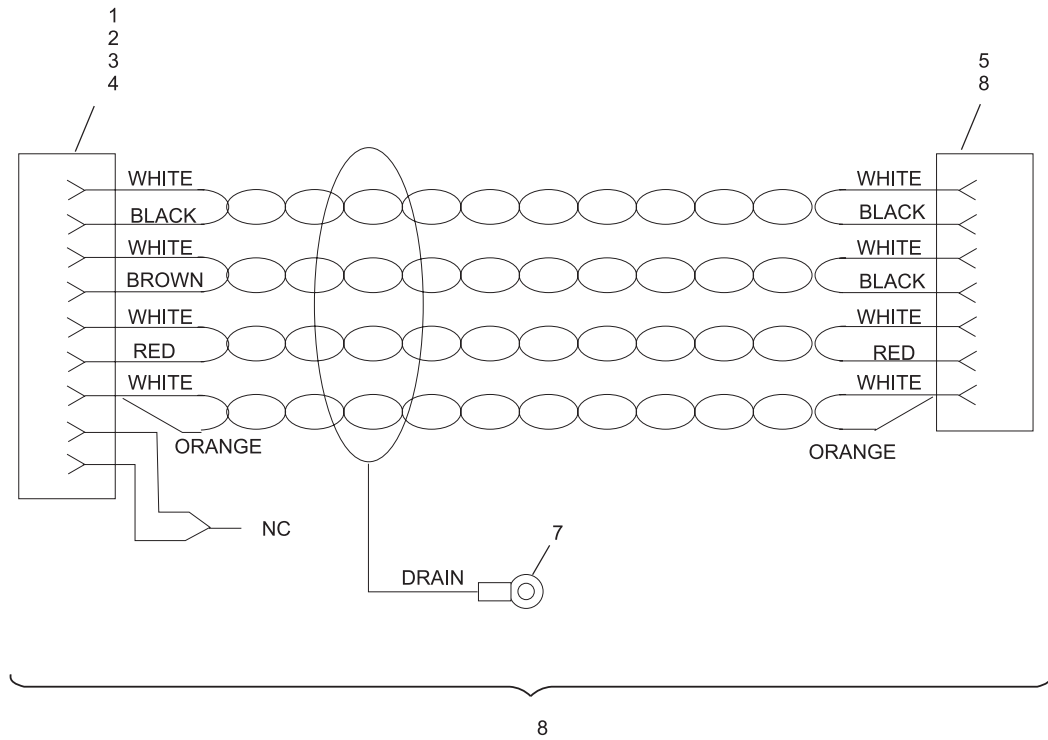


Player Control Station - Silver Box and Universal Voltage Silver Box

Index

No.	Part No.		Description
1.	11-680985-000	N.A.	Connector
2.	11-680996-000	N.A.	Metal Shield Cover
3.	11-680981-000		Pin
4.	11-680988-000	N.A.	Screw Retainer Kit
5.	11-680326-000		Terminal
6.	11-697611-000		Connector
7.	11-612006-000		Terminal
8.	68-100050-000	N.A.	Player Control Station Cable Assembly
9.	11-680116-000		Connector
10.	11-680302-000	N.A.	Terminal
	57-860032-000	R.O.	Terminal - Male (Pkg. of 10)
11.	11-680117-000		Connector
12.	68-100061-000	N.A.	Ball Lift Control Cable Assembly

**Player Control Station and Ball Lift
Control Cable Assemblies - Silver Box and Universal Voltage Silver Box**



PLAYER CONTROL STATION CABLE ASSEMBLY



BALL LIFT CONTROL CABLE ASSEMBLY

Player Control Station and Ball Lift Control Cable Assemblies - Silver Box and Universal Voltage Silver Box

Index

No.	Part No.	Description
1.	**57-214920-000	N.A. Reflector and Bracket Assembly
2.	57-214921-000	N.A. Ball Detector Assembly
	99-080220-004	N.A. Ball Detector Assembly
	99-086293-000	R.O. Pkg. Ball Detect Complete w/Bracket & Hardware
3.	**57-214901-000	N.A. Bracket
4.	17-600771-000	N.A. Reflector and Housing Assembly
5.	11-190004-001	Flat Washer (#8)
6.	11-195008-001	Lockwasher (#8)
7.	11-012308-001	Pan Hd. Machine Screw (#8-32 x 3/8")
8.	**17-600770-000	N.A. Reflector Housing
9.	17-600773-000	N.A. Plate
10.	53-600101-000	Reflector
11.	11-013007-001	N.A. Sltd. Pan Hd. Machine Screw (#4-40 x 9/16")
12.	11-195004-001	N.A. Lockwasher (#4)
13.	11-125000-001	Hex Nut (#4)
14.	11-082092-001	N.A. Self Tapping Screw (#10 x 1/2")
15.	11-195010-001	Lockwasher (#10)
16.	11-190006-001	Flat Washer (#10)
17.	N.A.	Wood Screw (#10 x 3/4")
18.	57-214900-000	Mounting Bracket
19.	11-013060-001	Pan Hd. Machine Screw (#8-32 x 1/2")
20.	11-086307-001	Sltd. Flat Hd. Machine Screw (#4 x 1")
21.	57-214904-000	N.A. Photo Cell & Cable Assembly
	99-080194-004	N.A. Photo Cell & Cable Assembly
	99-086292-000	R.O. Pkg. Ball Detect Single Unit w/Hardware
22.	99-080186-003	Housing
23.	99-080180-004	Compression Spring
24.	11-680101-000	Connector
25.	11-680302-000	N.A. Terminal
	57-860032-000	R.O. Terminal - Male (Pkg. of 10)
26.	47-223102-004	N.A. Reflector
	47-225846-004	R.O. Reflector
27.	11-054780-000	N.A. Slotted Pan Hd. Self Tapping Screw (4.2mm x 16mm)
28.	99-200212-004	Reflector Bracket
29.	99-200222-004	Reflector and Bracket Assembly
30.	47-225846-004	Reflector Tape
31.	*57-860507-000	Reflector and hardware Pkg. (includes Index Nos. 1, 3 & 8)

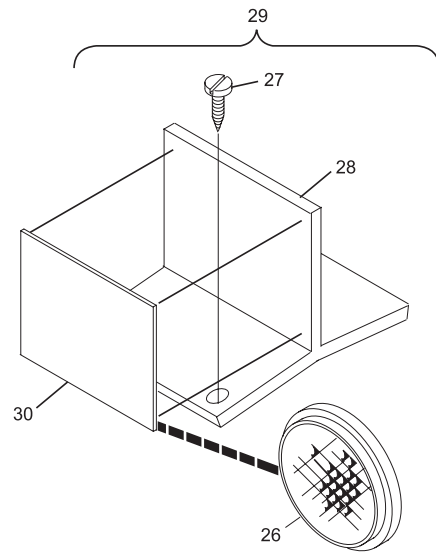
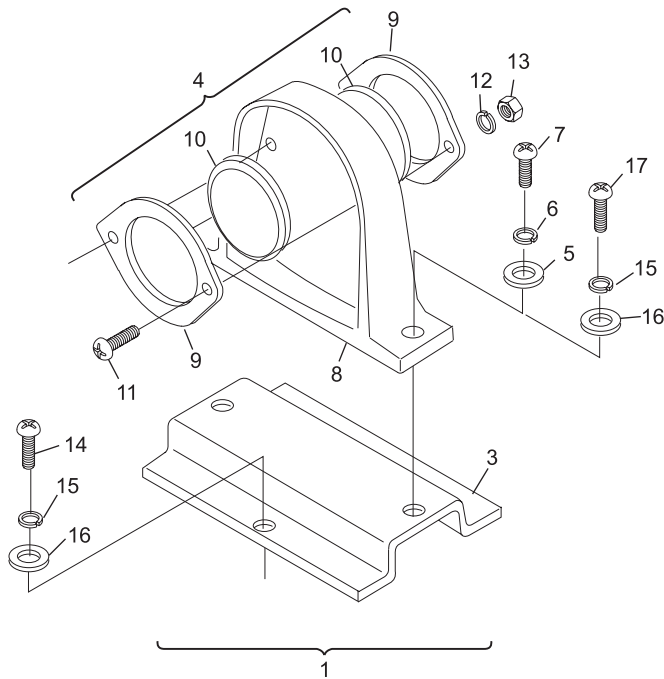
N.A. = No Longer Available

R.O. = Replacement Option

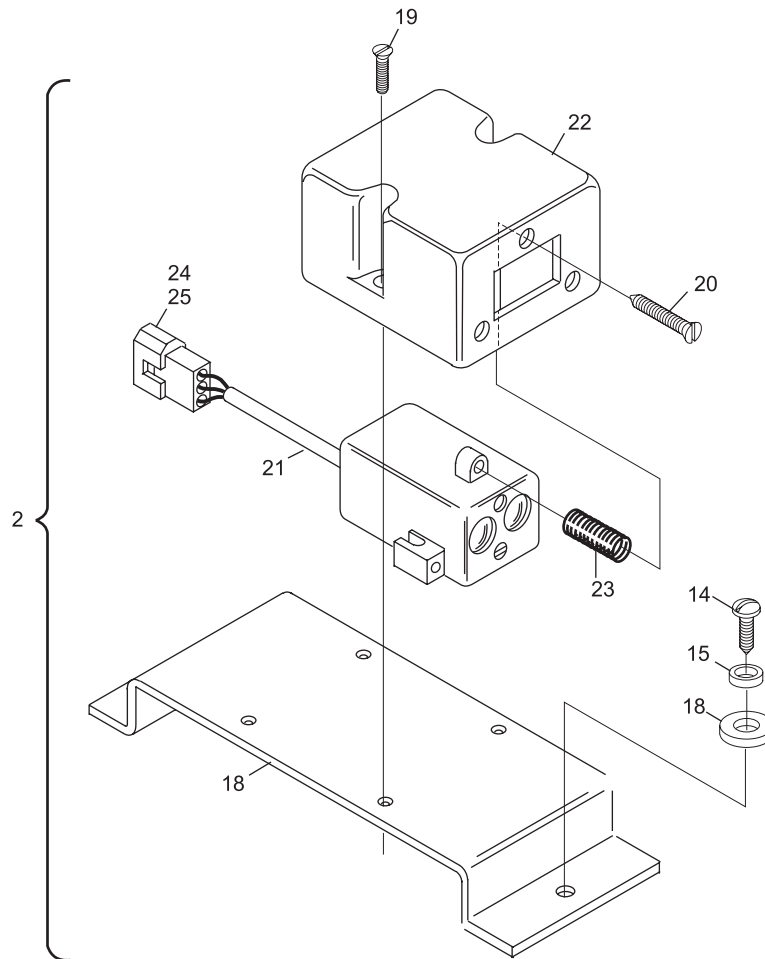
* = Not Illustrated

** Use replacement option 57-860507-000 Reflector and Hardware Pkg. (see index No. 31 for ordering)

Reflector and Ball Detector Assemblies - Silver Box and Universal Voltage Silver Box



FOR UNITS SO EQUIPPED



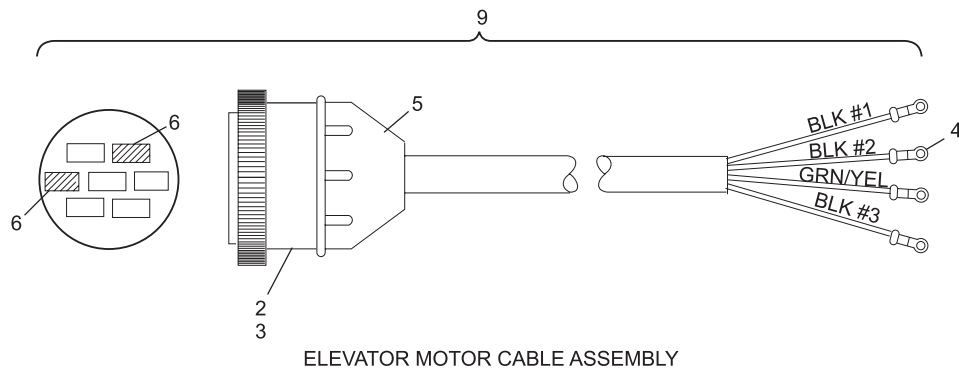
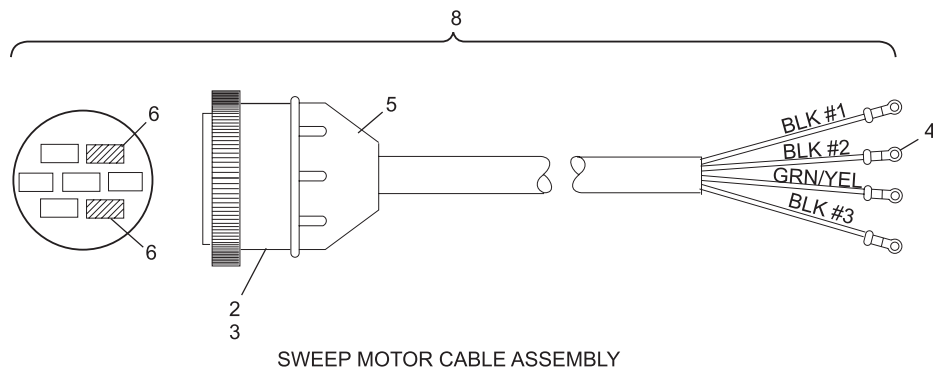
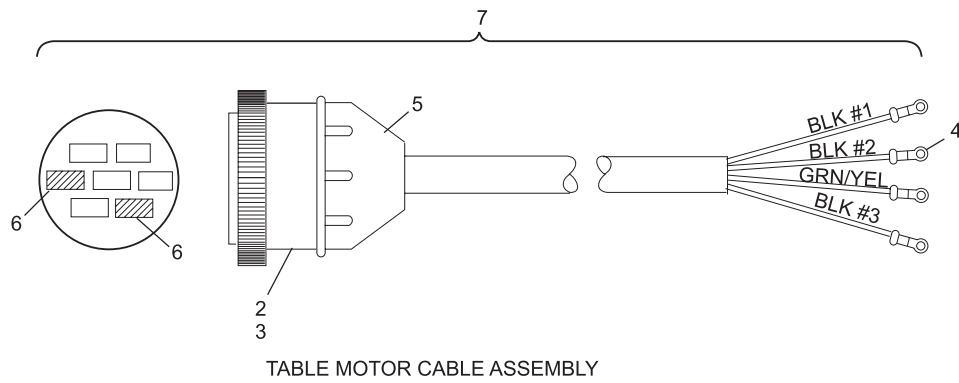
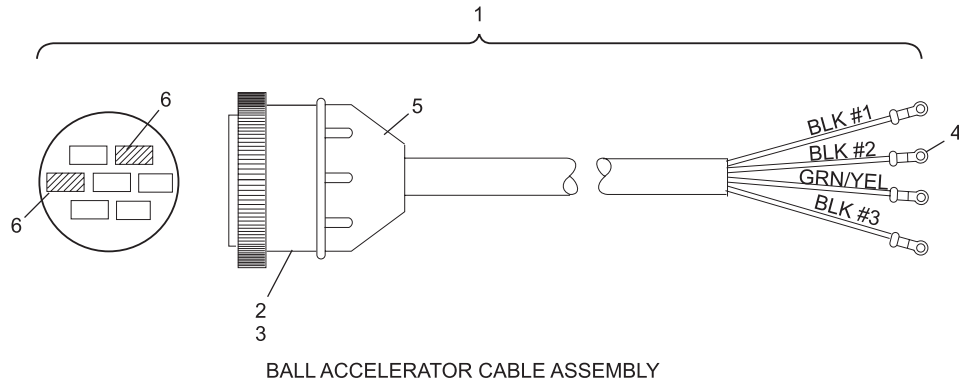
Reflector and Ball Detector Assemblies - Silver Box and Universal Voltage Silver Box

Index

No.	Part No.		Description
1.	68-100192-000	N.A.	Ball Accelerator Motor Cable Assembly
2.	11-615079-000	N.A.	Connector
3.	11-612577-000		Terminal
4.	11-612012-000	N.A.	Terminal
5.	11-615127-000		Cable Clamp
6.	11-614452-000	N.A.	Keying Plug
7.	68-100379-000		Table Motor Cable Assembly
8.	68-100380-000		Sweep Motor Cable Assembly
9.	68-100381-000		Elevator Motor Cable Assembly

N.A. = No Longer Available

**Ball Accelerator, Table, Sweep and Elevator Motor
Cable Assemblies - Universal Voltage Silver Box**



Ball Accelerator, Table, Sweep and Elevator Motor Cable Assemblies - Universal Voltage Silver Box

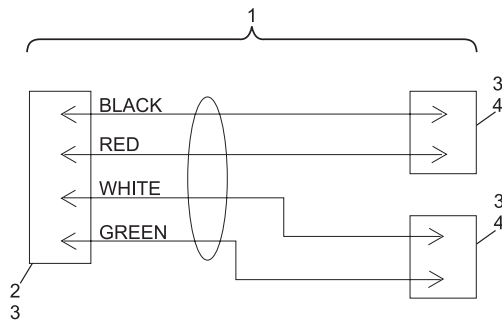
Index

No.	Part No.	Description
1.	N.A.	L.H. Ball Rack Reset Cable Assembly
2.	11-680105-000	N.A. Connector
3.	11-680302-000	N.A. Terminal
	57-860032-000	R.O. Terminal - Male (Pkg. of 10)
4.	11-680116-000	Connector
5.	68-100199-000	N.A. R.H. Ball Rack Reset Cable Assembly
6.	11-680301-000	N.A. Terminal
	57-860031-000	R.O. Terminal - Female (Pkg. of 20)
7.	*N.A.	L.H. High Voltage Box to Common Box
8.	11-680101-000	Connector Plug
9.	68-100383-000	R.H. High Voltage Box to Common Box
10.	68-100387-000	Power Adapter Cable Assembly
11.	11-615081-000	N.A. Connector
12.	11-612576-000	Terminal
13.	11-615127-000	Cable Clamp
14.	11-680028-000	N.A. Connector
15.	11-680027-000	N.A. Connector

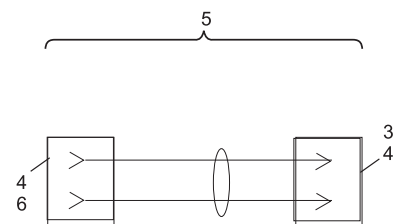
N.A. = No Longer Available

* Not Illustrated

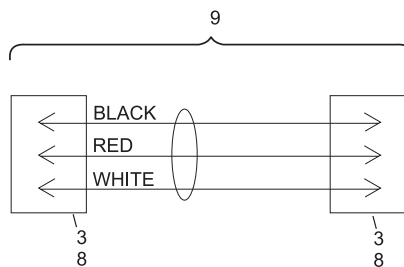
**Ball Rack Reset, High Voltage to Common Box
and Power Adapter Cable Assemblies - Universal Voltage Silver Box**



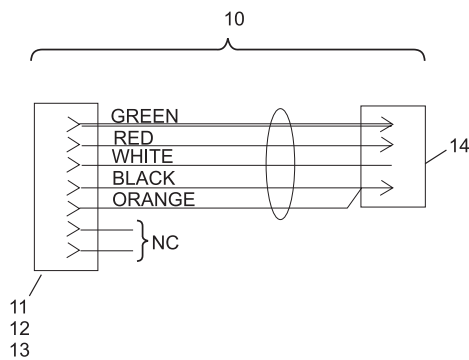
BALL RACK RESET CABLE ASSEMBLY
LEFT MACHINE



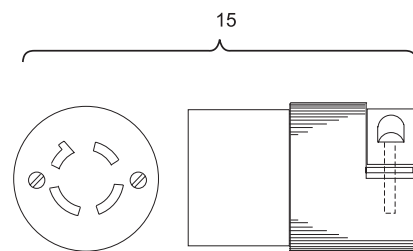
BALL RACK RESET CABLE ASSEMBLY
RIGHT MACHINE



HIGH VOLTAGE TO COMMON BOX CABLE ASSEMBLY
RIGHT HAND AND LEFT HAND MACHINES



POWER ADAPTER CABLE ASSEMBLY



TWIST LOCK CONNECTOR BODY

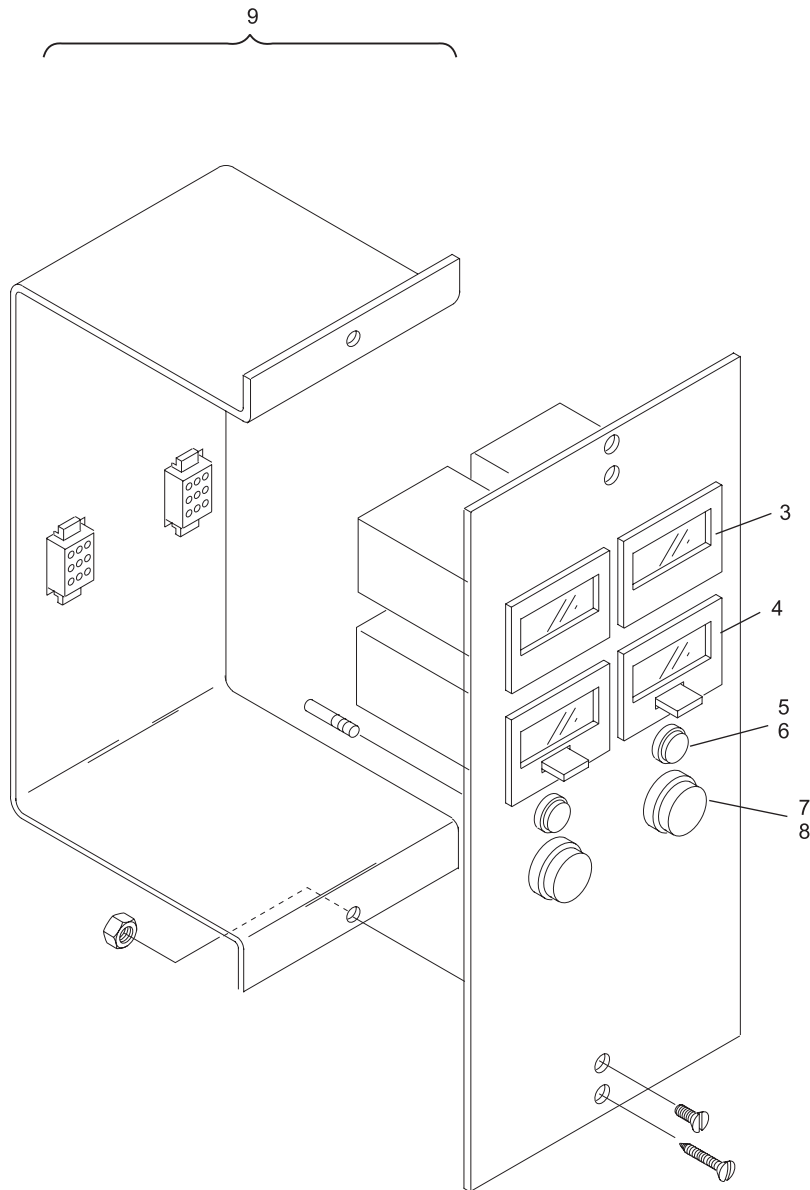
Ball Rack Reset, High Voltage to Common Box and Power Adapter Cable Assemblies - Universal Voltage Silver Box

Index

No.	Part No.		Description
1.	11-680106-000	N.A.	Connector
2.	11-680302-000	N.A.	Terminal
	57-860032-000		R.O. Terminal - Male (Pkg. of 10)
3.	47-223093-000		Counter (non-resettable)
4.	47-223094-000		Counter (resettable)
5.	47-223095-000		Failure Lamp Assembly
6.	47-223096-000		Failure Lamp Bulb
7.	47-223097-000		Push Button Assembly w/Lamp
8.	47-223098-000		On-Off Lamp
9.	N.A		Manager's Control Assembly Complete

N.A. = No Longer Available.

**Manager's Control Box -
Silver Box Electrical and Universal Voltage Silver Box**



**Manager's Control Box -
Silver Box Electrical and Universal Voltage Silver Box**

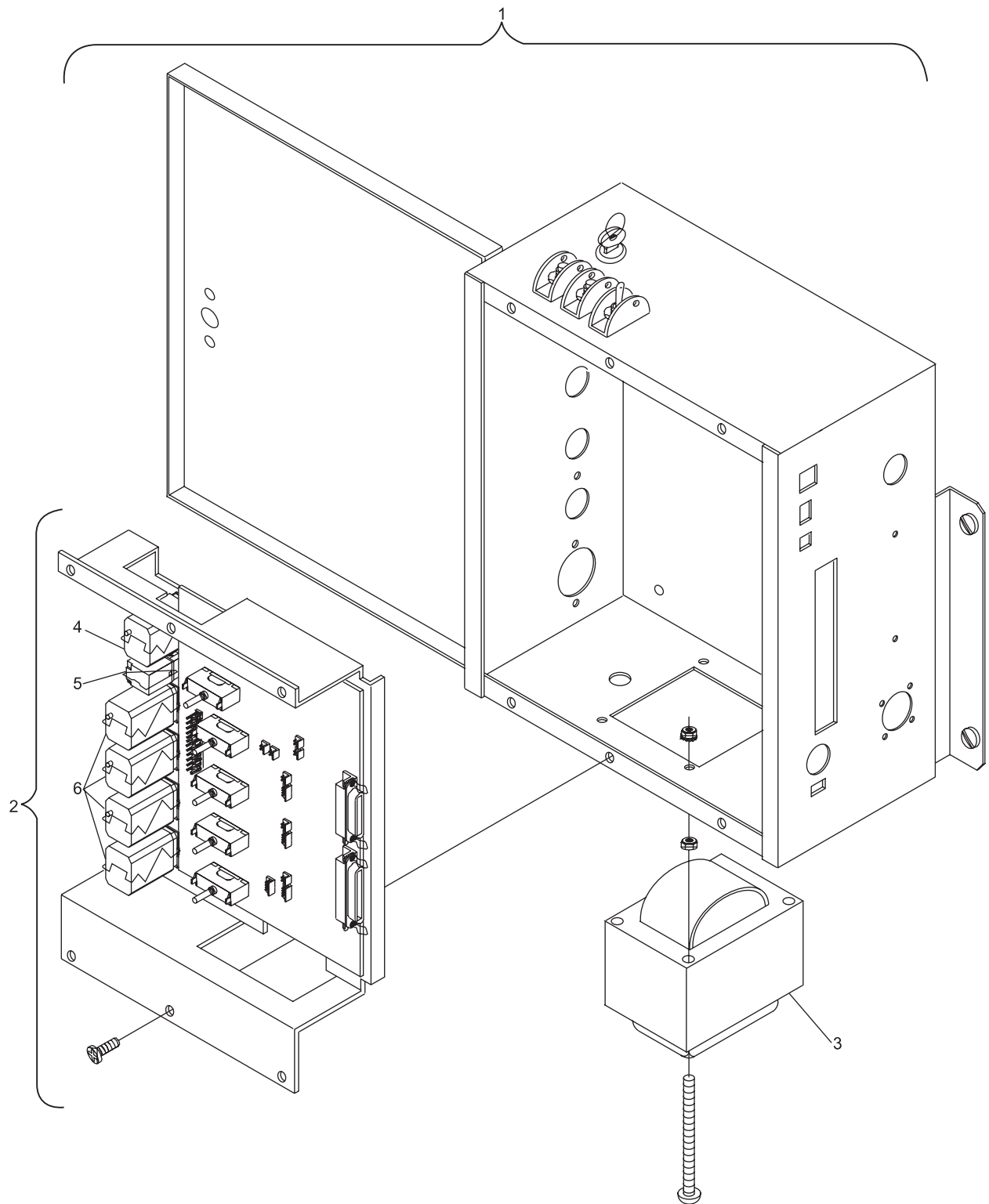
Index

No.	Part No.	Description
1.	N.A.	L.H. Side Function Solenoid & Switches Cable Assembly - Universal High Voltage Box Assembly
2.	N.A.	Chassis Assembly
3.	47-162856-000	N.A. Transformer Assembly
4.	N.A.	Relay Only
5.	N.A.	Relay Only
6.	N.A.	Relay Only

N.A. = No Longer Available

N.A.

High Voltage Box - Silver Box



N.A.
High Voltage Box - Silver Box

Index

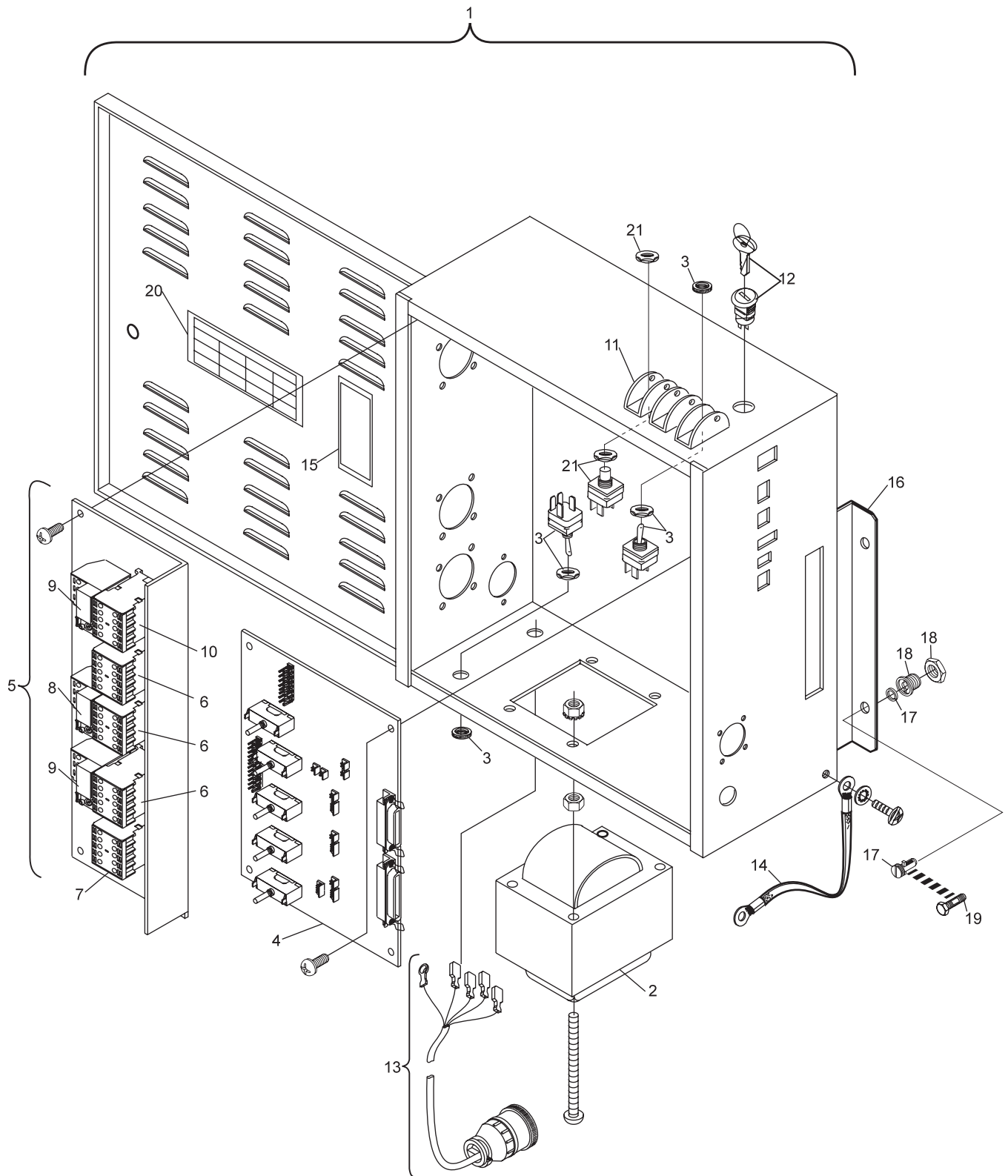
No.	Part No.		Description
1.	47-862712-000	N.A.	High Voltage Box Assembly
2.	47-162939-000		Transformer Assembly
3.	11-615515-000		Toggle Switch
4.	47-862502-000	N.A.	PCB Assembly - Note: <i>Electronic Repair Center services this item as part number 47-162839-800.</i>
5.	47-162942-000	N.A.	Power Panel Assembly
6.	11-671513-000		Contactor
7.	11-671514-000		Relay Contactor
8.	11-671531-000	N.A.	Relay
	11-671003-000	R.O.	Overload Relay
9.	11-671532-000	N.A.	Relay
10.	11-671521-000	N.A.	Relay Contactor
11.	12-502527-000	N.A.	Switch Guard
12.	47-162821-000	N.A.	Keyswitch Assembly
13.	47-162937-000	N.A.	Power Cord Assembly
14.	68-100273-000		Ground Cable Assembly
15.	N.A.		Label "Copyright"
16.	47-162514-000	N.A.	Mounting Bracket
17.	11-601800-000	N.A.	Quick Lock Stud w/Locking Ring
18.	11-601850-000	N.A.	Quick Lock Receptacle w/Locknut
19.	*N.A.		Hex Head Flange Bolt w/Nylon Patch
20.	47-162600-000	N.A.	Label "Overload Breaker Adjustment"
21.	11-615013-000		Momentary Switch

N.A. = No Longer Available

R.O. = Replacement Option

* Replaces index nos. #18 and #17.

High Voltage Box - Universal Voltage Silver Box



High Voltage Box - Universal Voltage Silver Box

Index			
No.	Part No.		Description
1.	47-862711-401	N.A.	Gamesetter Box Assembly Complete w/Smart Shark
	47-862708-402	N.A.	Gamesetter Box Assembly
2.	*N./A.		Smart Shark CPU PCB Assembly (Brunswick Rapid Exchange)
	47-862782-402	N.A.	Silver Box CPU PCB Assembly (Brunswick Rapid Exchange)
3.	47-862801-000	N.A.	I/O PCB Assembly - Universal Voltage Silver Box
	47-862785-000		I/O PCB Assembly - Silver Box
4.	47-142833-000	N.A.	Keyswitch Assembly
	47-862503-000	R.O.	Key Switch Assembly
5.	47-142830-000	N.A.	Switch Assembly
6.	11-652052-000	N.A.	Rubber Washer (3/16)
7.	11-601800-000	N.A.	Quick Lock Stud w/Locking Ring
8.	47-142832-000	N.A.	Ribbon Cable Assembly
9.	11-679604-000	N.A.	Vibration Insulator
10.	12-502527-000	N.A.	Switch Guard
11.	N.A.		Label "Software Revision"
12.	11-601850-000	N.A.	Quick Lock Receptacle w/Locknut
13.	**N.A.		Hex Head Flange Bolt w/nylon Patch

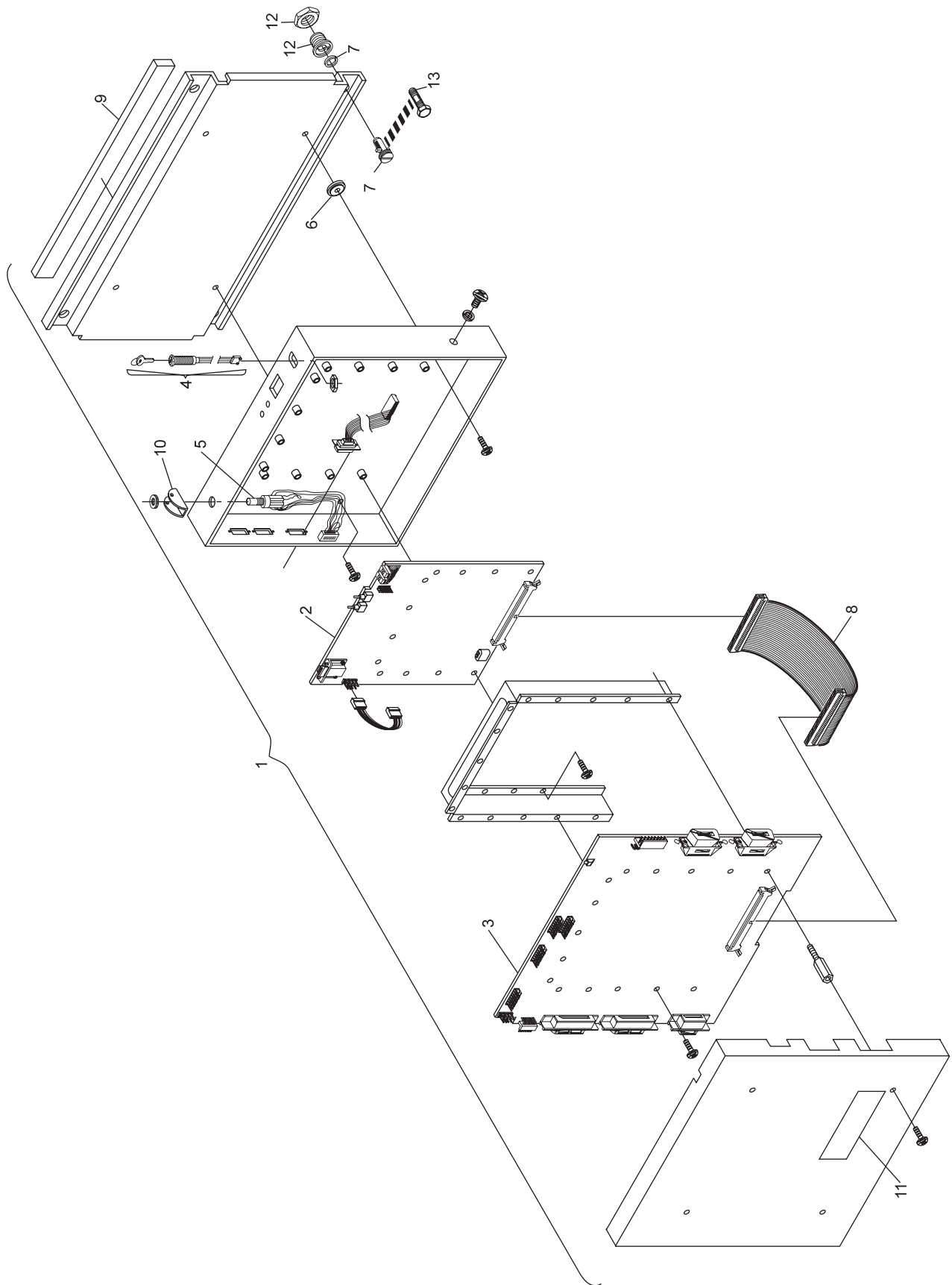
N.A. = No Longer Available

R.O. = Replacement Option

* Remove EPROM and Replace with Existing Software If Not Smart Shark.

** Replaces index nos. 7 and 12.

Gamesetter Box - Silver Box and Universal Voltage Silver Box

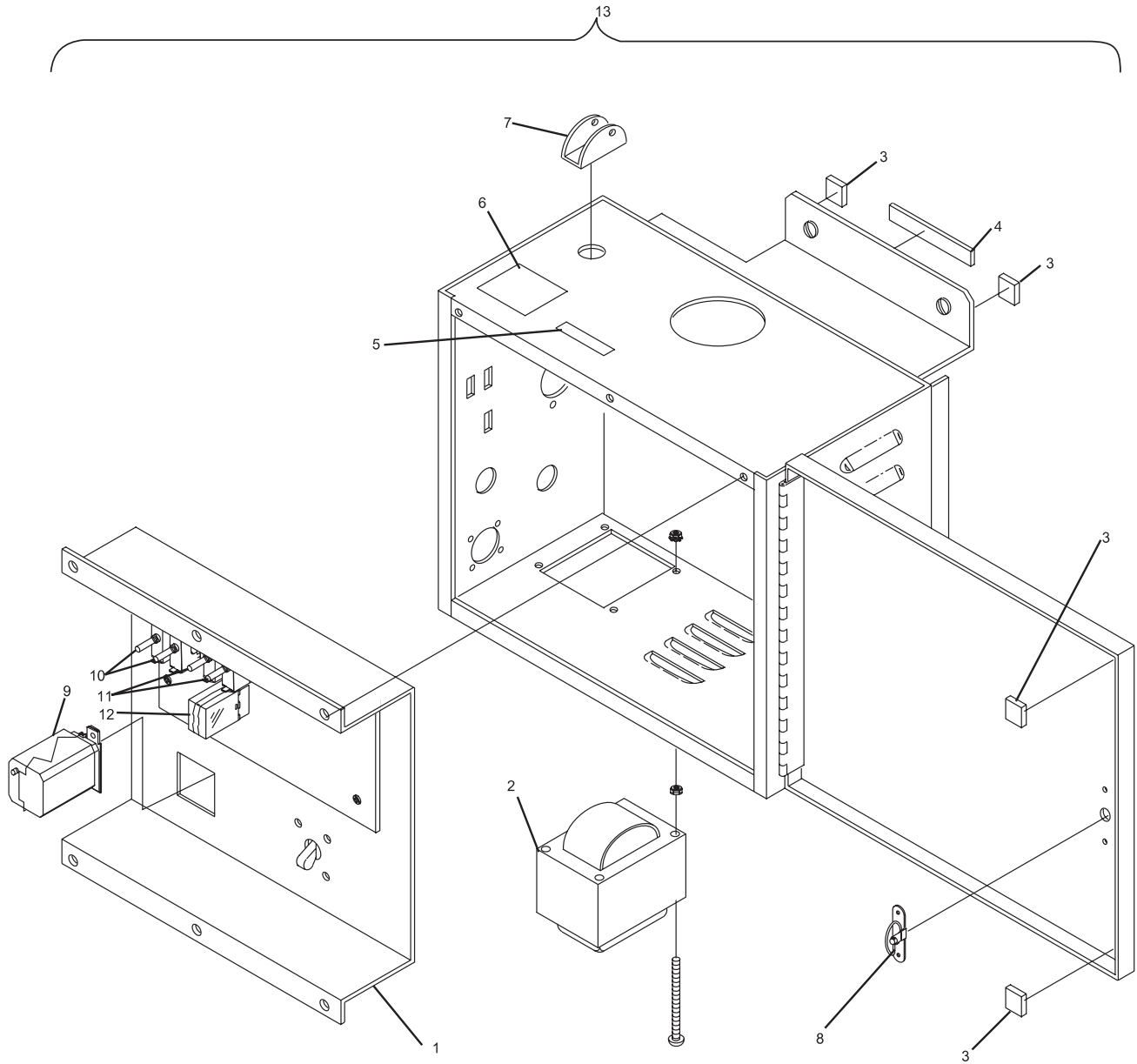


Gamesetter Box - Silver Box and Universal Voltage Silver Box

Index

No.	Part No.		Description
1.	N.A.		Chassis Assembly
2.	47-172844-000	N.A.	Transformer Assembly
3.	N.A.		Vibration Insulator
4.	11-679603-000	N.A.	Vibration Insulator
5.	10-900901-000	N.A.	Label "Patent Pending"
6.	47-172523-000	N.A.	Label "Serial Number"
7.	12-502527-000	N.A.	Switch Guard
8.	57-214276-007		Fastener
9.	11-696609-000		Push Button Relay (24V)
10.	11-696630-000	N.A.	Circuit Breaker
11.	11-696628-000		Circuit Breaker
12.	11-696610-000	N.A.	Relay
13.	47-862707-000	N.A.	Common Box Assembly (Brunswick Rapid Exchange)

N.A.= No Longer Available



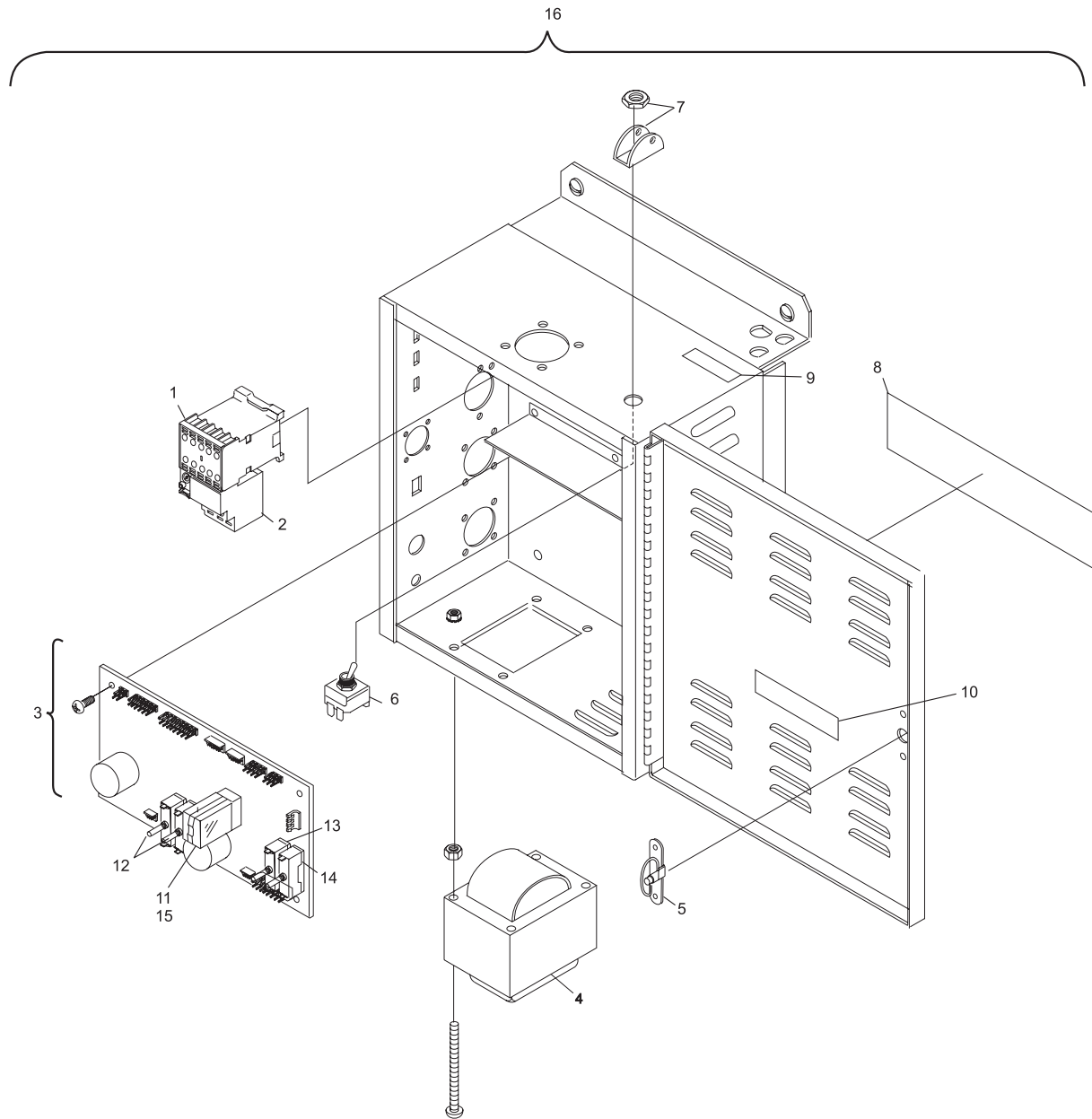
Common Box - Silver Box

Index

No.	Part No.		Description
1.	11-671513-000		Contactator
2.	11-671532-000	N.A.	Relay
	11-671002-000	R.O.	Overload Relay
3.	47-862783-000		PCB Assembly
4.	47-172912-000		Transformer Assembly
5.	57-214276-007		Spring Latch
6.	11-615510-000	N.A.	Toggle Switch
7.	12-502527-000	N.A.	Switch Guard
8.	N.A.		Label "Model GS-10"
9.	N.A.		Label "U.L."
10.	N.A.		Label "Overload Breaker Adjustment"
11.	11-696610-000	N.A.	Relay
12.	11-696628-000		Circuit Breaker
13.	11-696630-000	N.A.	Circuit Breaker
14.	11-696626-000	N.A.	Circuit Breaker
15.	11-696678-000	N.A.	Relay Mounting Clip
16.	47-862745-000	N.A.	Common Box Assembly (Brunswick Rapid Exchange)

N.A. = No Longer Available

R.O. = Replacement Option



Common Box - Universal Voltage Silver Box

Intentionally Blank Page

Section L

RED BOX ELECTRICAL

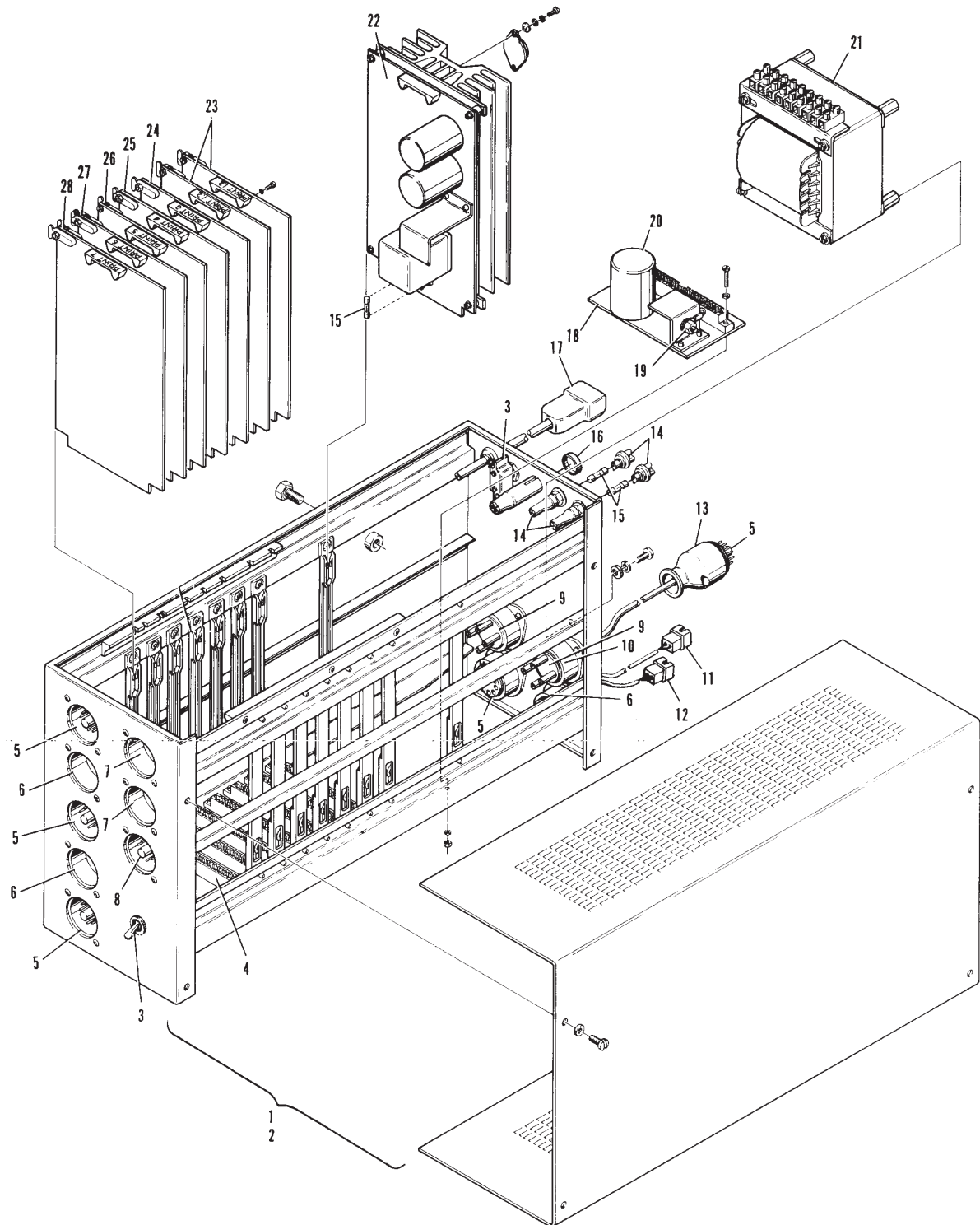
Index

No.	Part No.		Description
1.	*47-200471-002	N.A.	Low Voltage Box Assembly Complete
2.	*47-203137-000	N.A.	Low Voltage Box Assembly w/o PCBs
3.	N.A.		Toggle Switch
4.	N.A.		PCB Socket
5.	47-223105-000	N.A.	Amphenol Plug (11 position)
6.	N.A.		Amphenol Socket (11 position)
7.	47-203139-000	N.A.	Amphenol Socket (6 position)
8.	47-213135-000	N.A.	Amphenol Plug (8 position)
9.	N.A.		Amphenol Plug (4 position)
10.	N.A.		Amphenol Plug Support
11.	N.A.		Amphenol Receptacle w/Contacts for B-2000
12.	47-242940-003	N.A.	Cable w/Molex Socket
13.	47-223108-000	N.A.	Amphenol Cap
14.	N.A.		Fuse Holder
15.	47-203141-000	N.A.	Fuse
16.	N.A.		Signal Lamp
17.	N.A.		Line Plug
18.	47-203005-003	N.A.	PCB Number 9 Assembly
19.	N.A.		Diode
20.	N.A.		Capacitor
21.	46-200582-004	N.A.	Transformer
22.	45-200107-004		PCB number 8 (power supply)
23.	47-200431-002	N.A.	PCB numbers 1 & 2
24.	47-200432-002		PCB number 3
25.	47-200433-002		PCB number 4
26.	47-200434-002		PCB number 5
27.	47-200435-002		PCB number 6
28.	47-200436-002		PCB number 7

N.A. = No Longer Available

* With cables for B-2000 and AS-80, Position 7.

Low Voltage Electrical Box



Low Voltage Electrical Box

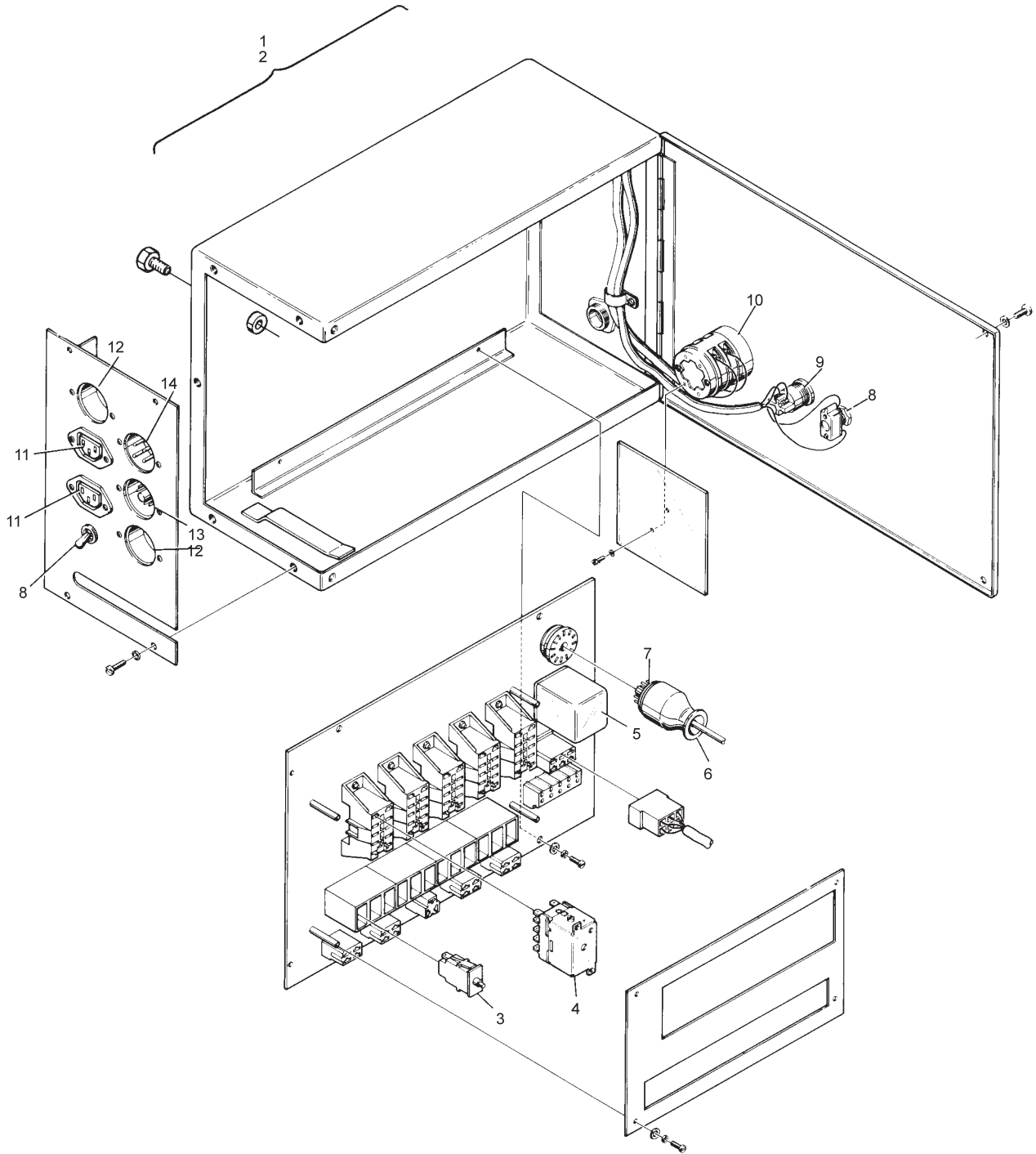
Index

No.	Part No.	Description
1.	47-210475-002	N.A. High Voltage Box Assembly Complete (380V)
2.	47-213122-000	N.A. High Voltage Box Assembly Complete (220V)
3.	47-213123-000	N.A. Overload Breaker (1.0 Amp)
	47-213124-000	N.A. Overload Breaker (1.5 Amp)
	47-213125-000	N.A. Overload Breaker (1.8 Amp)
	47-213126-000	N.A. Overload Breaker (2.0 Amp)
	47-213127-000	N.A. Overload Breaker (2.5 Amp)
	47-213128-000	N.A. Overload Breaker (3.5 Amp)
4.	47-213129-000	N.A. Contactor
5.	47-213130-000	S.O. Relay
6.	47-223108-000	N.A. Amphenol Cap
7.	47-223105-000	N.A. Connector
8.	N.A.	Toggle Switch
9.	47-213132-000	N.A. Push Button
10.	47-213133-000	N.A. Main Switch
11.	N.A.	Line Socket
12.	N.A.	Connector
13.	N.A.	Connector
14.	N.A.	Connector

N.A. = No Longer Available

S.O. = Special Order

High Voltage Electrical Box

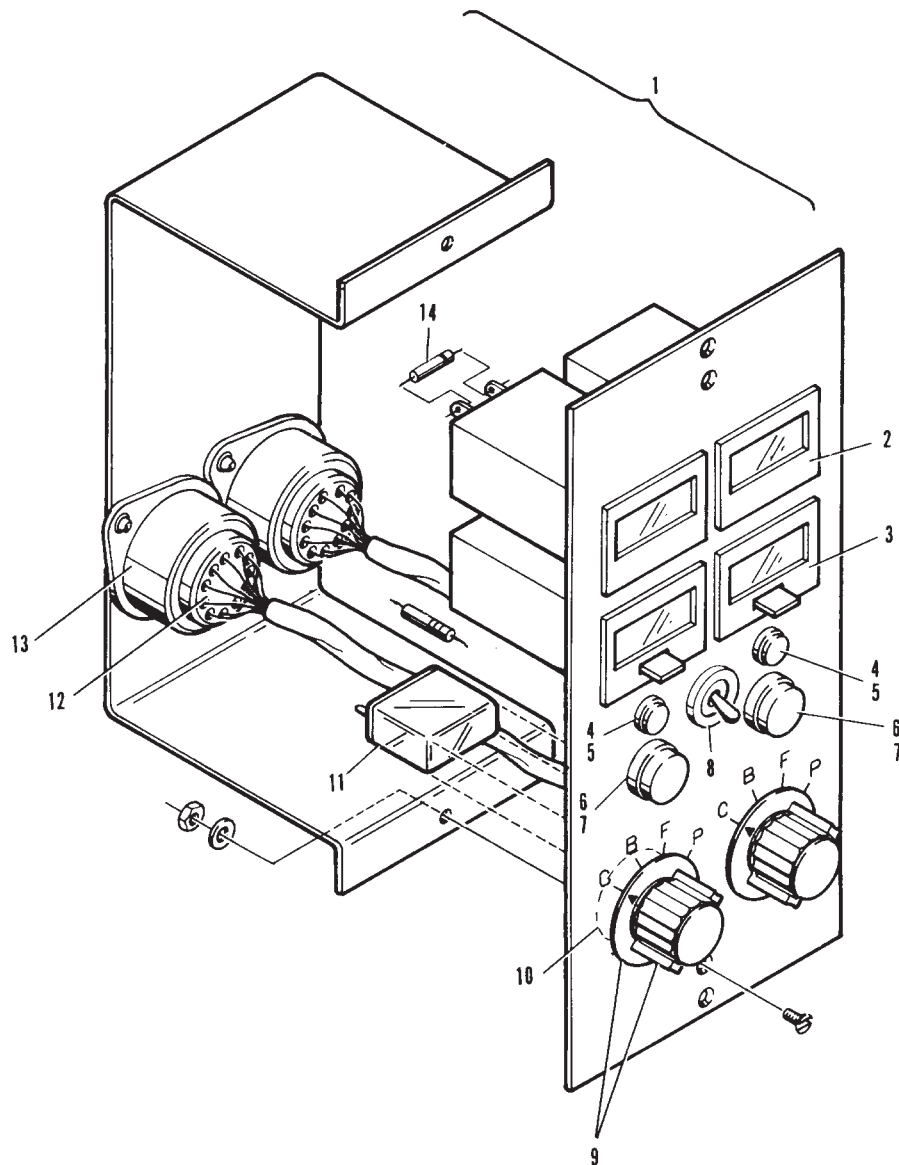


High Voltage Electrical Box

Index

No.	Part No.	Description
1.	N.A.	Manager's Control Assembly Complete
2.	47-223093-000	Counter (non-resettable)
3.	47-223094-000	Counter (resettable)
4.	47-223095-000	Failure Lamp Assembly with Bulb
5.	47-223096-000	Failure Lamp Bulb
6.	47-223097-000	Push Button Assembly with Lamp
7.	47-223098-000	On-Off Lamp
8.	N.A.	Toggle Switch
9.	47-223100-000	N.A. Switch Knob Assembly
10.	47-223103-000	N.A. Rotary Switch
11.	47-223104-000	N.A. Relay
12.	47-223105-000	Connector
13.	N.A.	Plug Support
14.	47-223106-000	N.A. Diode

N.A. = No Longer Available



**Manager's Control
Red Box Electrical**

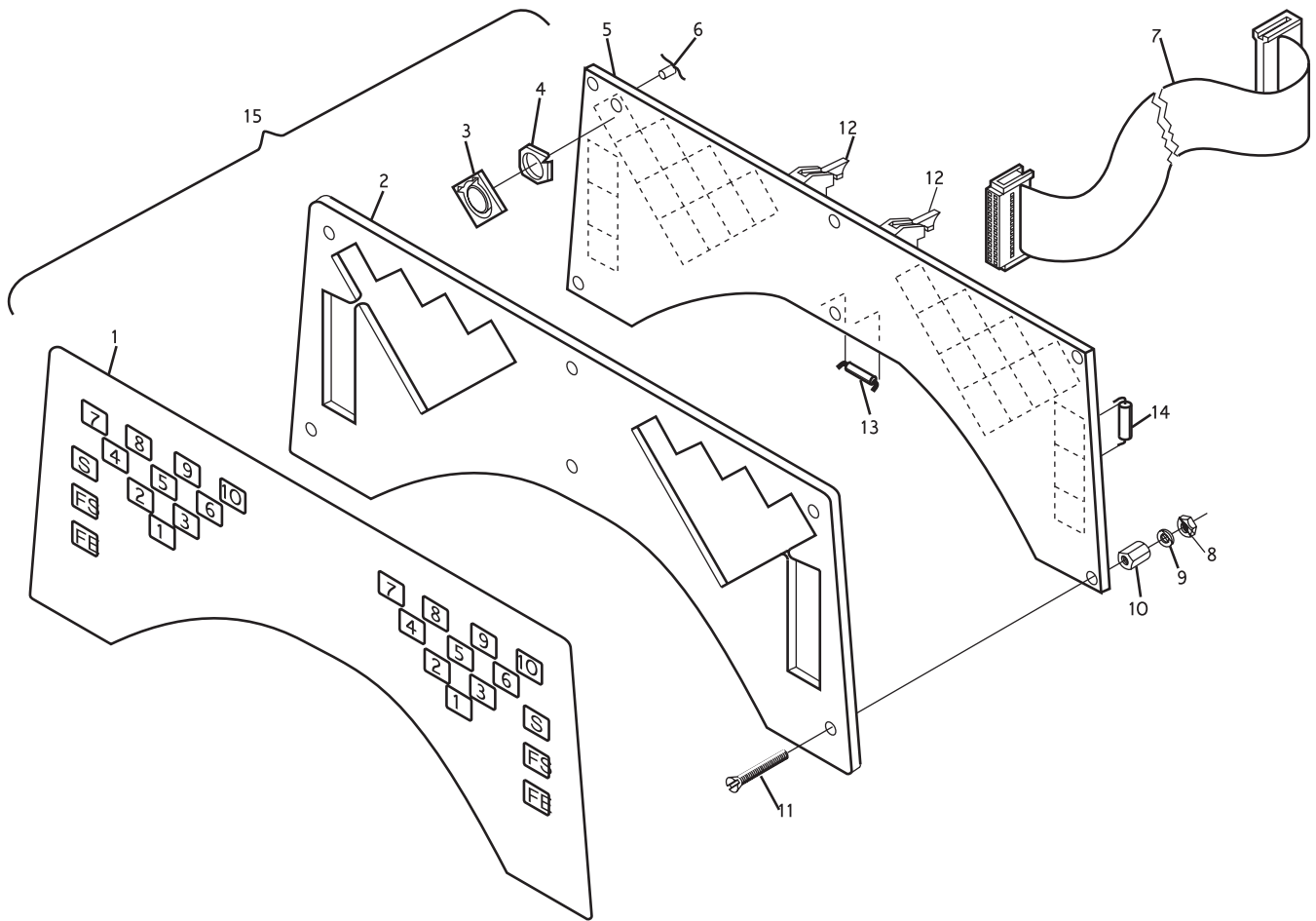
Index

No.	Part No.	Description
1.	47-223049-001	Screening Foil
2.	47-223048-001	N.A. Spacer Plate
3.	47-223113-000	Key
4.	47-223114-000	N.A. Switch
5.	47-223046-002	N.A. Printed Circuit Board Assembly
6.	47-223115-000	N.A. LED
7.	47-223064-004	Ribbon Cable Assembly
8.	11-051746-001	Locknut (3 mm)
9.	11-052055-001	N.A. Flat Washer (3.2 mm)
	47-861013-001	R.O. Flat Washer (3.2 mm) Pkg. of 20
10.	47-223118-000	N.A. Spacing Bolt (3 mm x 8 mm)
11.	11-052457-001	N.A. Sltd. Flat Hd. Machine Screw (3 mm x 30 mm)
	47-861019-001	R.O. Sltd. Flat Hd. Machine Screw (3 mm x 30 mm)
		Pkg. of 20
12.	N.A.	Connector
13.	47-223121-000	N.A. Resistor
14.	47-223106-000	N.A. Diode
15.	47-223050-002	N.A. Player Control Board Complete

N.A. = No Longer Available

R.O. = Replacement Option

Player Control Unit



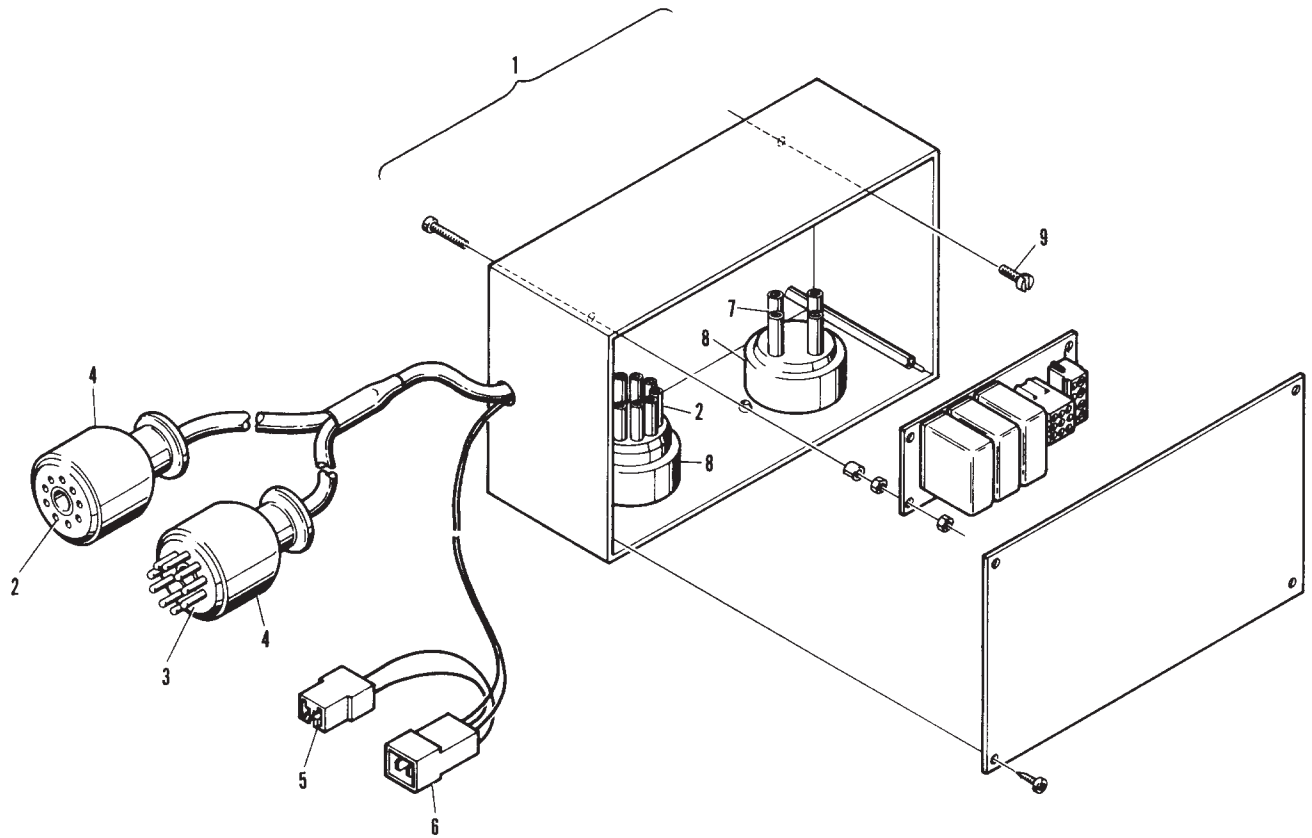
Player Control Unit

Index

No.	Part No.		Description
1.	47-223004-004	N.A.	Player Control Box Assembly Complete
2.	N.A.		Connector
3.	47-223105-000	N.A.	Connector
4.	47-223108-000	N.A.	Amphenol Cap
5.	N.A.		Connector
6.	N.A.		Connector
7.	N.A.		Connector
8.	N.A.		Plug Support
9.	N.A.		Self-Tapping Screw (3.5 mm x 9.5 mm)

N.A. = No Longer Available

N.A.
Player Control Connector Box



N.A.
Player Control Connector Box

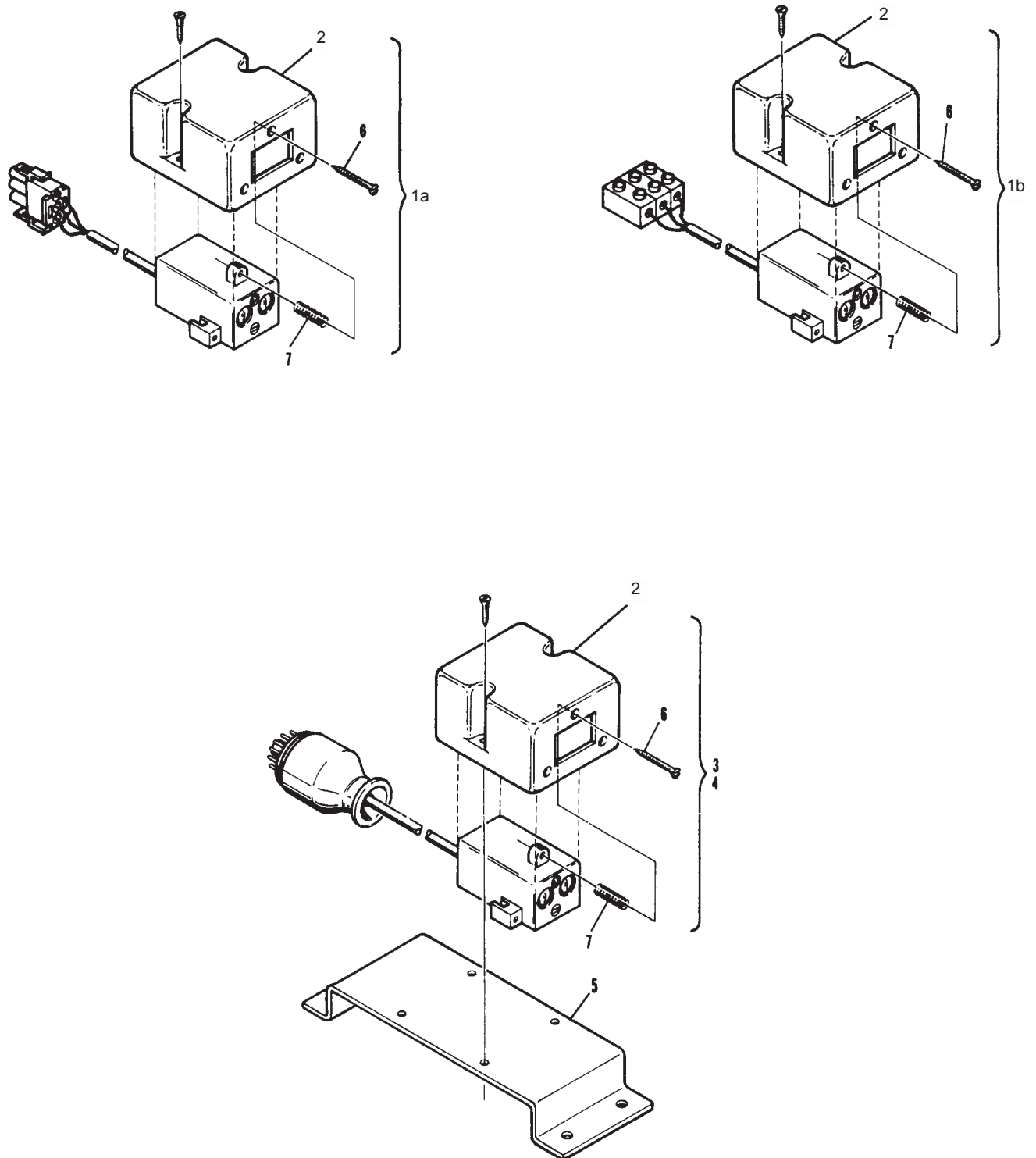
Index

No.	Part No.		Description
1a.	99-080224-004	N.A.	Foul Photocell 0.3m Cable (with AS-80)
1b.	99-080243-004	N.A.	Replacement Kit for Trigger & Foul Photocell 0.12m Cable (with or without AS-80)
	99-086292-000	R.O.	Pkg. Ball Detect Single Unit w/Hardware
2.	99-080186-003		Housing
3.	99-080215-004	N.A.	Trigger Photocell 3.6m cable (with or with o AS-80)
	57-214904-000	R.O.	Photocell and Cable Assembly
4.	99-080216-004	N.A.	Foul Photocell 22m Cable (without AS-80)
5.	N.A.		Support Bracket
6.	N.A.		Flat Hd. Self Tapping Screw (2.9 mm x 25 mm)
7.	99-080180-004		Compression Spring

N.A. = No Longer Available

R.O. = Replacement Option

Foul and Trigger Photocells



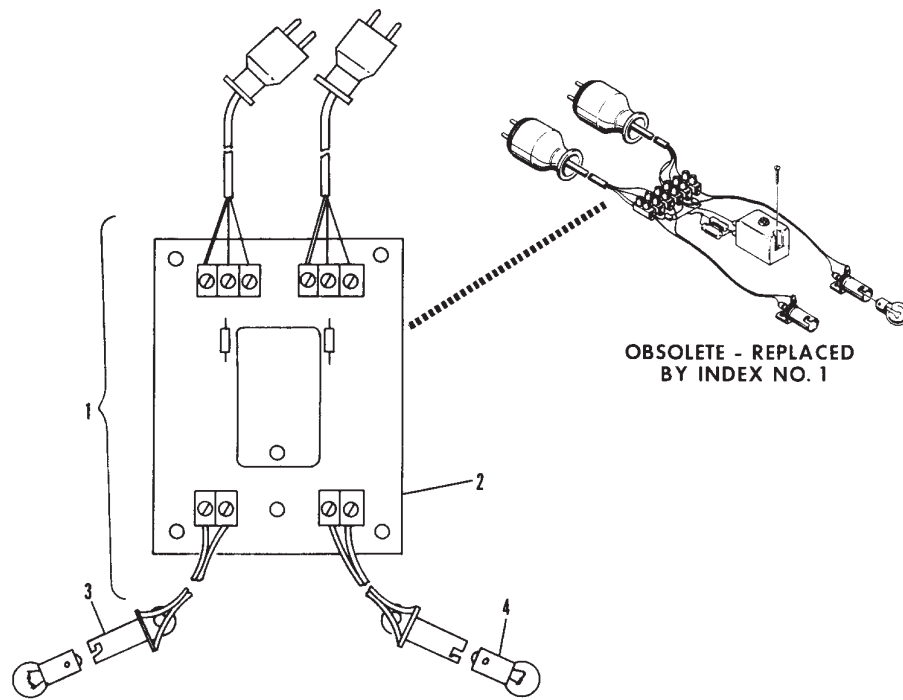
Foul and Trigger Photocells

Index

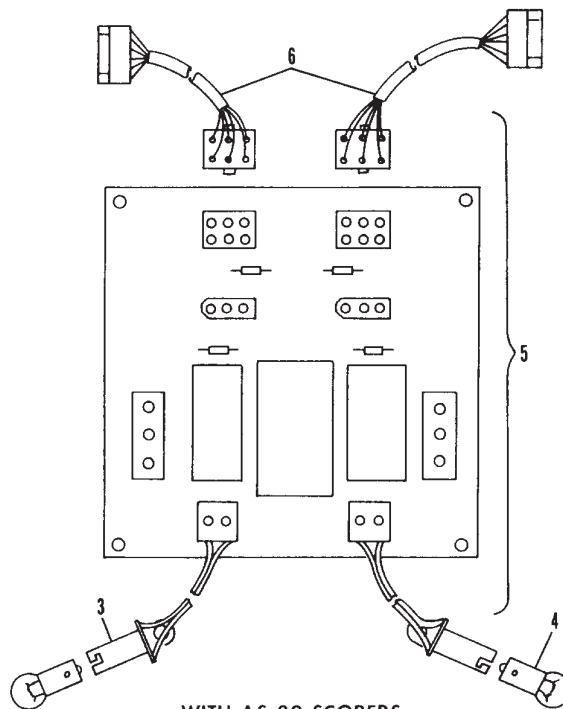
No.	Part No.		Description
1.	N.A.		B-2000 Tel-E-Foul Assembly w/Cables Complete
2.	47-223068-004	N.A.	PCB Assembly
3.	N.A.		Lamp Socket
4.	47-223091-000		Lamp (24V)
5.	47-223057-004	N.A.	PCB Assembly
6.	47-242944-000	N.A.	Cable

N.A. = No Longer Available

Tel-E-Foul Connection Boards



WITHOUT AS-80 SCORERS



WITH AS-80 SCORERS

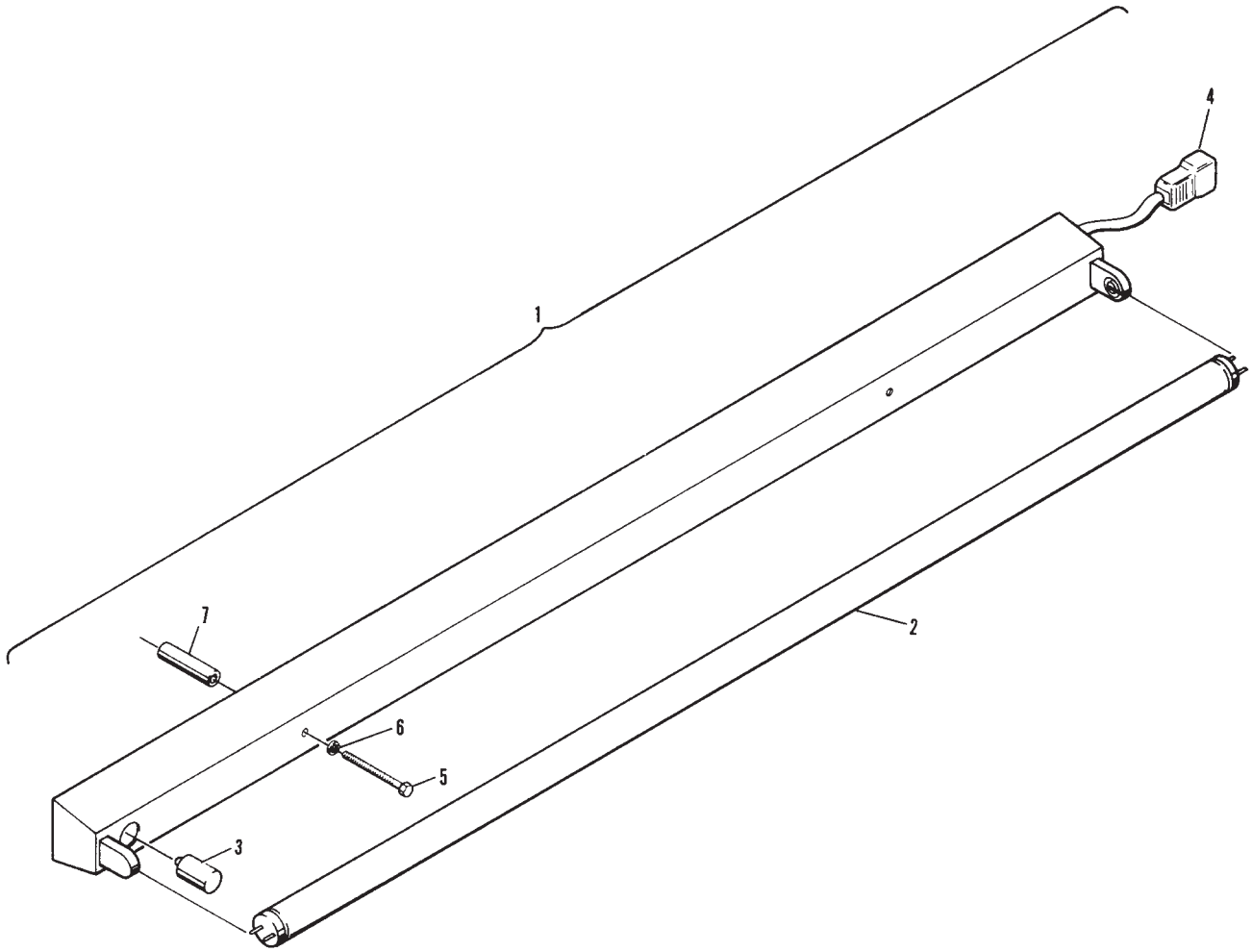
Tel-E-Foul Connection Boards

Index

No.	Part No.	Description
1.	47-223074-004	Pin Light Assembly Complete (red box)
2.	47-203152-000	Bulb (White)
3.	47-203147-000	Starter
4.	N.A.	Plug
5.	11-051060-001	Hex Hd. Cap Screw (6 mm x 70 mm)
6.	11-051769-001	Lockwasher (6 mm)
7.	47-083699-004 N.A.	Spacer

N.A. = No Longer Available.

Pin Light Assembly



Pin Light Assembly

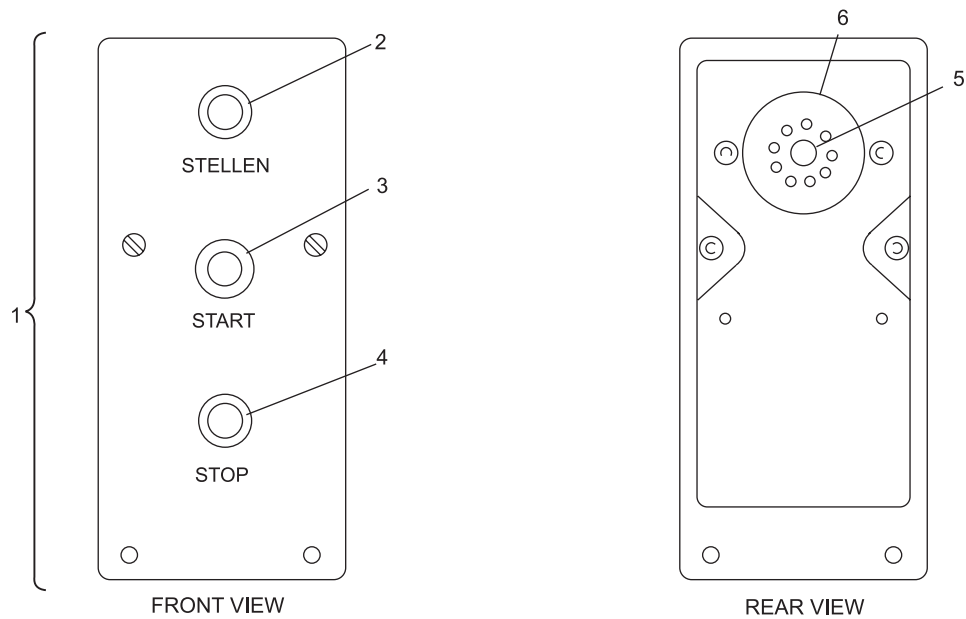
Index

No.	Part No.	Description
1.	47-201385-004	N.A. Remote Control Box Assembly
2.	47-203148-000	N.A. Push Button (Green)
3.	47-203149-000	N.A. Push Button (Black)
4.	47-203150-000	N.A. Magnetic Switch Assembly
5.	47-223105-000	N.A. Amphenol Plug (11 Pin)
6.	N.A.	Amphenol Plug Support
7.	N.A.	Connection Board Assembly

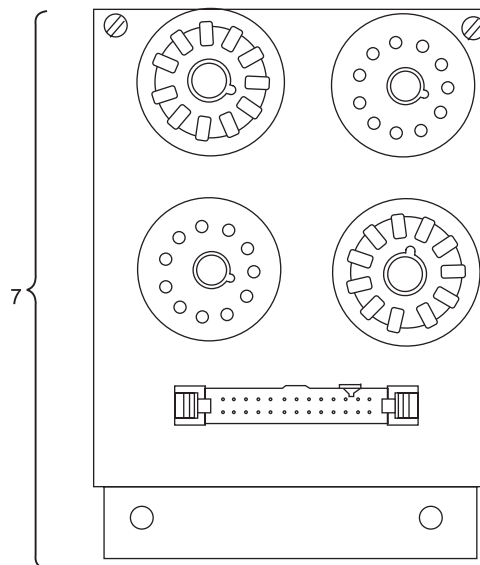
N.A. = No Longer Available

N.A.

Remote (Rear) Control Box and Connection Board Assembly



REMOTE CONTROL BOX



CONNECTION BOARD ASSEMBLY

N.A.

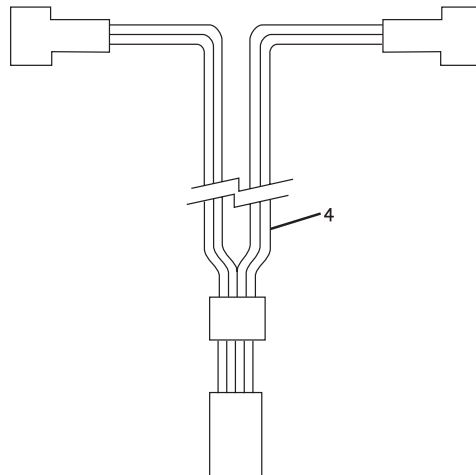
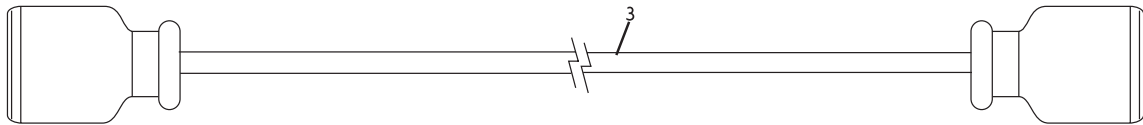
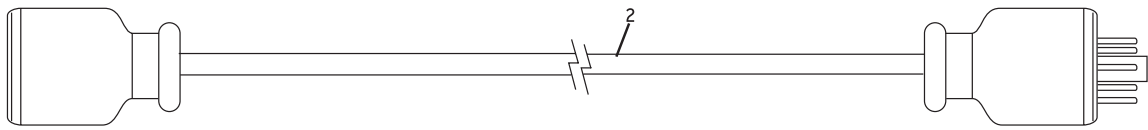
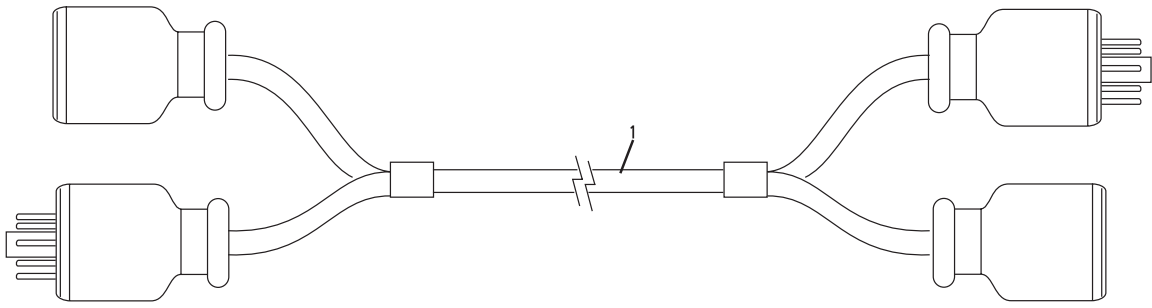
Remote (Rear) Control Box and Connection Board Assembly

Index

No.	Part No.	Description
1.	N.A.	Lane Cable,(22 pin, 30m long)
2.	N.A.	Lane Cable (11 pin, 30m long)
3.	45-240163-004	N.A. Common Cable for Accelerator (2 pin, 4m long)
4.	47-223013-004	N.A. Ball Rack Common Cable

N.A. = No Longer Available

Forward Cables



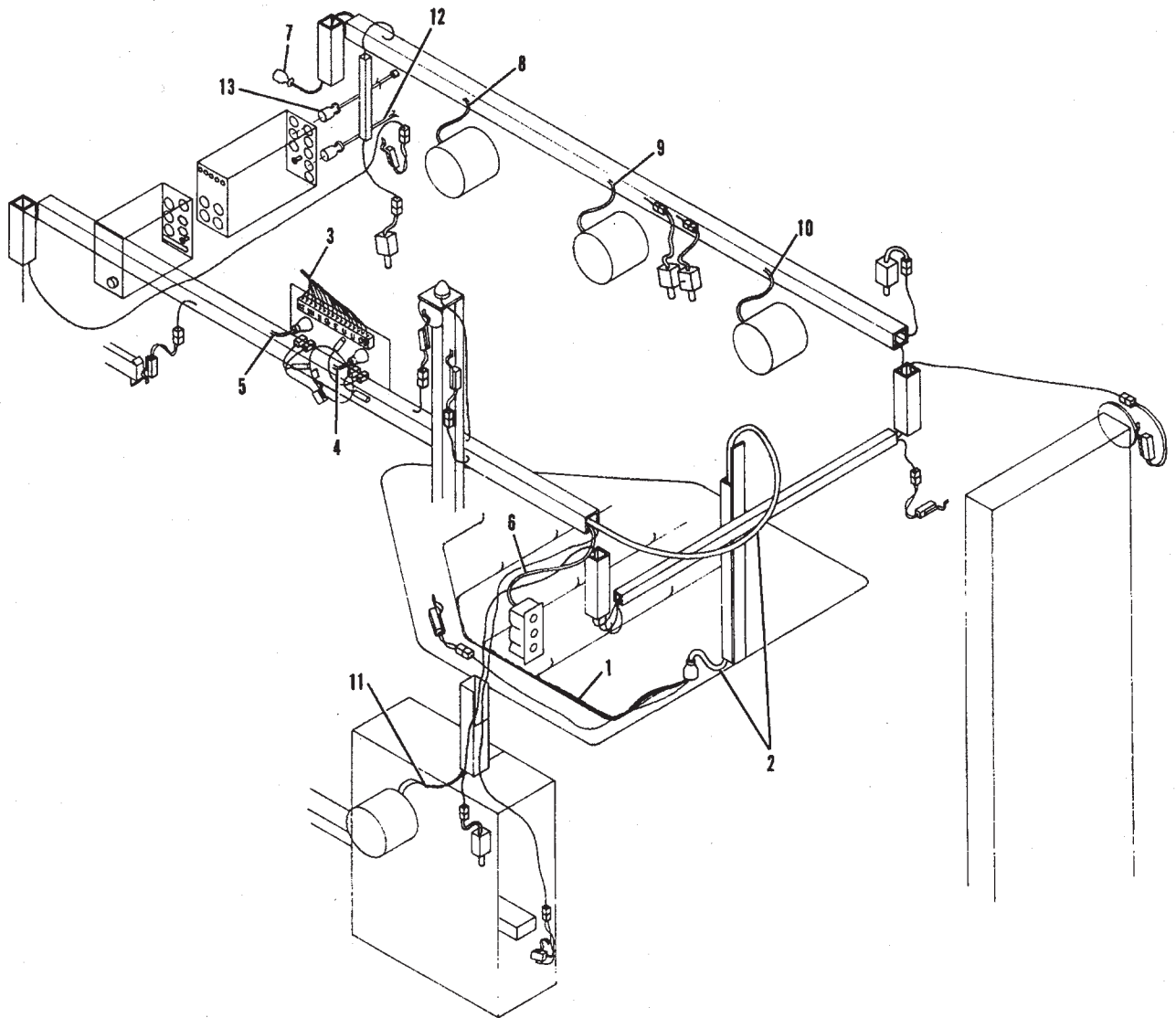
Forward Cables

Index

No.	Part No.	Description
1.	47-241387-004	N.A. Setting Table Harness (red box) - 3 pin connector
2.	47-241379-004	Setting Table Connection Cable
3.	47-241375-004	N.A. Switch Cable Harness (E,G,H,KK,U1 & U2)
4.	47-241377-004	N.A. KSE Cable (8 pin)
5.	47-241395-004	N.A. KSS Cable (11 pin)
6.	47-223061-004	N.A. T2 Cable (11 pin)
7.	47-241376-004	N.A. Solenoid Cable Harness
8.	47-223011-004	N.A. Elevator Motor Cable
9.	47-223010-004	N.A. Sweep Motor Cable (Red Box)
10.	47-223009-004	Table Motor Cable
11.	47-223012-004	N.A. Accelerator Motor Cable
12.	47-243017-004	N.A. Lane Cable Adaptor (key)
13.	47-243016-004	N.A. Photocell Adaptor

N.A. = No Longer Available

Machine Cables



Machine Cables

Intentionally Blank Page

Section M

**GS CONSOLIDATED ELECTRONICS
and
GS NEXGEN ELECTRONICS**

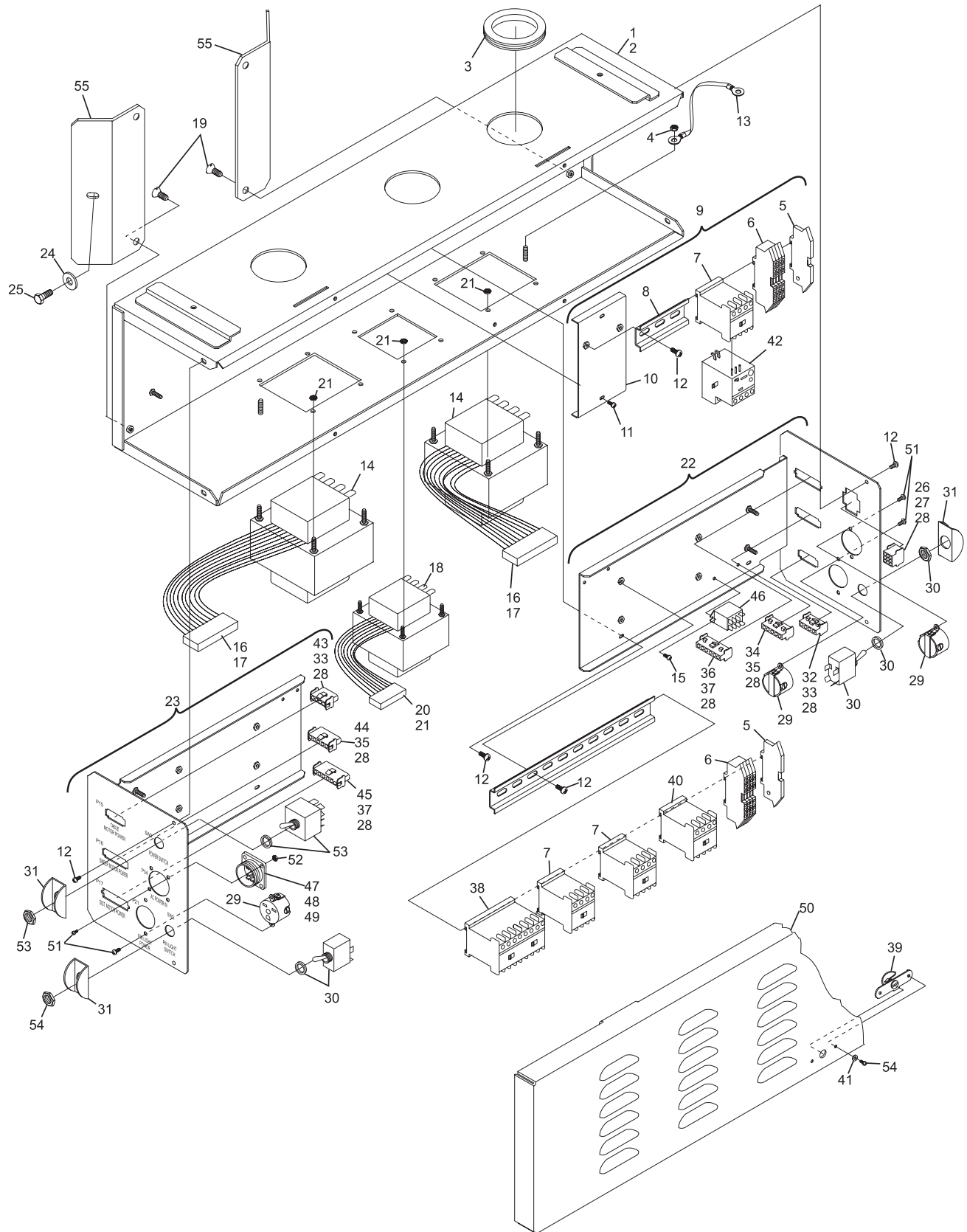
Index

No.	Part No.	Description
1.	47-862841-000	N.A. GS Consolidated Electronics High Voltage Box Assembly (includes Mount and Mounting Hardware)
2.	N.A.	Enclosure
3.	11-651024-000	N.A. Grommet (2.5 Dia.)
4.	11-170005-001	Hex Nut (#10-24)
5.	11-615760-000	N.A. End Cap
6.	11-615759-000	Terminal Block
7.	11-671513-000	Contactor - (24V)
8.	47-142599-000	Mounting Rail (short)
9.	47-862838-000	N.A. Ball Accelerator Contactor Mounting Plate Assembly
10.	47-142601-000	N.A. Relay Mounting Plate
11.	11-012060-001	N.A. Pan Head C.R. Screw with Lockwasher (#8-32 x 1/2")
12.	11-012057-001	Pan Head C.R. Screw with Lockwasher (#8-32 x 5-16")
13.	68-100481-000	Ground Cable Assembly
14.	47-142564-000	Transformer Assembly
15.	11-012271-001	Pan Head C.R. Screw (#6-32 x 5/16")
16.	11-697214-000	N.A. Connector
17.	11-680322-000	N.A. Terminal
	57-860042-000	R.O. Terminal (Pkg. of 20)
18.	47-142605-000	Transformer Assembly
19.	11-014144-001	Flat Head Slotted Screw (1/4-20 x 1/2")
20.	11-697208-000	N.A. Connector
21.	11-125003-001	Hex Nut (#8-32)
22.	47-862839-000	N.A. R.H. Relay Mounting Plate Assembly
23.	47-862840-000	N.A. L.H. Relay Mounting Plate Assembly
24.	11-191012-001	Flat Washer (5/16)
25.	11-001176-001	N.A. Hex Head Cap Screw (1/4-20 x 3/8")
26.	*47-142585-000	Ball Accelerator Motor Power Cable Assembly
27.	11-696715-000	Connector
28.	11-696737-000	Terminal
29.	11-686128-000	N.A. Utility Outlet
30.	11-615515-000	Toggle Switch
31.	47-142594-000	Switch Guard
32.	*47-142586-000	Table Motor Power Cable Assembly
33.	11-696714-000	N.A. Connector
34.	*47-142587-000	Sweep Motor Power Cable Assembly
35.	11-696716-000	N.A. Connector
36.	*47-142588-000	Elevator Motor Power Cable Assembly
	*47-862735-000	Elevator Motor Power Cable Assembly (for use with Adapter 68-100453-000 N.A.)
37.	11-696717-000	N.A. Connector Cap
38.	11-671011-000	Contactor (24V)
39.	57-214276-007	Spring Latch Assembly
40.	11-671514-000	Contactor (12V)
41.	11-199000-001	Lockwasher
42.	11-671001-000	N.A. Relay (1.6 - 2.5 Amp)
43.	*47-142591-000	N.A. Table Motor Power Cable Assembly
44.	*47-142592-000	Sweep Motor Power Cable Assembly
45.	*47-142606-000	Elevator Motor Power Cable Assembly
46.	11-696622-000	N.A. Relay (24V)
47.	*47-172916-000	N.A. AC Input Cable Assembly
48.	11-703531-000	N.A. Connector
49.	11-612578-000	N.A. Terminal
50.	47-142556-000	N.A. Cover
51.	11-012274-001	Pan Head C.R. Machine Screw (#6-32 x 1/2")
52.	11-176005-001	Keps Nut
53.	11-615510-000	N.A. Toggle Switch
54.	11-012251-001	Pan Head C.R. Screw with Lockwasher (#4-40 x 3-16")
55.	47-142600-000	N.A. Mounting Bracket

N.A. = No Longer Available

* Not Illustrated

GS Consolidated Electronics High Voltage Box Assembly



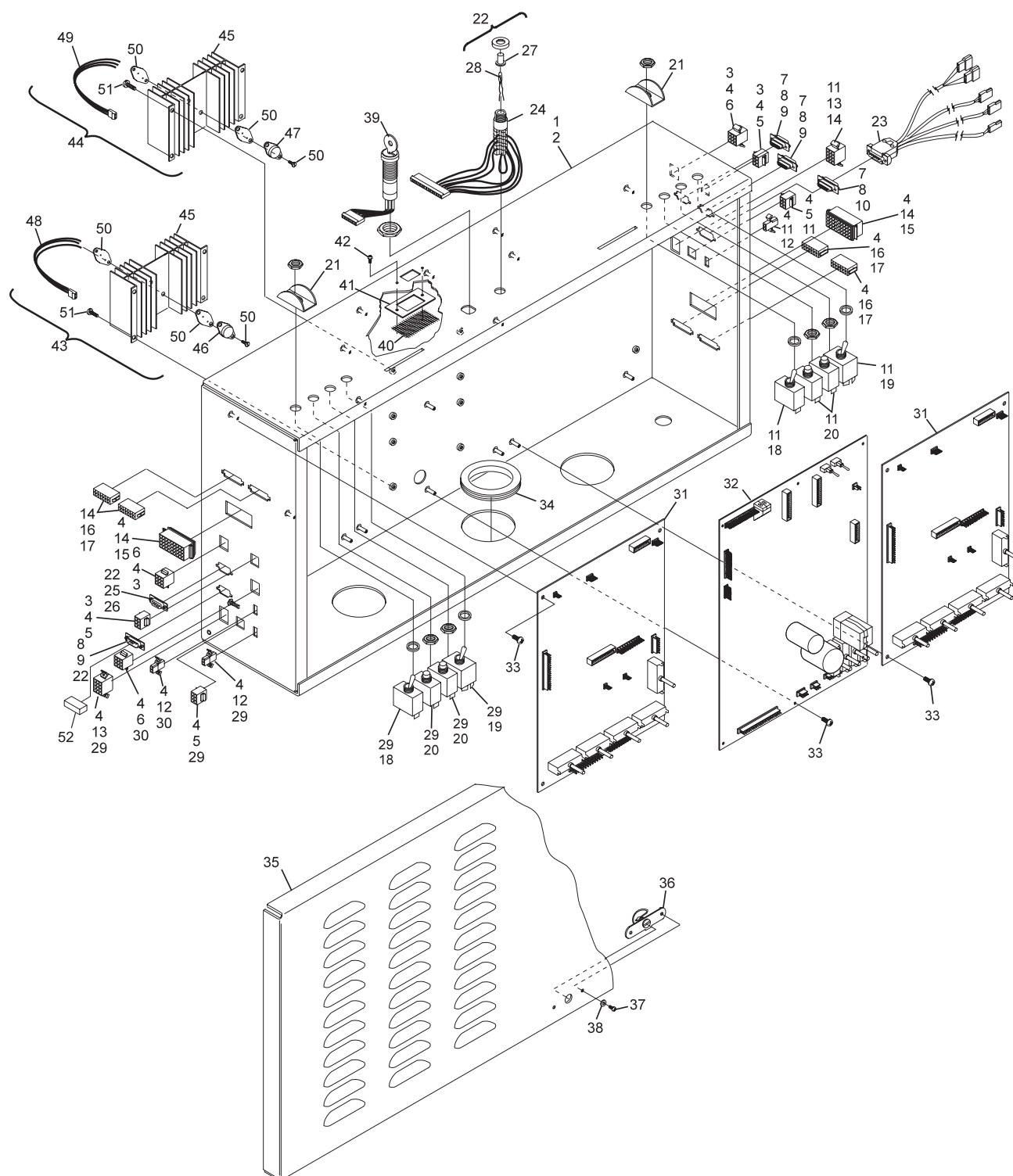
GS Consolidated Electronics High Voltage Box Assembly

Index No.	Part No.		Description
1.	47-862821-400	N.A.	GS Consolidated Electronics Low Voltage Control Box (includes Isolation Mount and Mounting Hardware)
	47-862926-400	N.A.	GS-X Consolidated Electronics Low Voltage Control Box (includes Isolation Mount and Mounting Hardware)
2.	N.A.		Enclosure
3.	*47-142571-000		Masking Unit and Micro Processor Interface Cable Assembly
4.	11-680301-000	N.A.	Terminal
	57-860031-000	R.O.	Terminal - Female (Pkg. of 20)
5.	11-680207-000		Connector
6.	N.A.		Connector
7.	*47-142568-000		Low Voltage Interface Cable Assembly
8.	11-680983-000		Terminal
9.	11-680995-000	N.A.	Connector
10.	11-680954-000		Connector
11.	*47-142602-000	N.A.	R.H. Lane Various Functions Cable Assembly
12.	11-680220-000	N.A.	Connector
13.	11-680208-000	N.A.	Connector
14.	N.A.		Solenoid and Switches Cable Assembly
15.	11-680221-000		Connector
16.	11-692325-000		Connector
17.	11-692090-000	N.A.	Terminal
	57-860043-000	R.O.	Terminal (Pkg. of 10)
18.	11-615511-000		Toggle Switch
19.	11-615515-000		Toggle Switch
20.	11-615013-000		Push Button
21.	47-142594-000		Switch Guard
22.	*N.A.		Comline Switch Cable Assembly
	47-142563-000	R.O.	Comline Switch GS Low Voltage Box Cable Assembly
23.	47-142619-000		Optical Trigger Foul Control Cable Assembly
24.	11-615021-000		Switch w/LED (Does not include cable)
25.	N.A.		Connector
26.	11-680981-000		Terminal
27.	11-615022-000		Lens (Red)
28.	11-680802-000		LED
29.	*47-142572-000	N.A.	R.H. and L.H. Lane Various Functions Cable Assembly
30.	*47-142567-000		High Voltage Output Cable Assembly
31.	47-862823-000		I/O PCB
32.	47-862822-400	N.A.	CPU PCB (pre-GS-X)
	47-862925-400	N.A.	CPU PCB (GS-X)
33.	11-012274-001		Pan Head C.R. Machine Screw (#6-32 x 1/2")
34.	11-651024-000	N.A.	Grommet (2-1/2" Dia.)
35.	47-142595-000		Cover
36.	57-214276-007		Fastener
37.	11-012251-001		Pan Head C.R. Machine Screw (#4-40 x 3/16")
38.	11-199000-001		Lockwasher (#4)
39.	47-862503-000		Keyswitch Assembly
40.	N.A.		Screen
41.	68-100663-000	N.A.	Screen Retainer
42.	11-012003-001		Pan Head C.R. Machine Screw w/Lockwasher (#4-40 x 5/16")
43.	N.A.		Voltage Regulator (VR2)
44.	N.A.		Voltage Regulator (VR1)
45.	11-698421-000	N.A.	Heat Sink
46.	11-696878-000	N.A.	Adjustable Voltage Regulator (+12V)
47.	11-696876-000	N.A.	Voltage Regulator (+12V)
48.	47-142566-001	N.A.	Cable Assembly - 9" (Blue)
49.	47-142565-001	N.A.	Cable Assembly - 13" (Orange)
50.	11-698441-000	N.A.	Mounting Kit
51.	11-052057-001		Pan Head C.R. Screw with Lockwasher
52.	57-861589-000	N.A.	Comline Terminator

N.A. = No Longer Available

* Not Illustrated

GS Consolidated Electronics Low Voltage Box Assembly

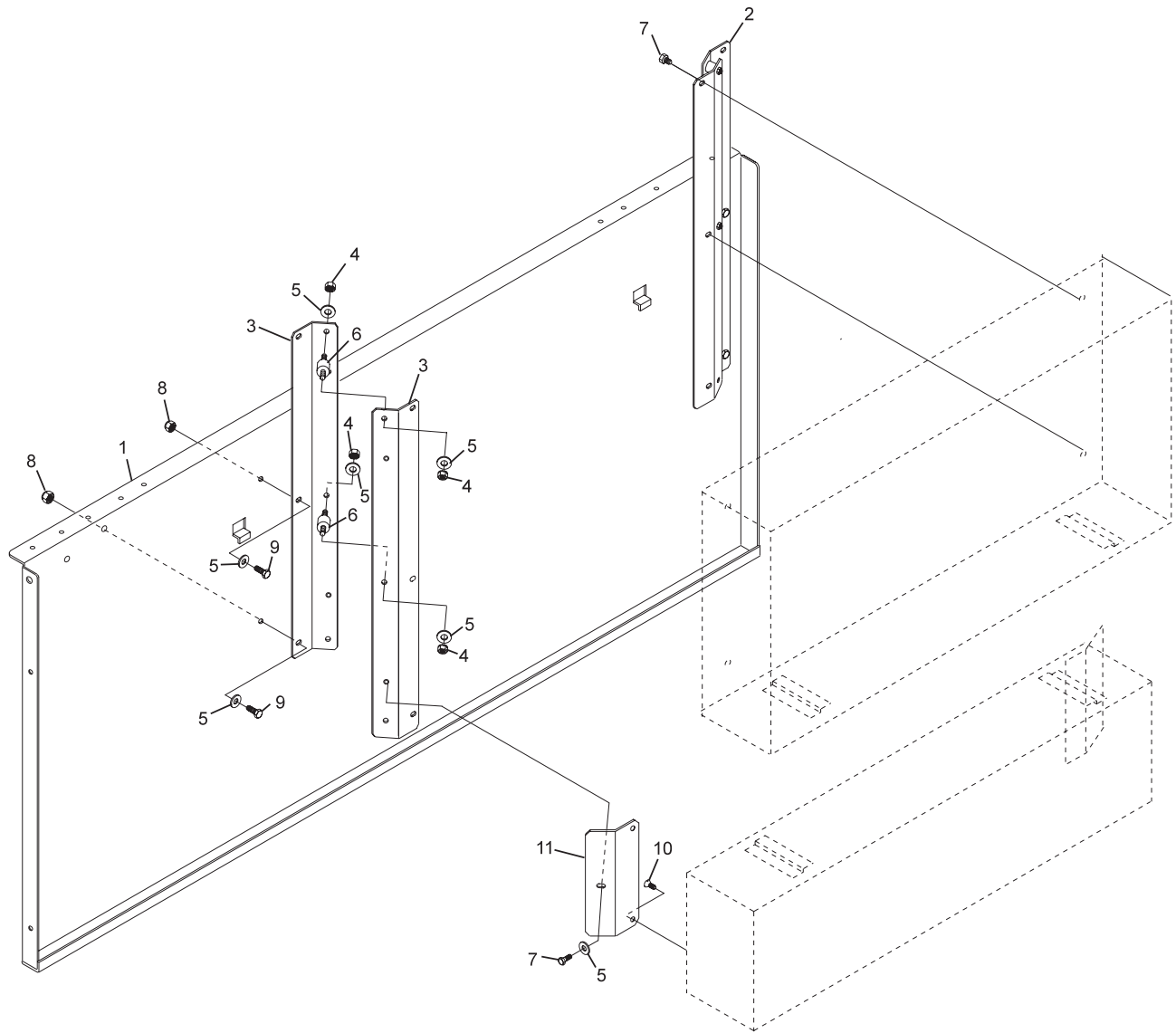


GS Consolidated Electronics Low Voltage Box Assembly

Index

No.	Part No.		Description
1.	47-080201-001	N.A.	Front Frame Support
2.	47-142613-000I	N.A.	Isolation Mount Assembly (shipped as R.H. reconfigure for L.H. Isolation Mount Assembly use)
3.	N.A.		Mounting Bracket
4.	11-176001-001		Keys Nut (5/16-18)
5.	11-191012-001		Flat Washer (5/16)
6.	11-603025-000	N.A.	Vibration Mount
7.	11-001176-001	N.A.	Hex Machine Screw (1/4-20 x 3/8")
8.	11-050901-001	N.A.	Locknut (M8)
9.	11-051010-001		Hex Head Cap Screw (M8 x 20)
10.	11-014144-001		Flat Head Screw (1/4-20 x 1/2")
11.	47-142600-000	N.A.	Mounting Bracket

N.A. = No Longer Available



GS Consolidated Electronics Box Mounting

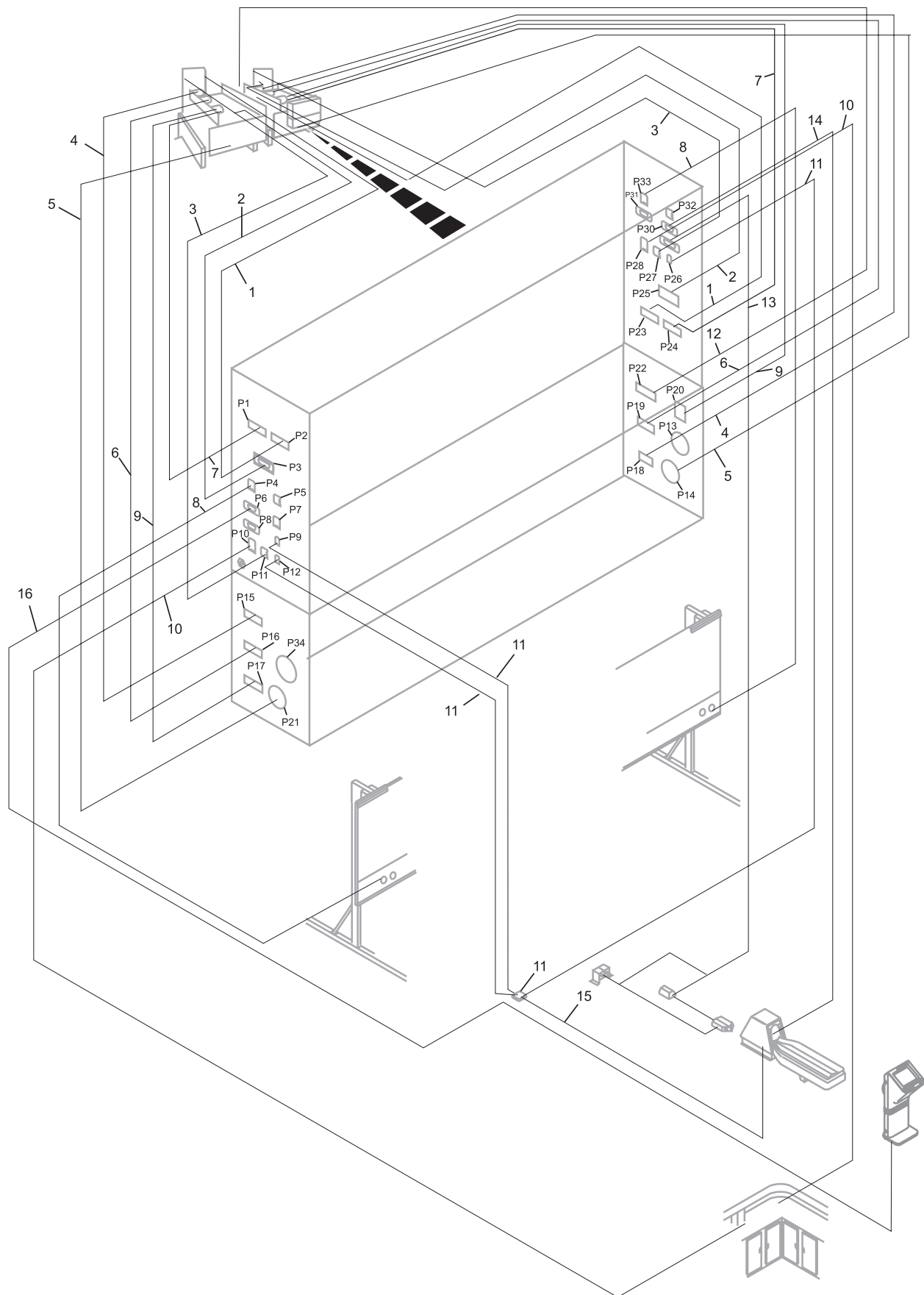
Index

No.	Part No.	Description
1.	47-142620-000	R.H. Side Function Solenoid and Switches Cable Assembly
2.	47-244922-004	Table Switch and Harness Cable Assembly
3.	47-243071-004	N.A. Rear Box Control with Cable Assembly
4.	47-142615-000	Table Motor Cable Assembly
5.	*	L.H. Pin Light Power Cable Assembly
6.	47-142617-000	Sweep Motor Cable Assembly
7.	47-142621-000	L.H. Function Solenoid and Switches Cable Assembly
8.	53-200871-000	Masking Unit Control Cable Assembly
9.	47-142616-000	Elevator Motor Cable Assembly
10.	68-100159-000	N.A. Manager's Lane Control Cable Assembly
11.	47-862825-000	Ball Lift Adapter Cable
12.	47-142614-000	Ball Accelerator Cable Assembly
13.	47-142619-000	Foul and Optical Trigger Cable
14.	68-100050-000	N.A. Player Control Station Cable Assembly
15.	53-860691-000	Lane (to Ball Lift) Cable Assembly
16.	57-861526-000	Framework Primary to Consolidated Box LAN Cable

N.A. = No Longer Available

NOTE: See page 5F for Setting Table Cable Assembly for GS-X and Above (Machine Series 424 and Above)

GS Consolidated Electronics Box Cabling



GS Consolidated Electronics Box Cabling

Index

No.	Part No.	Description
1.	*57-214920-000	N.A. Reflector and Bracket Assembly
2.	57-214921-000	N.A. Ball Detector Assembly
	99-080220-004	N.A. Ball Detector Assembly
	99-086293-000	R.O. Pkg. Ball Detect Complete w/Hardware
3.	*57-214901-000	N.A. Bracket
4.	*17-600771-000	N.A. Housing Assembly
5.	11-190004-001	Flat Washer (#8)
6.	11-195008-001	Lockwasher (#8)
7.	11-012308-001	Pan Hd. Machine Screw (#8-32 x 3/8")
8.	*17-600770-000	N.A. Housing Only
9.	17-600773-000	N.A. Plate
10.	53-600101-000	Reflector
11.	11-013007-001	N.A. Sltd. Pan Hd. Machine Screw (#4-40 x 9/16")
12.	11-195004-001	N.A. Lockwasher (#4)
13.	11-125000-001	Hex Nut (#4)
14.	11-082092-001	N.A. Self Tapping Screw (#10 x 1/2")
15.	11-195010-001	Lockwasher (#10)
16.	11-190006-001	Flat Washer (#10)
17.	N.A.	Wood Screw (#10 x 3/4")
18.	57-214900-000	Bracket
19.	11-013060-001	Pan Hd. Machine Screw (#8-32 x 1/2")
20.	11-086307-001	Sltd. Flat Hd. Machine Screw (#4 x 1")
21.	57-214904-000	N.A. Cable Assembly
	99-080194-004	N.A. Photo Cell & Cable Assembly
	99-086292-000	R.O. Pkg. Ball Detect Sigle Unit w/Hardware
22.	99-080186-003	Housing
23.	99-080180-004	Spring
24.	11-680101-000	Connector
25.	11-680302-000	N.A. Terminal
	57-860032-000	R.O. Terminal - Male (Pkg. of 10)
26.	47-223102-004	N.A. Reflector
	47-225846-004	R.O. Reflector
27.	11-054780-000	N.A. Slotted Pan Hd. Self Tapping Screw (4.2mm x 16mm)
28.	99-200212-004	N.A. Reflector Bracket
29.	99-200222-004	Reflector and Bracket Assembly
30.	47-225846-004	Reflector Tape
31.	*57-860507-000	Reflector and Hardware Pkg. (includes Index Nos 1, 3, 4, and 8)

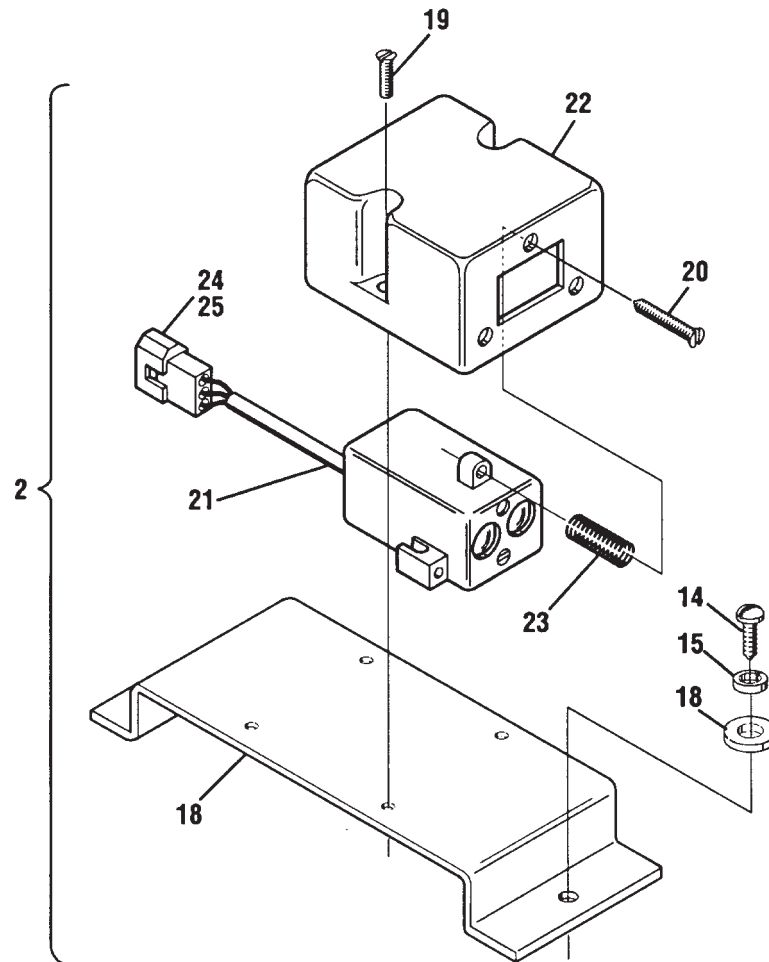
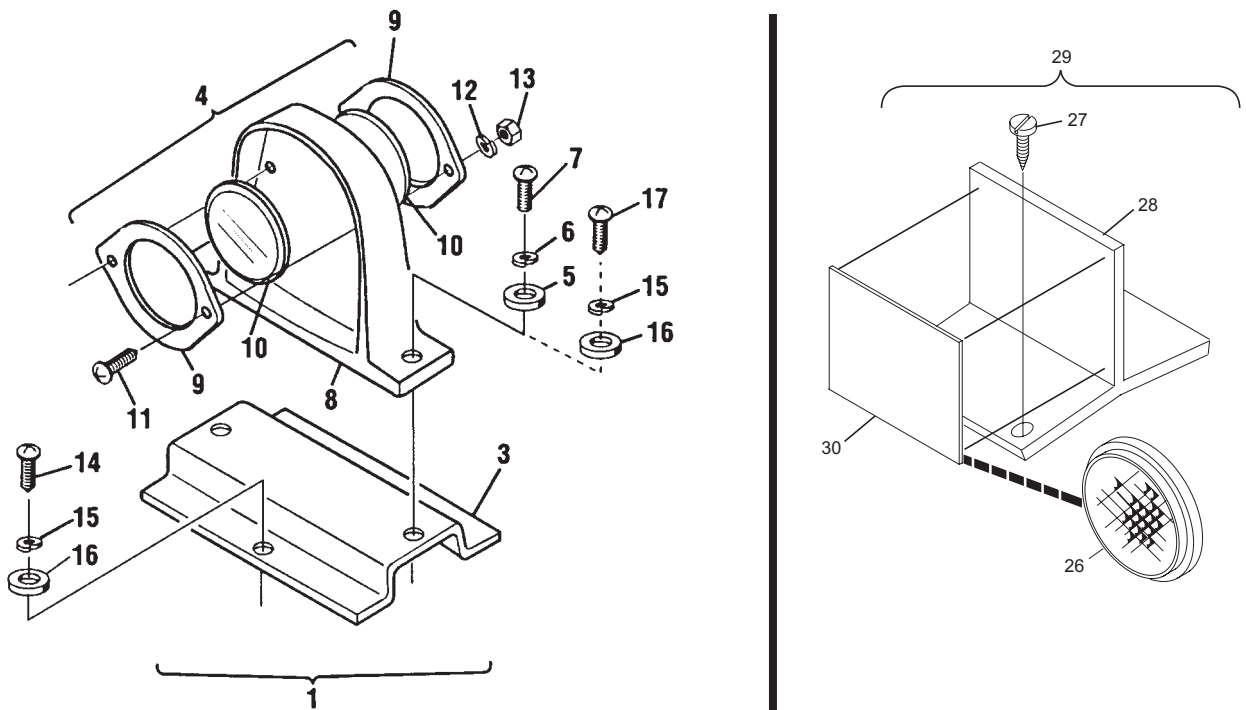
N.A. = No Longer Available

R.O. = Replacement Option

* Part available in Reflector and Hardware Package see index No. 31 for ordering.

** Not Illustrated

Reflector and Ball Detector Assemblies - GS Electronics Boxes



Reflector and Ball Detector Assemblies - GS Electronics Boxes

Index No.	Part No.	Description
1.	47-862863-000	I/O PCB Assembly
2.	47-862851-400 N.A.	CPU PCB Assembly
	47-142736-401 R.O.	CPU PCB Nexgen Controller Assembly
3.	47-862852-000 N.A.	High Voltage PCB Assembly
	47-862859-000 R.O.	High Voltage PCB Nexgen Controller
4.	47-142859-000 N.A.	Transformer/Harness Assembly-Single (single Transformer Nexgen Box)
	47-142659-000 R.O.	Harness Transformer Assembly
	47-142692-000	Transformer/Harness Assembly-Double (dual Transformer Nexgen Box)
5.	47-862857-000	Keyboard Membrane
6.	11-615511-000	ON/OFF Toggle Switch w/Nut
7.	47-142594-000	Switch Guard
8.	47-862862-400 N.A.	Nexgen Controller Assembly
	47-862866-400 N.A.	Nexgen Controller Assembly
	47-862866-402 N.A.	Nexgen Controller Assembly
	47-862866-403 R.O.	Nexgen Controller Assembly
9.	47-142662-000 N.A.	Run/Stop Cable Assembly
10.	47-142660-000	Power Switch/Cable Assembly (single transformer nexgen box)
	47-142705-000 N.A.	Power Switch/Cable Assembly (dual transformer nexgen box)
11.	47-142663-000	AC Power In Cable Assembly
12.	47-142653-000 N.A.	Ball Accelerator Motor Power Cable Assembly
13.	47-142656-000	L.H. Distributor Motor Power Cable Assembly
14.	47-142656-010 N.A.	R.H. Distributor Motor Power Cable Assembly
15.	47-142657-000	L.H. Setting Table Power Cable Assembly
16.	47-142657-010	R.H. Setting Table Power Cable Assembly
17.	47-142700-000	CPU to High Voltage Logic Cable Assembly (14")
18.	47-142664-000	L.H. Pin Light Power Cable Assembly
19.	47-142664-010	R.H. Pin Light Power Cable Assembly
20.	47-142661-000	L.H. Sweep Motor Power Cable Assembly
21.	47-142661-010	R.H. Sweep Motor Power Cable Assembly
22.	47-142654-000 N.A.	CPU to I/O PCB Cable Assembly
23.	47-862854-000	Fuse 3.15A, 250V (Pkg. of 5)
24.	47-862855-000	Fuse 8A, 250V - Fast Blow (Pkg. of 5)
25.	47-862856-000	Fuse .5A, 250V - Slow Blow (Pkg. of 5)
26.	**47-142666-000 N.A.	LCD Display - only (order cable separately)
27.	47-225658-004 N.A.	External Transformer/Harness Assembly
28.	11-688581-000 N.A.	Power Filter
	47-142655-000 R.O.	Power Filter w/Harness Assembly
29.	**47-142665-000 N.A.	LCD Display Cable
30.	47-142693-000	Transformer to CPU Cable
31.	*47-862927-400	Nexgen to AS/90 Interface
32.	*47-862100-000	Wire Harness for LCD Nexgen Pkg. (includes index Nos. 26 & 29)
33.	47-862007-000	Pkg. Nexgen Vibration Mount Kit (includes 4 mounts and hardware)

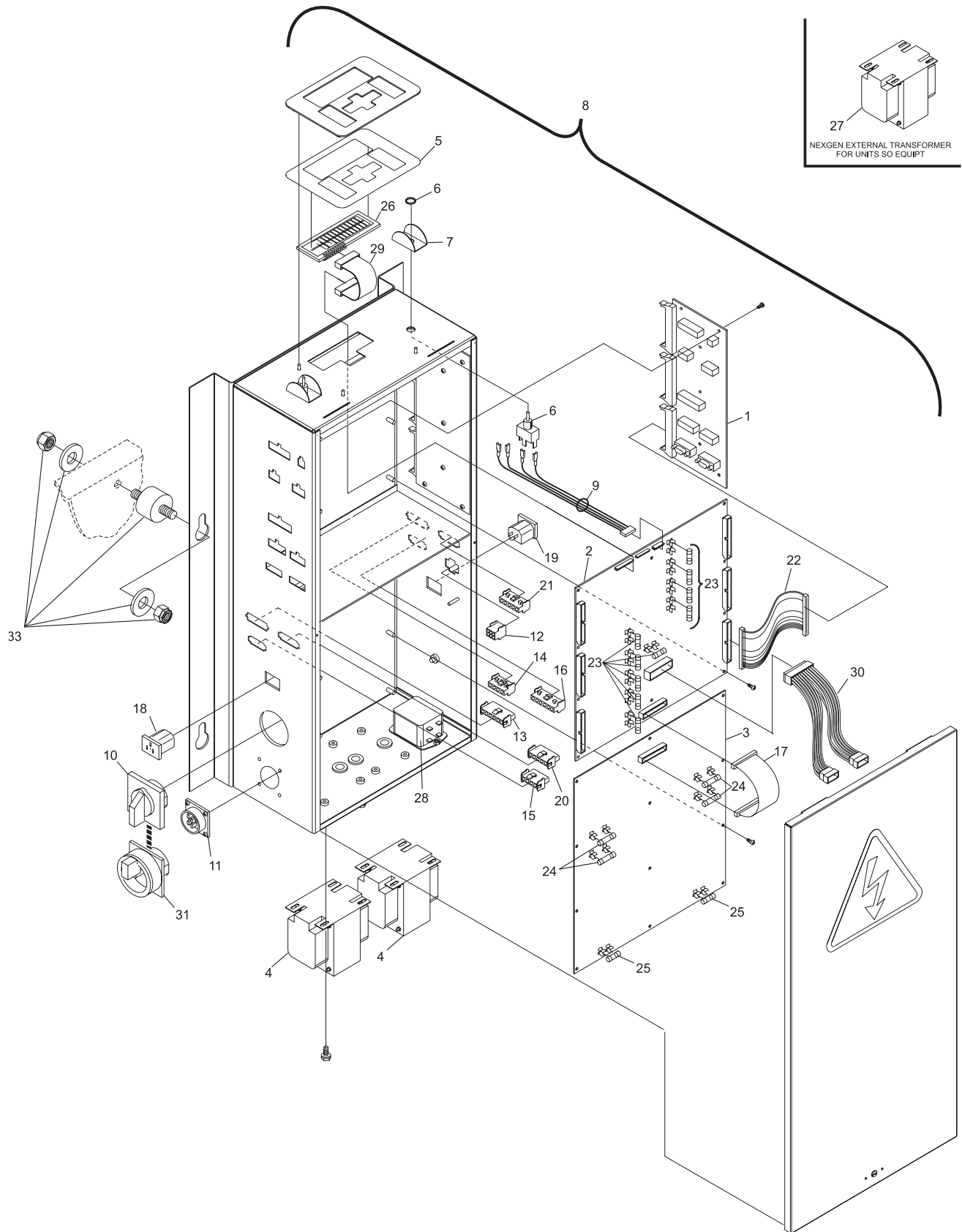
N.A. = No Longer Available

R.O. = Replacement Option

* Not Illustrated

** Part available in Wire Harness for LCD - Nexgen Pkg. see index No. 32 for ordering.

Nexgen Controller Assembly (Includes Internal Cabling)



Nexgen Controller Assembly (Includes Internal Cabling)

Index

No.	Part No.		Description
1.	47-142674-000	N.A.	R.H.Function Solenoid and Switches Cable Assembly
	47-142730-000	R.O.	R.H. Functions Cable Assembly
2.	47-862848-000	N.A.	Ball Detect and Foul Cable Assembly
3.	47-245422-003		Rear Box Control Cable Assembly
4.	47-142673-000	N.A.	L.H. Functions Solenoids and Switches Cable Assembly
	47-142790-000	R.O.	L.H. Functions Cable Assembly
5.	47-245420-004		Setting Table Cable Assembly
6.	47-142616-000		Distributor Motor Cable Assembly
7.	47-142617-000		Sweep Motor Cable Assembly
8.	47-142615-000		Setting Table Motor Cable Assembly
9.	47-225416-004		Pin Light Cable Assembly
10.	47-862735-000		Power Adapter Cord (600V)
11.	47-245423-004		Ball Accelerator Motor Cable Assembly
12.	47-862825-000		Ball Lift Cable
13.	53-860691-000		Lane to Ball Lift Cable
14.	57-900112-000		Forked Extractor
15.	11-692091-000	N.A.	Terminal
16.	57-900103-000		Crimper

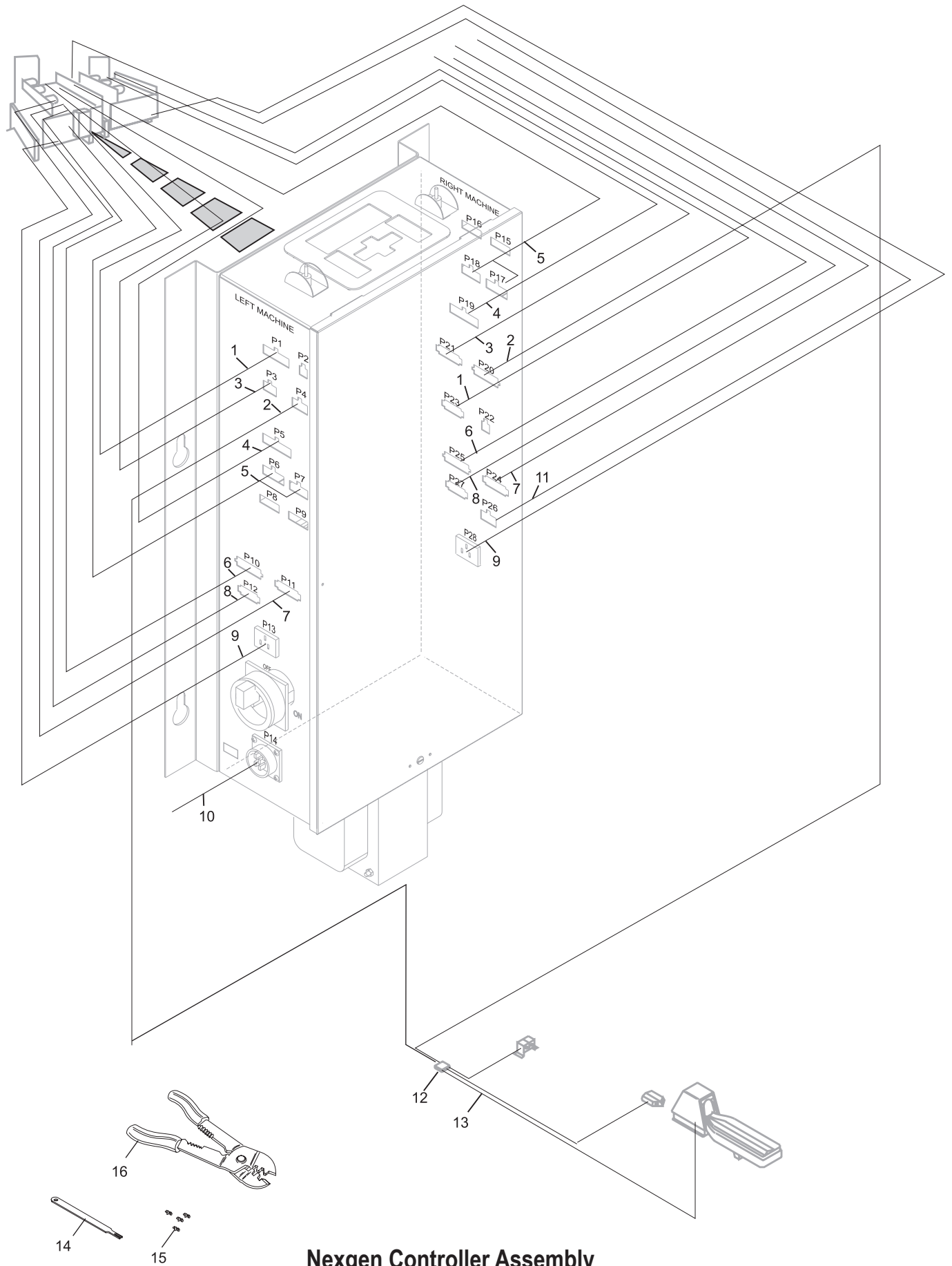
N.A. = No Longer Available

R.O. = Replacement Option

* 47-862848-000 Ball Detect and Masking Unit Cable

L.H. Machine				R.H. Machine			
Con- nection	Cable Description		Part No.	Con- nection	Cable Description		Part No.
P1	R.H Function	N.A.	47-142674-000	P23	R.H. Function	N.A.	47-142674-000
	R.H. Function	R.O.	47-142730-000		R.H. Function	R.O.	47-142730-000
P2	Masking Unit		*	P22	Masking Unit		*
P3	Rear Box Control		47-245422-003	P23	Rear Box Control		47-245422-003
P4	Ball Detect & Foul	N.A.	47-142672-000	P20	Ball Detect & Foul		47-142672-000
P5	L.H. Function	N.A.	47-142673-000	P19	L.H. Function	N.A.	47-142673-000
	L.H. Function	R.O.	47-142790-000		L.H. Function	R.O.	47-142790-000
P6/P7	Setting Table		47-245420-004	P18/ P17	Setting Table		47-245420-004
P8	FX Com Line In			P15	FX Com Line In		
P9	FX Com Line Out		57-861526-000	P16	FX Com Line Out		57-861526-000
P10	Distributor Motor		47-142616-000	P25	Distributor Motor		47-142616-000
P11	Sweep Motor		47-142617-000	P24	Sweep Motor		47-142617-000
P12	Setting Table Motor		47-142615-000	P27	Setting Table Motor		47-142615-000
P13	Pin Light		47-225416-004	P28	Pin Light		47-225416-004
P14	Power In		68-100453-000	P26	Power In		68-100453-000

Nexgen Controller Assembly External Cabling



Nexgen Controller Assembly External Cabling

Index

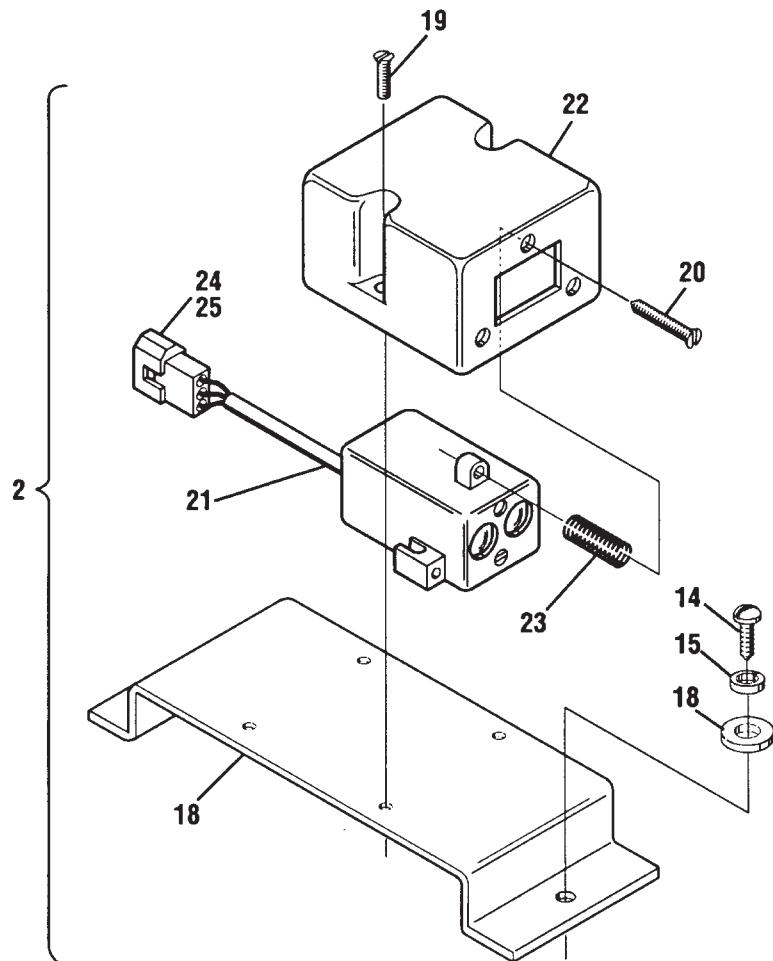
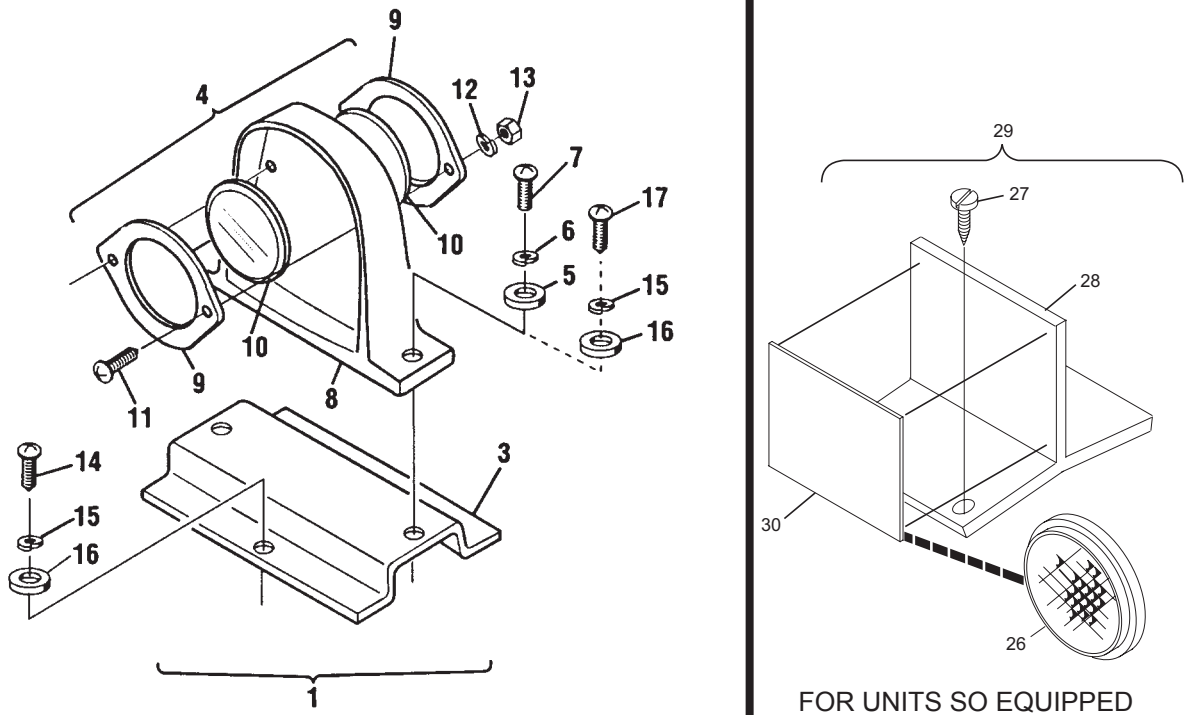
No.	Part No.	Description
1.	*57-214920-000	N.A. Reflector and Bracket Assembly
2.	57-214921-000	N.A. Ball Detector Assembly
	99-080220-004	N.A. Ball Detector Assembly
	99-086293-000	R.O. Pkg. Ball Detect Complete w/Bracket & Hardware
3.	*57-214901-000	N.A. Bracket
4.	*17-600771-000	N.A. Reflector Housing Assembly
5.	11-190004-001	Flat Washer (#8)
6.	11-195008-001	Lockwasher (#8)
7.	11-012308-001	Pan Hd. Machine Screw (#8-32 x 3/8")
8.	*17-600770-000	N.A. Housing Only
9.	17-600773-000	N.A. Plate
10.	53-600101-000	Reflector
11.	11-013007-001	N.A. Sltd. Pan Hd. Machine Screw (#4-40 x 9/16")
12.	11-195004-001	N.A. Lockwasher (#4)
13.	11-125000-001	Hex Nut (#4-40)
14.	11-082092-001	N.A. Self Tapping Screw (#10 x 1/2")
15.	11-195010-001	Lockwasher (#10)
16.	11-190006-001	Flat Washer (#10)
17.	N.A.	Wood Screw (#10 x 3/4")
18.	57-214900-000	Bracket
19.	11-013060-001	Pan Hd. Machine Screw (#8-32 x 1/2")
20.	11-086307-001	Sltd. Flat Hd. Machine Screw (#4 x 1")
21.	57-214904-000	N.A. Cable Assembly
	99-080194-004	N.A. Photo Cell & Cable Assembly
	99-086292-000	R.O. Pkg. Ball Detect Single Unit w/Hardware
22.	99-080186-003	Housing
23.	99-080180-004	Spring
24.	11-680101-000	Connector
25.	11-680302-000	N.A. Terminal
	57-860032-000	R.O. Terminal - Male (Pkg. of 10)
26.	47-223102-004	N.A. Reflector
	47-225846-004	R.O. Reflector
27.	11-054780-000	N.A. Slotted Pan Hd. Self Tapping Screw (4.2mm x 16mm)
28.	99-200212-004	N.A. Reflector Bracket
29.	99-200222-004	Reflector and Bracket Assembly
30.	47-225846-004	Reflector Tape
31.	**57-860507-000	Reflector and Hardware Pkg. (includes Index Nos. 1, 3, 4 & 8)

N.A. = No Longer Available

* Parts available in Reflector and Hardware Pkg. See index No. 31 for ordering.

** Not Illustrated

Reflector and Ball Detector Assemblies - Nexgen Controller Assembly



Reflector and Ball Detector Assemblies - Nexgen Controller Assembly

Intentionally Blank Page

Section N

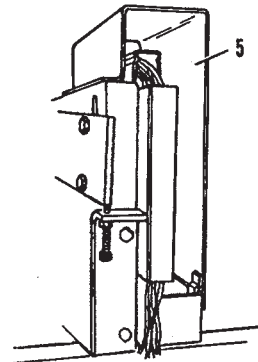
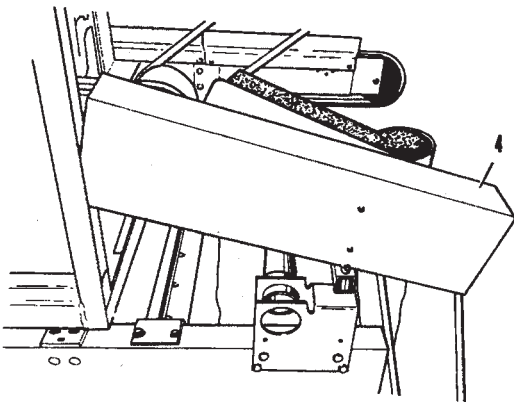
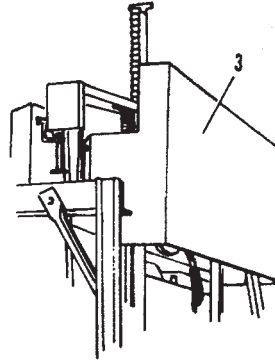
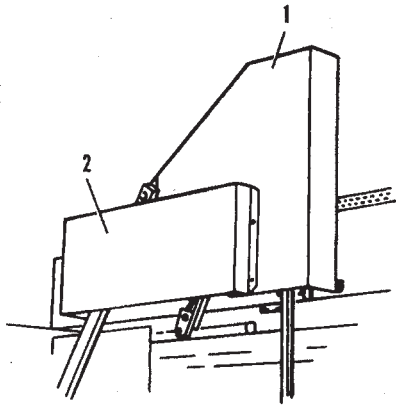
GUARDS

Index

No.	Part No.		Description
1.	47-081504-001		Guide Tower Guard
2.	47-081795-002	N.A.	Gear Train Guard (right-hand)
3.	47-082103-001		Gear Train Guard (left-hand)
4.	N.A.	N.A.	Belt Guard
5.	47-072086-003		Motor Pulley Guard

N.A. = No Longer Available

Guards



Guards

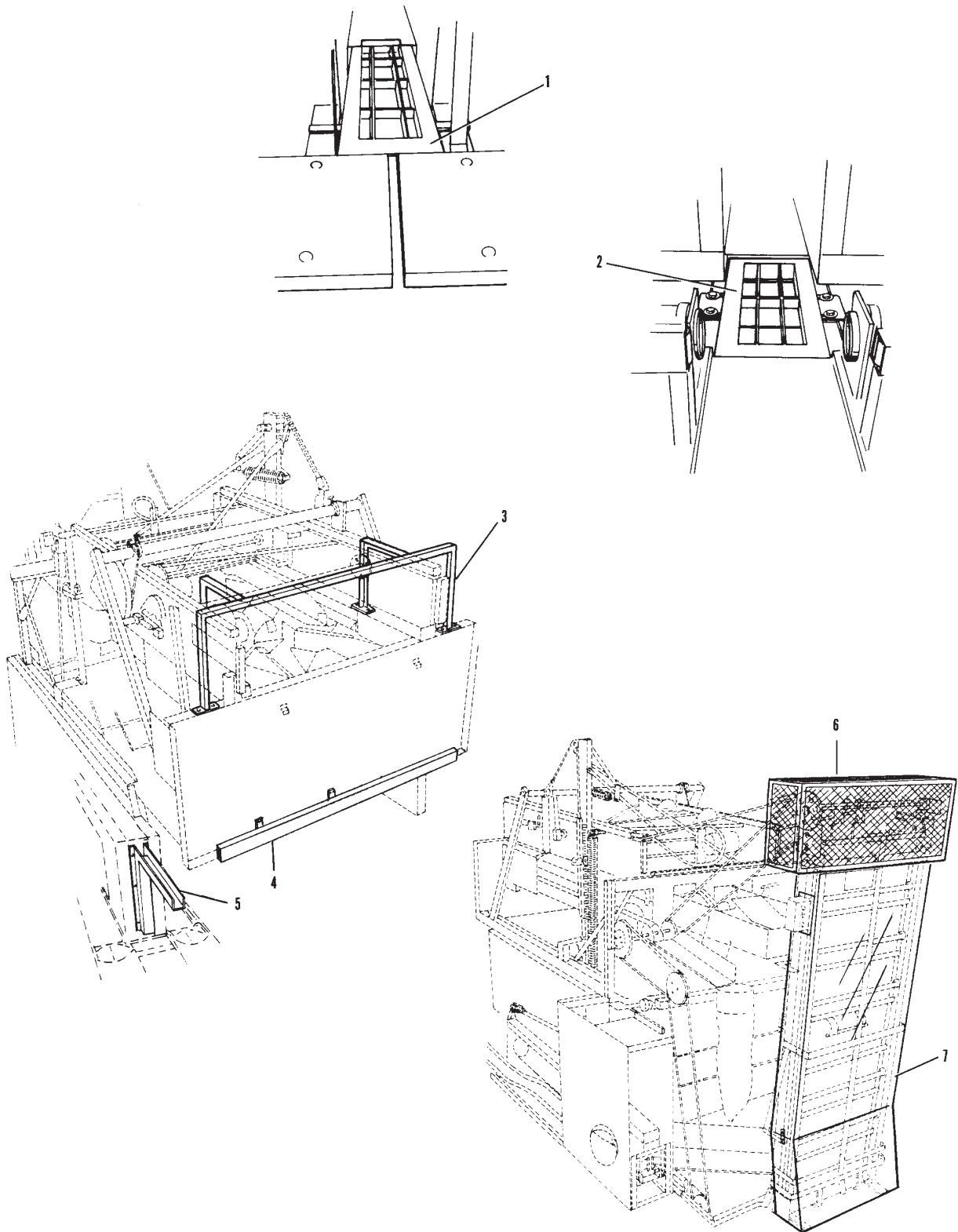
Index

No.	Part No.		Description
1.	47-084028-002	N.A.	Catwalk Guard
2.	47-084024-002		Ball Return Guard
3.	47-084048-001		Hand Rail
4.	*47-084032-002	N.A.	R.H. Front Cable Channel
	47-084030-002	N.A.	L.H. Front Cable Channel
5.	47-084038-001	N.A.	Kickback Cable Channel
6.	47-084051-000	N.A.	Upper Elevator Guard
7.	*47-084043-001	N.A.	L.H. Lower Elevator Guard
	47-084044-001	N.A.	R.H. Lower Elevator Guard
	47-013990-002		Elevator Rear Guard Assembly (GS-92 or GS-96)
8.	*47-011775-003		Elevator Guard Complete (short)
9.	*47-023923-003	N.A.	Lexan Division Barrier (between machines)

N.A. = No Longer Available

* Not Illustrated

Guards



Guards

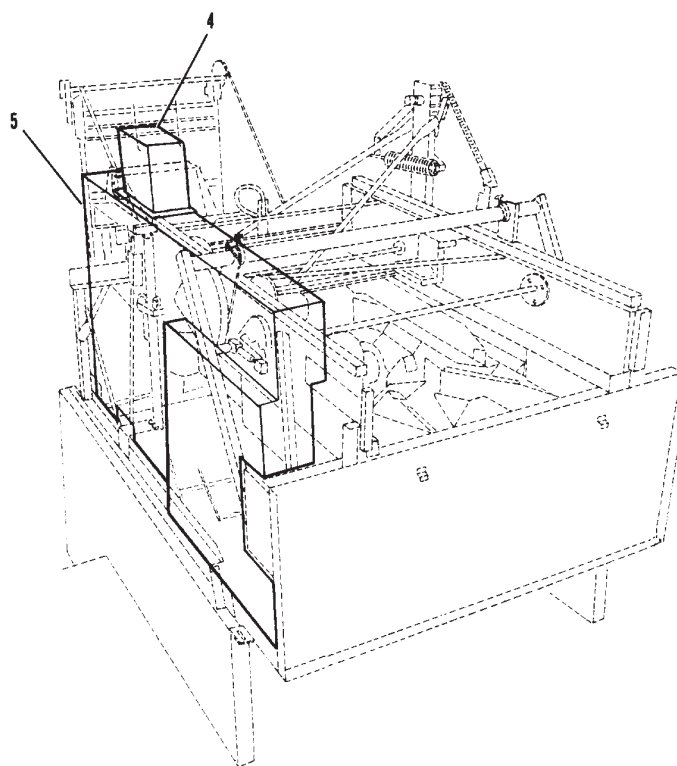
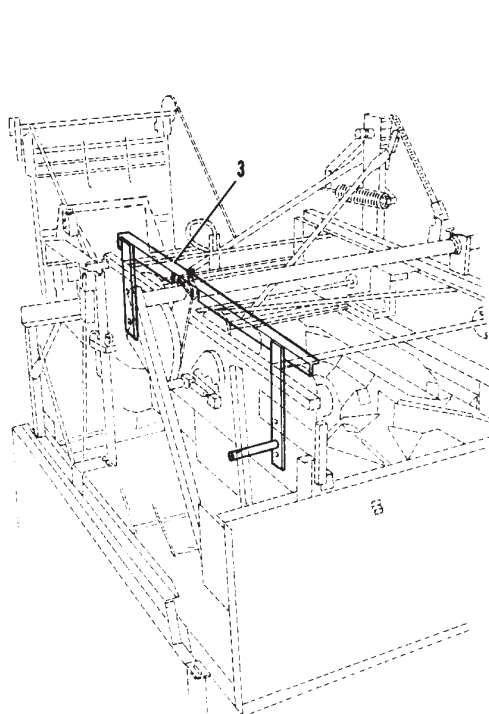
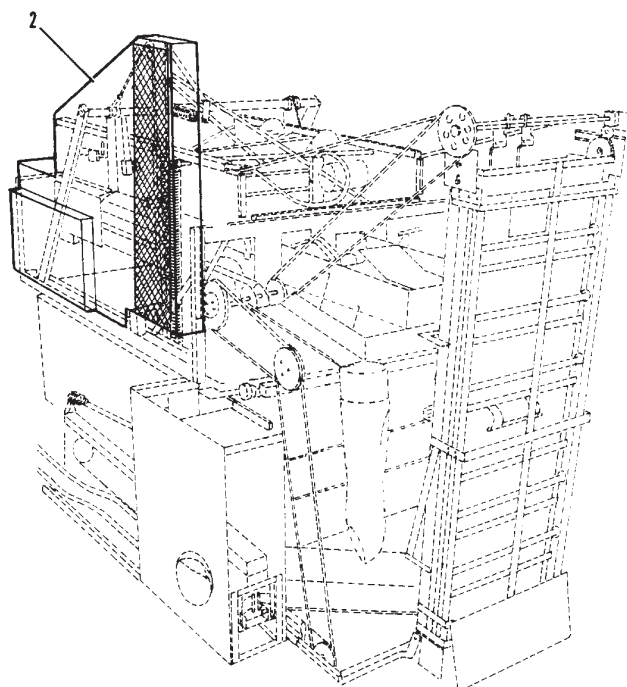
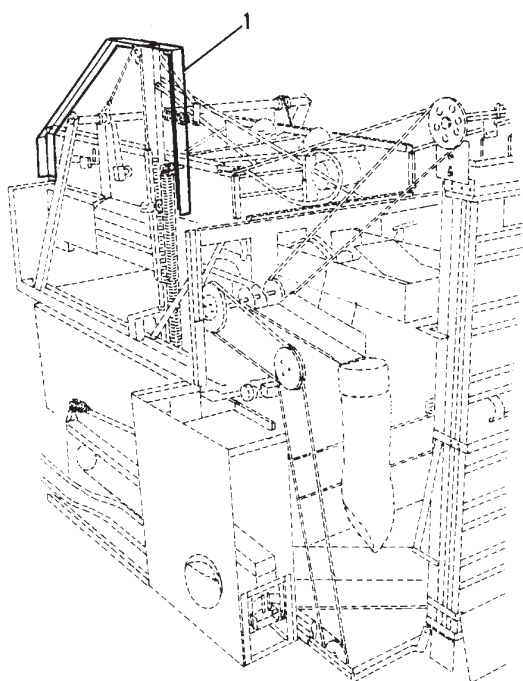
Index

No.	Part No.		Description
1.	47-084047-001		Guide Tower Guard Frame
2.	47-084041-001	N.A.	Guide Tower Guard
3.	47-084025-002	N.A.	Left Side Guard Frame
4.	47-084026-002		Stroke Limiter Guard
5.	47-084039-001		Left Side Guard Complete
6.	*47-273879-009	N.A.	Guard Hardware Pkg.

N.A. = No Longer Available

* Not Illustrated

Guards



Guards

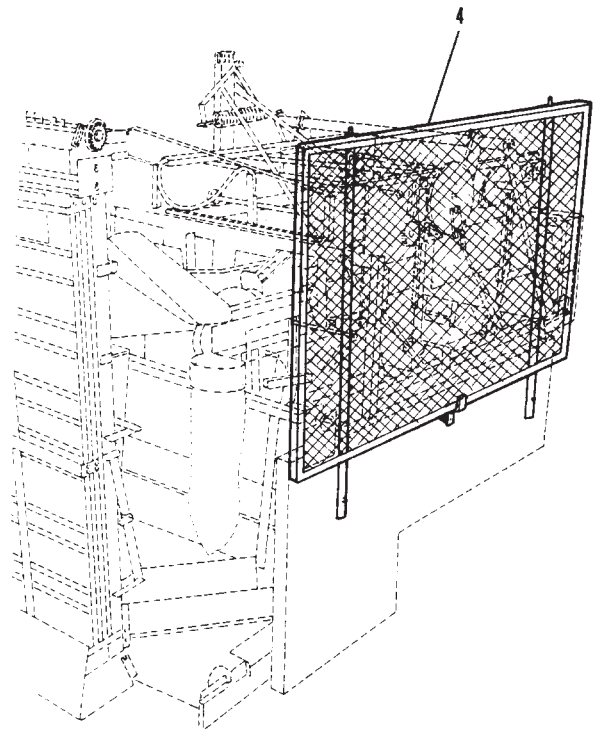
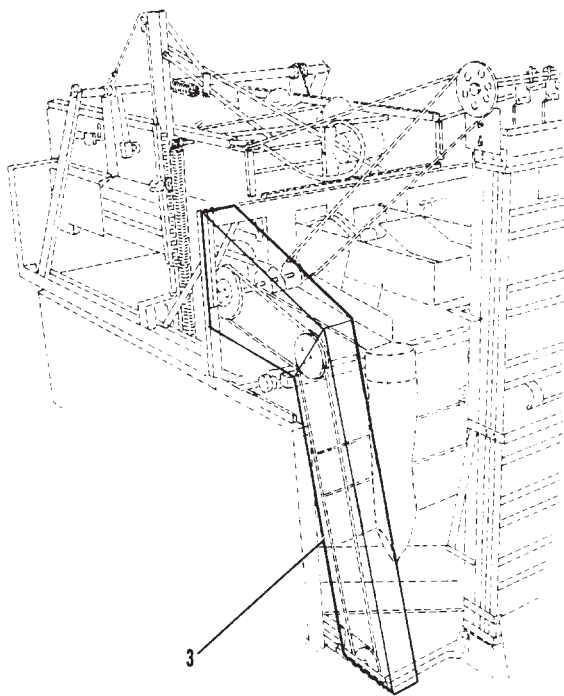
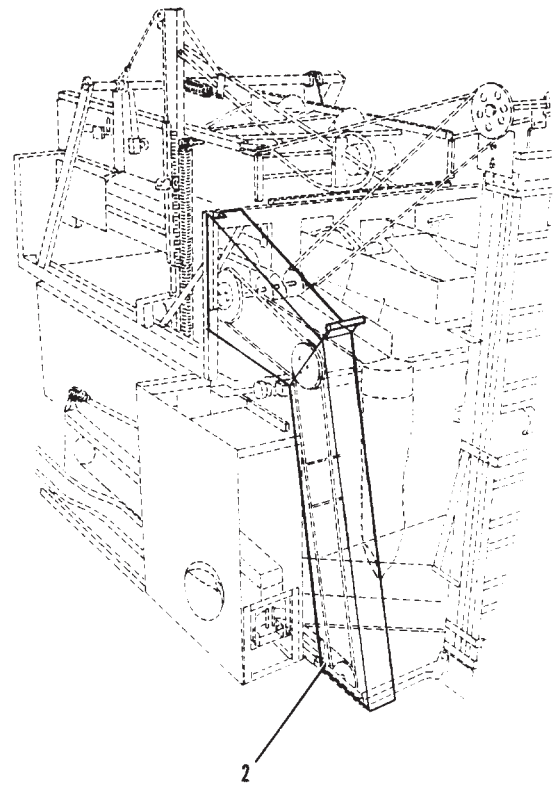
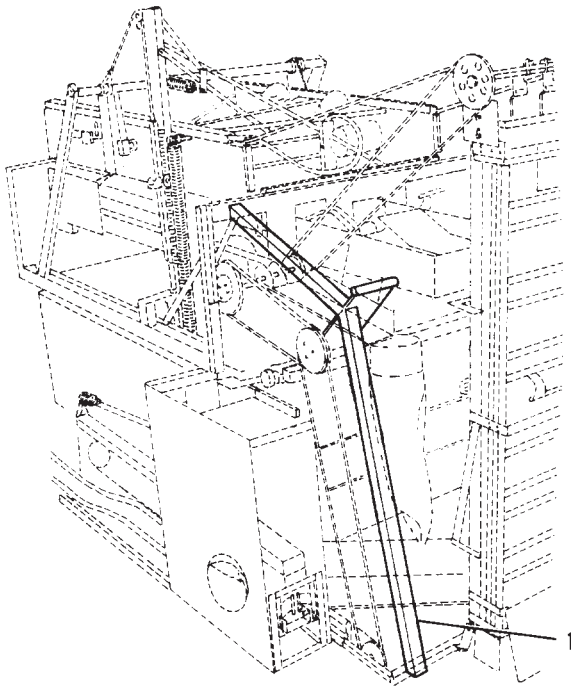
Index

No.	Part No.		Description
1.	*47-084050-001	N.A.	Pulley Guard Frame
	47-084049-001	N.A.	Pulley Guard Frame
2.	47-084046-001	N.A.	Pulley Guard (ball return)
3.	47-084045-001		Pulley Guard (division)
4.	47-084033-002		Side Guard Complete (end machine)

N.A. = No Longer Available

* Not Illustrated

GS-10 Long Pit Guards



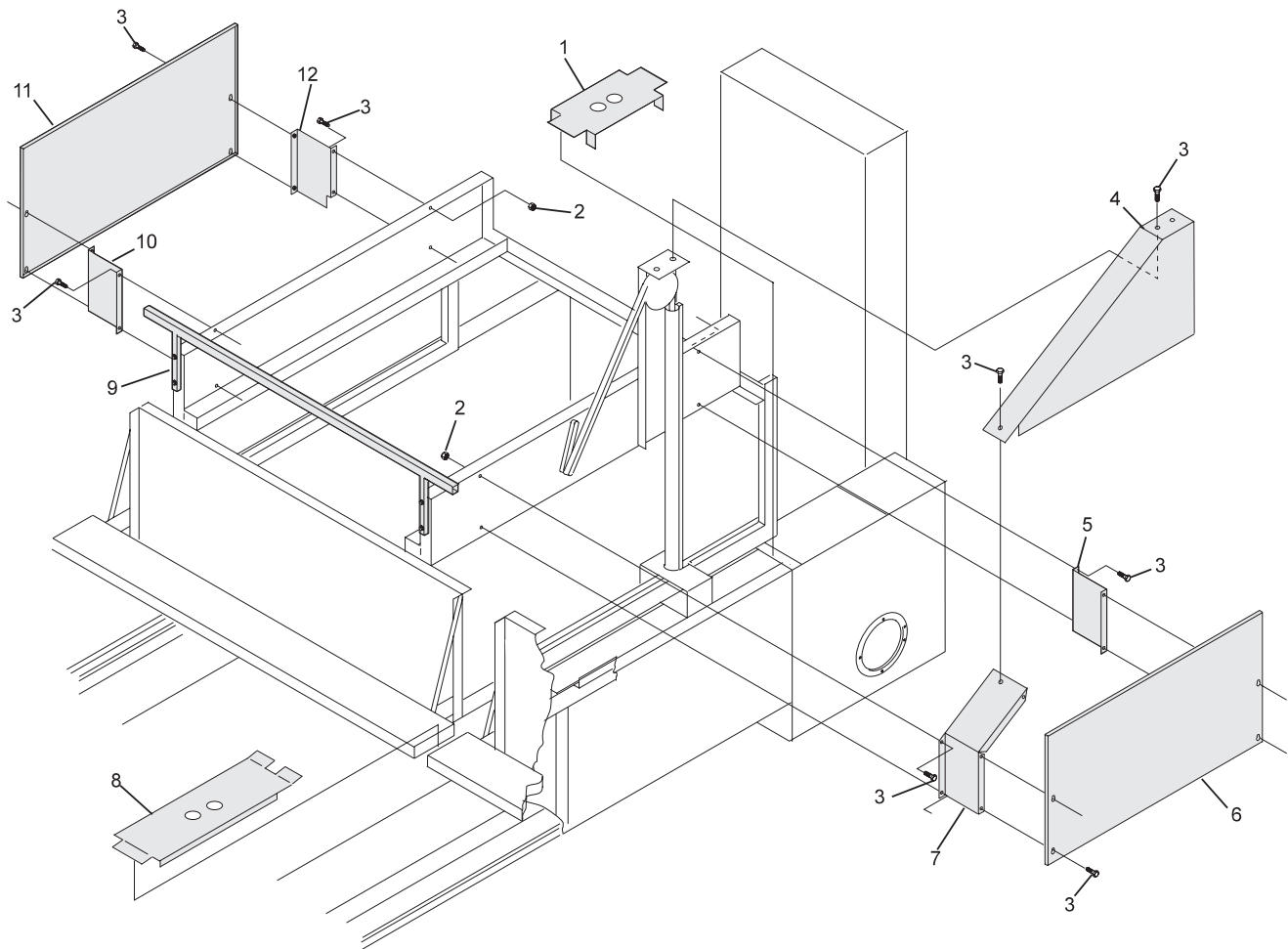
GS-10 Long Pit Guards

Index

No.	Part No.	Description
1.	47-084935-003	Accelerator Cover
2.	11-051744-001	Locknut (M8)
3.	11-051038-001	Metric Hex Head Cap Screw (18 mm x 16 mm)
4.	47-084938-002	N.A. Top Cover
5.	N.A.	N.A. R.H. Rear Support
6.	47-084937-002	N.A. Side Cover
7.	N.A.	N.A. L.H. Front Support
8.	47-084936-003	N.A. Walk Cover
	47-085973-000	R.O. Walkway Bridge
9.	47-084930-003	N.A. Hand Rail
10.	N.A.	N.A. L.H. Front Support
11.	47-084937-002	N.A. Side Cover
12.	N.A.	N.A. L.H. Rear Support

N.A. = No Longer Available

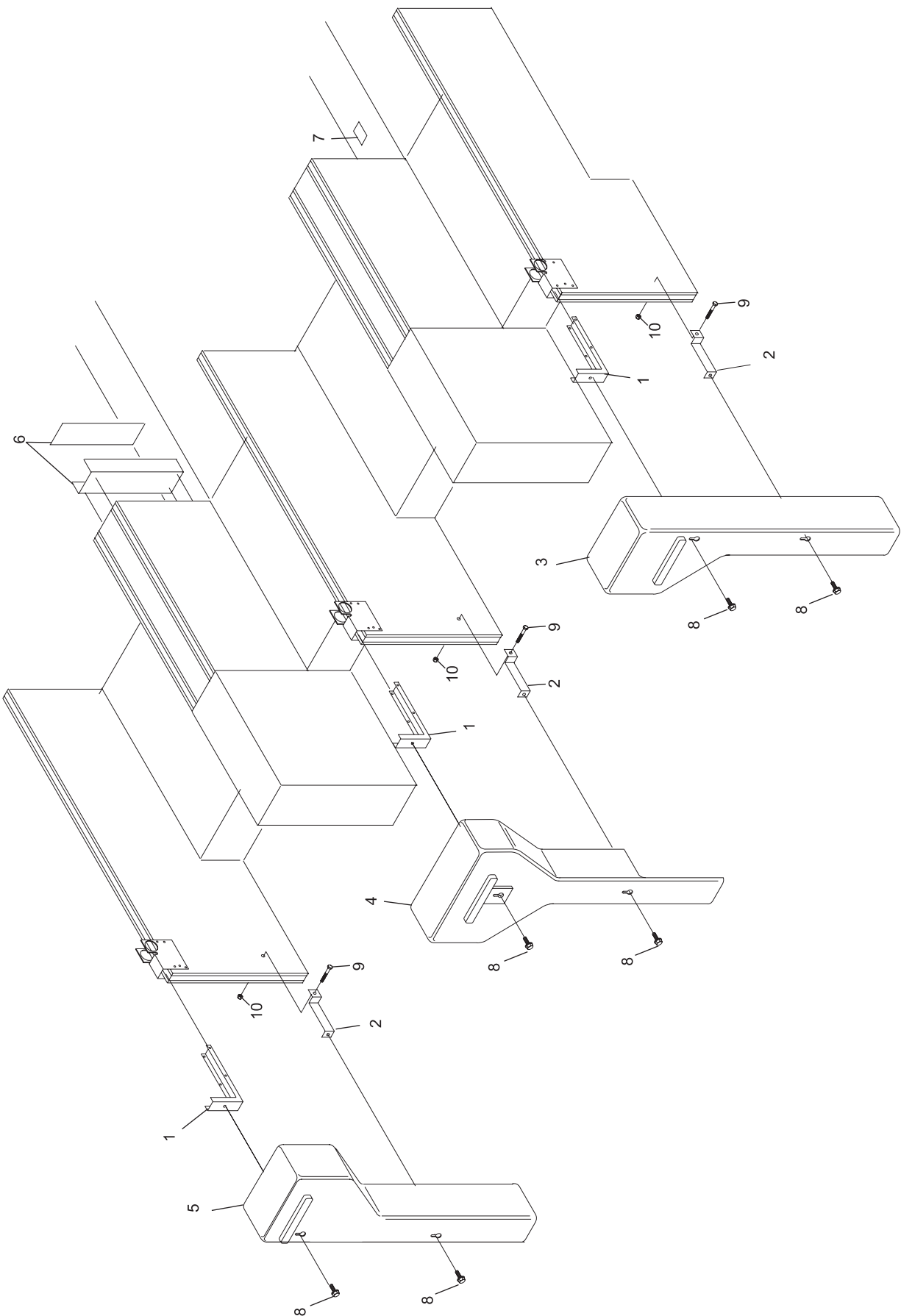
C-Guards



C-Guards

Index

No.	Part No.	Description
1.	47-085312-003	Angle Bracket
2.	47-085313-003	Lower Bracket
3.	47-085182-003	Guard, left-end (from the foul line)
4.	47-085189-003	Guard, Double (common kickback)
5.	47-085191-003	Guard, right-end (from the foul line)
6.	47-084958-004	Cable Channel and Cover Assembly
7.	47-084950-004	Warning Label (Ball Detect)
8.	11-055101-001	Hex Head Cap Screw (9 mm x 20 mm)
9.	11-051013-001	Hex Head Cap Screw (10 mm x 90 mm)
10.	11-051745-001	Locknut (10 mm)



**V-Belt Guard
Base/Fixed**

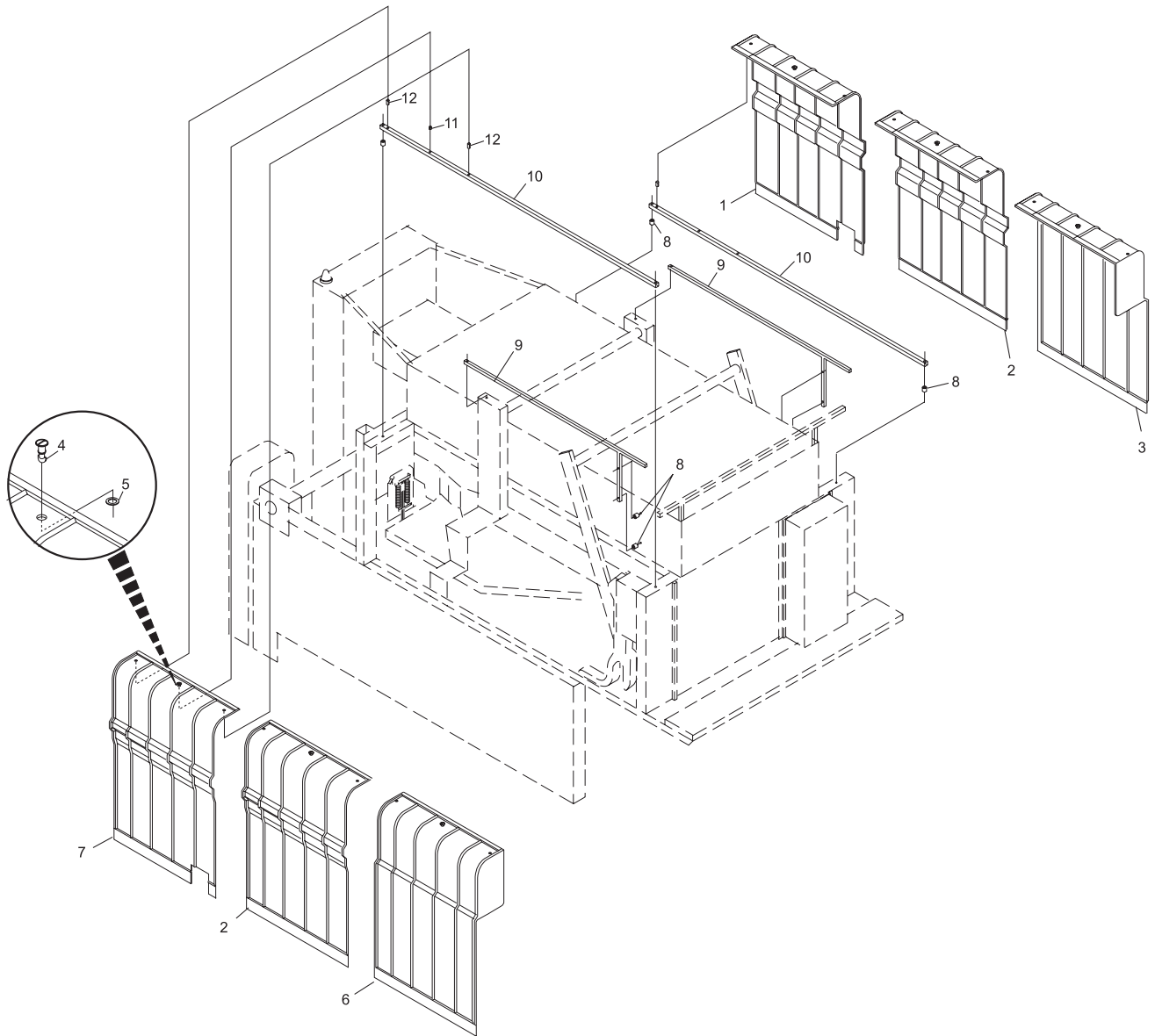
Index

No.	Part No.	Description
1.	47-085571-009	R.H. Rear Guard - Complete
2.	47-085570-009	Middle Guard - Complete
3.	47-085574-009	R.H. Front Guard - Complete
4.	47-085550-004	N.A. 1/4 Turn Fastener Slotted Pan Head
	11-056201-000	R.O. 1/4 Turn Fastener Pan Head w/Internal Hex Drive
5.	47-085499-004	Retaining Ring
6.	47-085573-009	L.H. Front Guard - Complete
7.	47-085572-009	L.H. Rear Guard - Complete
8.	47-085490-004	Spacer
9.	47-085569-009	Guard Rail
10.	47-085492-004	Guard Support
11.	47-085498-004	1/4 Turn Receptacle
12.	11-052689-001	N.A. Roll Pin (8 mm x 30 mm)

N.A. = No Longer Available

R.O. = Replacement Option

**Base/Fixed
GS-X Machine Guards
(Machine Series 443 and Above)**



**Base/Fixed
GS-X Machine Guards
(Machine Series 443 and Above)**

Index

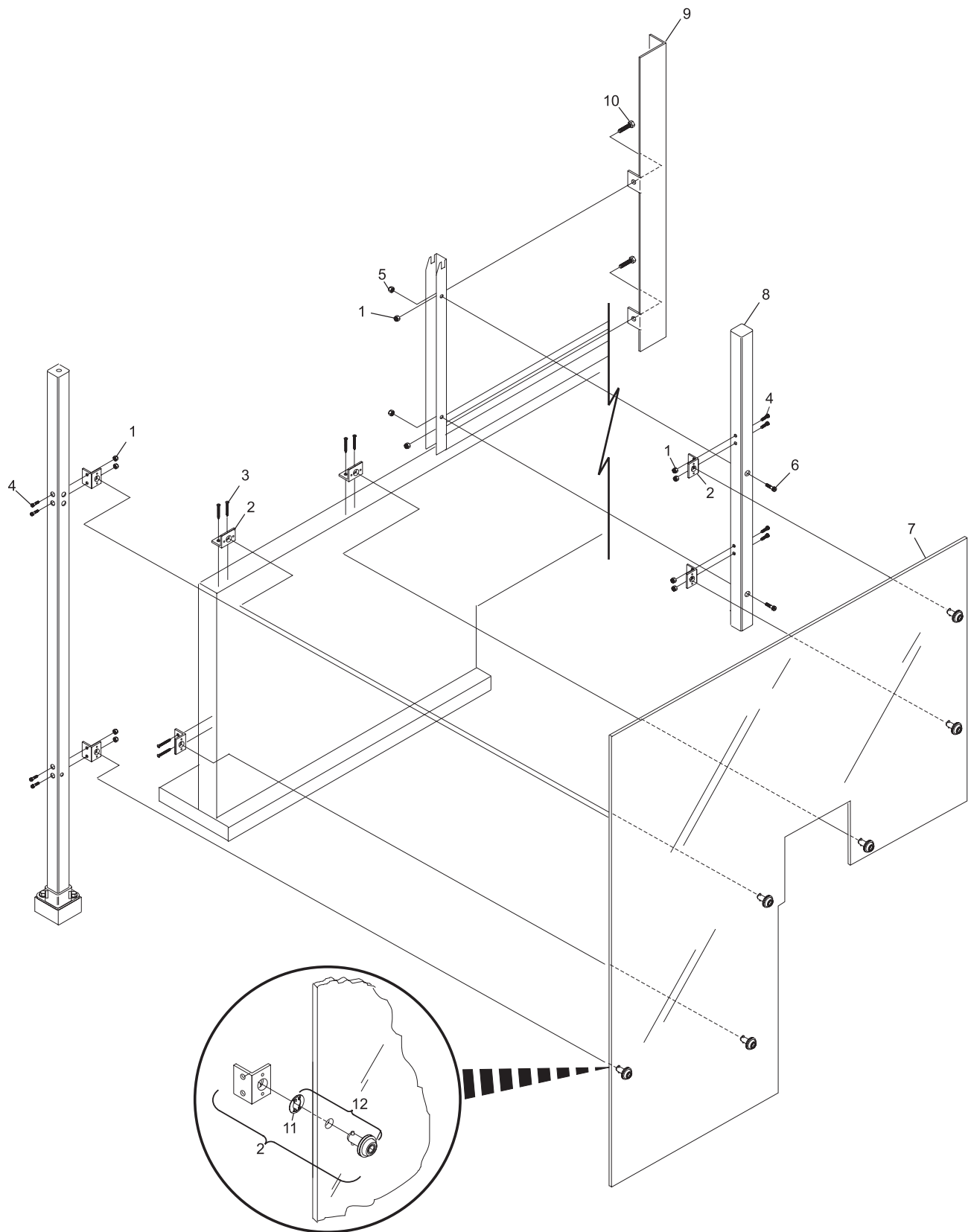
No.	Part No.	Description
1.	11-051744-001	Lock Nut (8 mm)
2.	47-013952-004	Quick Lock Assembly (includes Fastener, Retainer and Bracket)
3.	11-053308-001	N.A. Wood Screw (6mm x 30 mm)
4.	11-051550-001	N.A. Socket Head Cap Screw (8 mm x 16 mm)
5.	11-051743-001	Lock Nut (6 mm)
6.	11-051514-001	Socket Head Cap Screw (6 mm x 16 mm)
7.	47-085825-003	Side Rear Guard - (Clear)
8.	47-085828-003	N.A. R.H. Support Pole
	*47-085837-003	N.A. L.H. Support Pole
9.	47-085840-003	N.A. R.H. Frame Extension
	*47-085839-003	N.A. L.H. Frame Extension
	*47-085784-009	R.O. Extension Frame for Lane Pair Pkg.
10.	11-051041-001	Hex Head Cap Screw (8 mm x 35 mm)
11.	47-086163-009	Retainer (Pkg. of 10)
12.	47-086165-009	Quick Lock Internal Hex Drive Pan Head Fastener w/Retainer (replaces Slotted Hex Head Fastener)

N.A. = No Longer Available

R.O. = Replacement Option

** Not Illustrated*

**Base/Fixed
End Lane/Post Row Side Guards**



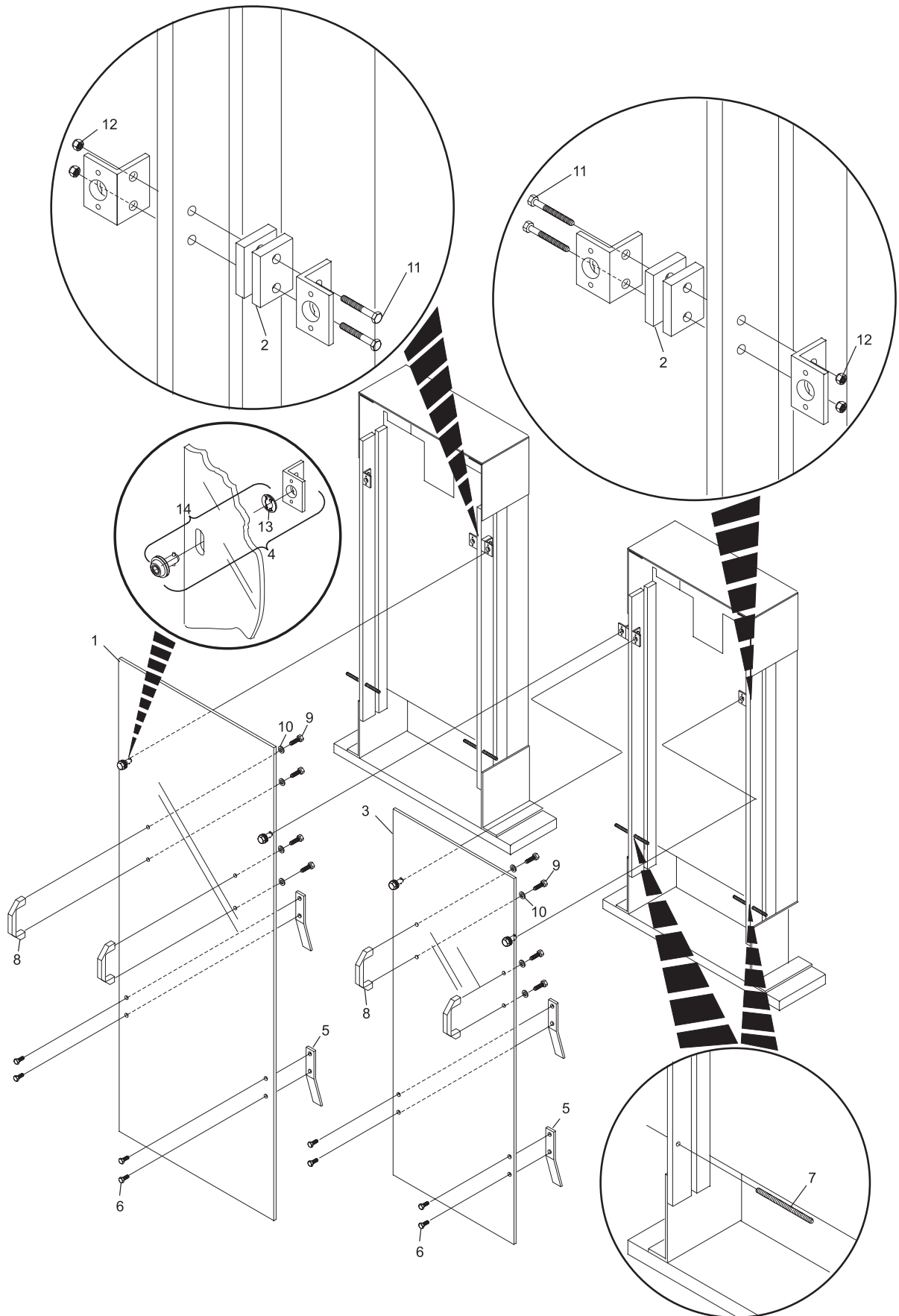
Base/Fixed End Lane/Post Row Side Guards

Index

No.	Part No.		Description
1.	47-085821-003	S.O.	Division Guard - (Clear)
2.	47-085829-004	N.A.	Shim
3.	47-085822-003	S.O.	Elevator Guard - (Clear)
	47-013990-002		Elevator Guard - (Solid Gray)
4.	47-013952-004		Quick Lock Assembly (includes Fastener, Retainer and Bracket)
5.	47-013651-004	N.A.	Mounting Clip
6.	11-054451-000		Self Tapping Screw (6 mm x 10 mm)
7.	11-054425-000		Slotted Set Screw (M8 x 80 mm)
8.	47-085826-009		Handle Pkg. (includes index Nos. 9 & 10)
9.	11-051035-001		Hex Head Cap Screw (6 mm x 16 mm)
10.	11-052037-001		Flat Washer (6.4)
11.	11-051011-001		Hex Head Cap Screw (8 mm x 50 mm)
12.	11-051744-001		Lock Nut (8 mm)
13.	47-086163-009		Retainer (Pkg. of 10)
14.	47-086165-009		Quick Lock Internal Hex Drive Pan Head Fastener w/Retaining Ring

N.A. = No Longer Available

S.O. = Special Order

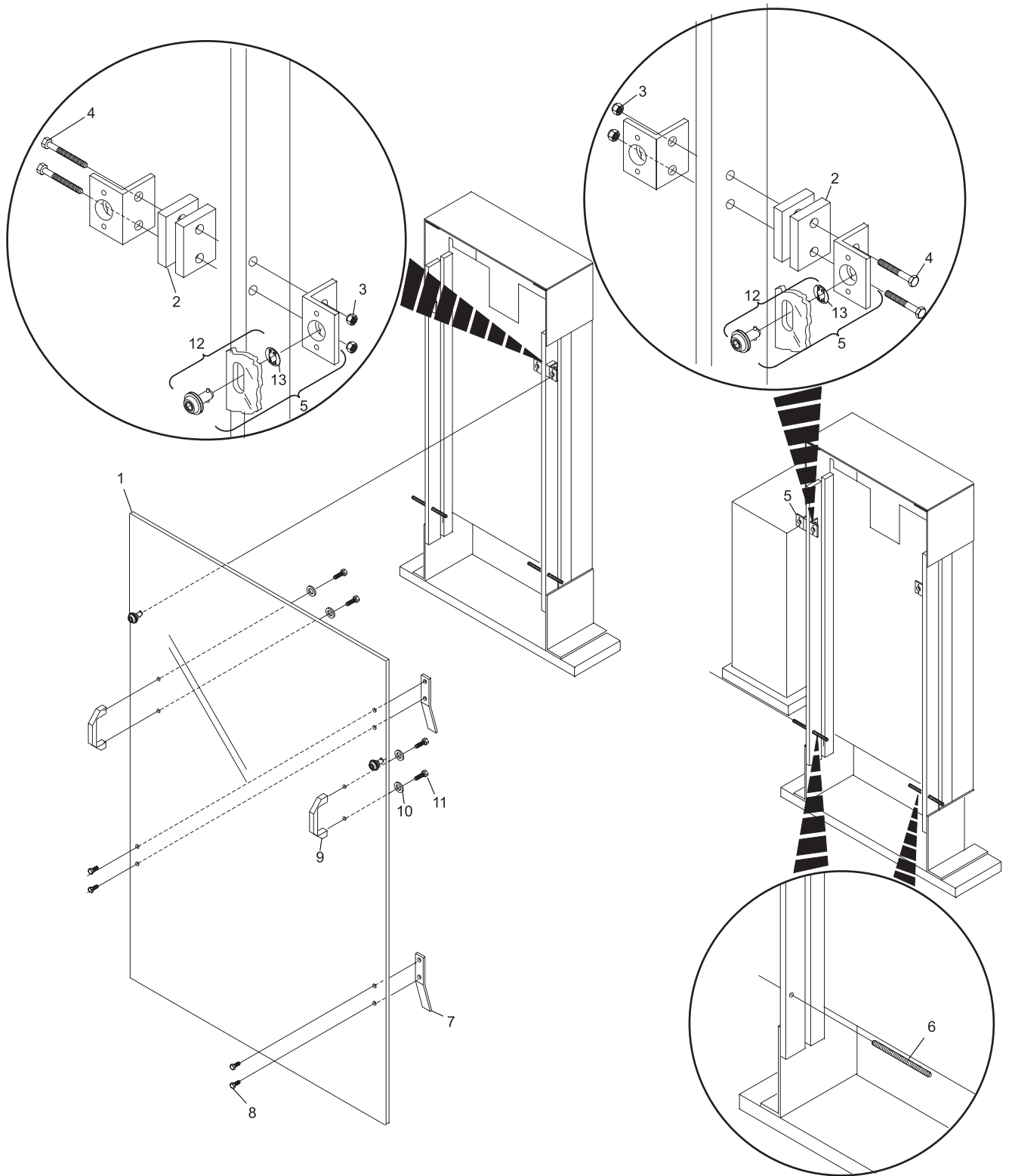


**Base/Fixed
Division/Elevator Guards**

Index

No.	Part No.		Description
1.	47-085820-003	N.A.	Ball Return Guard (Clear)
2.	47-085829-004	N.A.	Shim
3.	11-051744-001		Lock Nut (8 mm)
4.	11-051011-001		Hex Head Cap Screw (8 mm x 50 mm)
5.	47-013952-004		Quick Lock Assembly (includes Bracket, Fastener and Retainer)
6.	11-054425-000		Slotted Set Screw (M8 x 80 mm)
7.	47-013651-004	N.A.	Mounting Clip
8.	11-054451-000		Self Tapping Screw (6 mm x 10 mm)
9.	47-085826-009		Handle Pkg. (included index Nos. 10 & 11)
10.	11-052037-001		Flat Washer (6.4 x 18)
11.	11-051035-001		Hex Head Cap Screw (6 mm x 16 mm)
12.	47-086165-009		Quick Lock Internal Hex Drive Pan Head Fastener w/Retaining Ring
13.	47-086163-009		Retainer (Pkg. of 10)

N.A. = No Longer Available



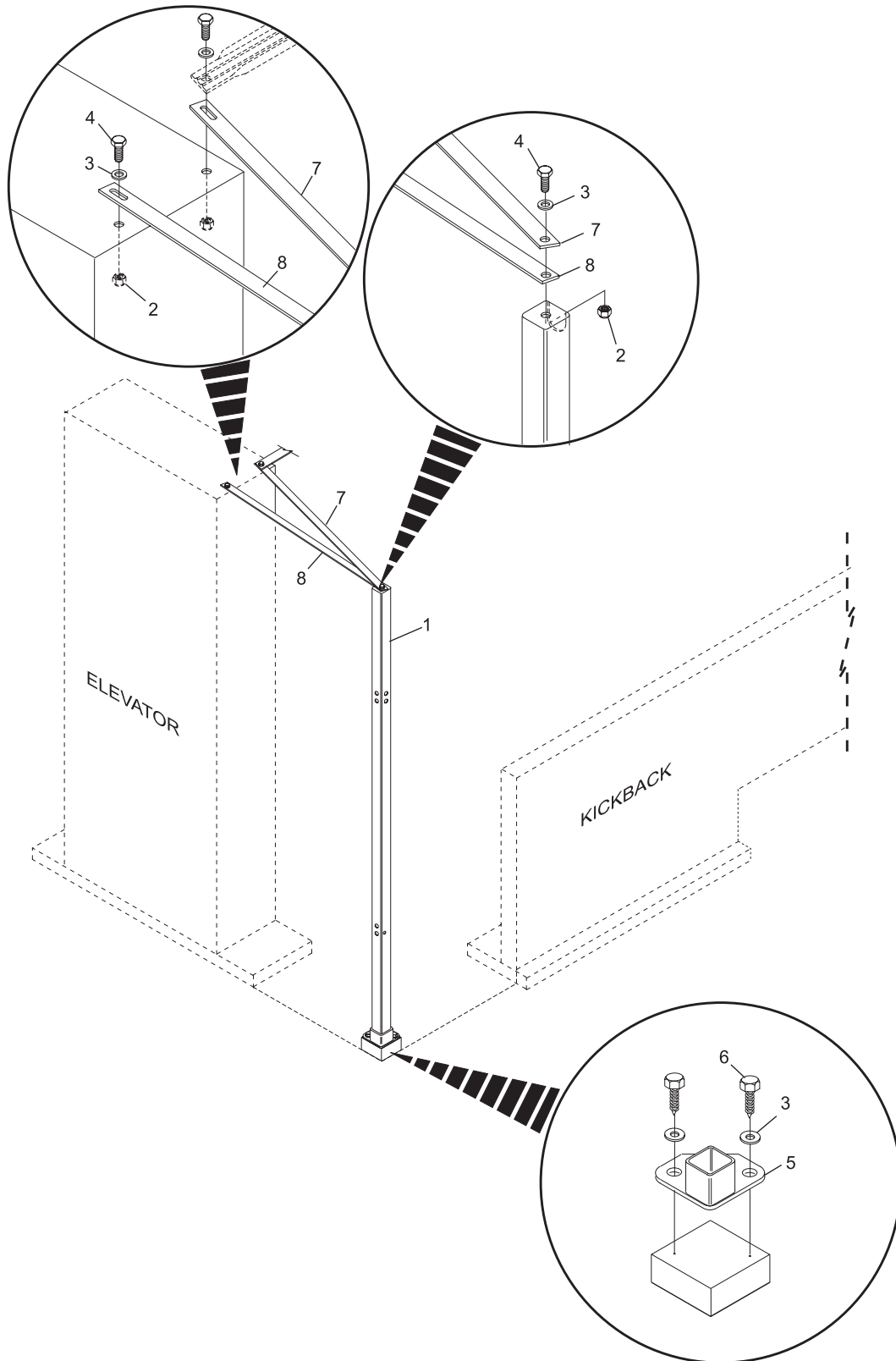
Fixed Ball Return Guards

Index

No.	Part No.		Description
1.	47-085834-003	N.A.	R.H. Support Pole Guard
	47-085838-003	N.A.	L.H. Support Pole Guard
2.	11-051744-001		Lock Nut (8 mm)
3.	11-052019-001		Flat Washer (8.4)
4.	11-053305-001	N.A.	Hex Head Cap Screw (8 mm x 40 mm)
5.	47-085835-003	N.A.	Support Block
6.	11-051015-001		Hex Head Lag Screw (8 mm x 25 mm)
7.	47-085833-003	N.A.	R.H. Angle Stabilizer Bar (660 mm)
	47-085831-003	N.A.	L.H. Angle Stabilizer Bar (500 mm)
8.	47-085832-003	N.A.	L.H. Straight Stabilizer Bar (610 mm)
	47-085830-003	N.A.	R.H. Straight Stabilizer Bar (450 mm)

N.A. = No Longer Available

**Base/Fixed
End Lane/Post Row
Support Pole**



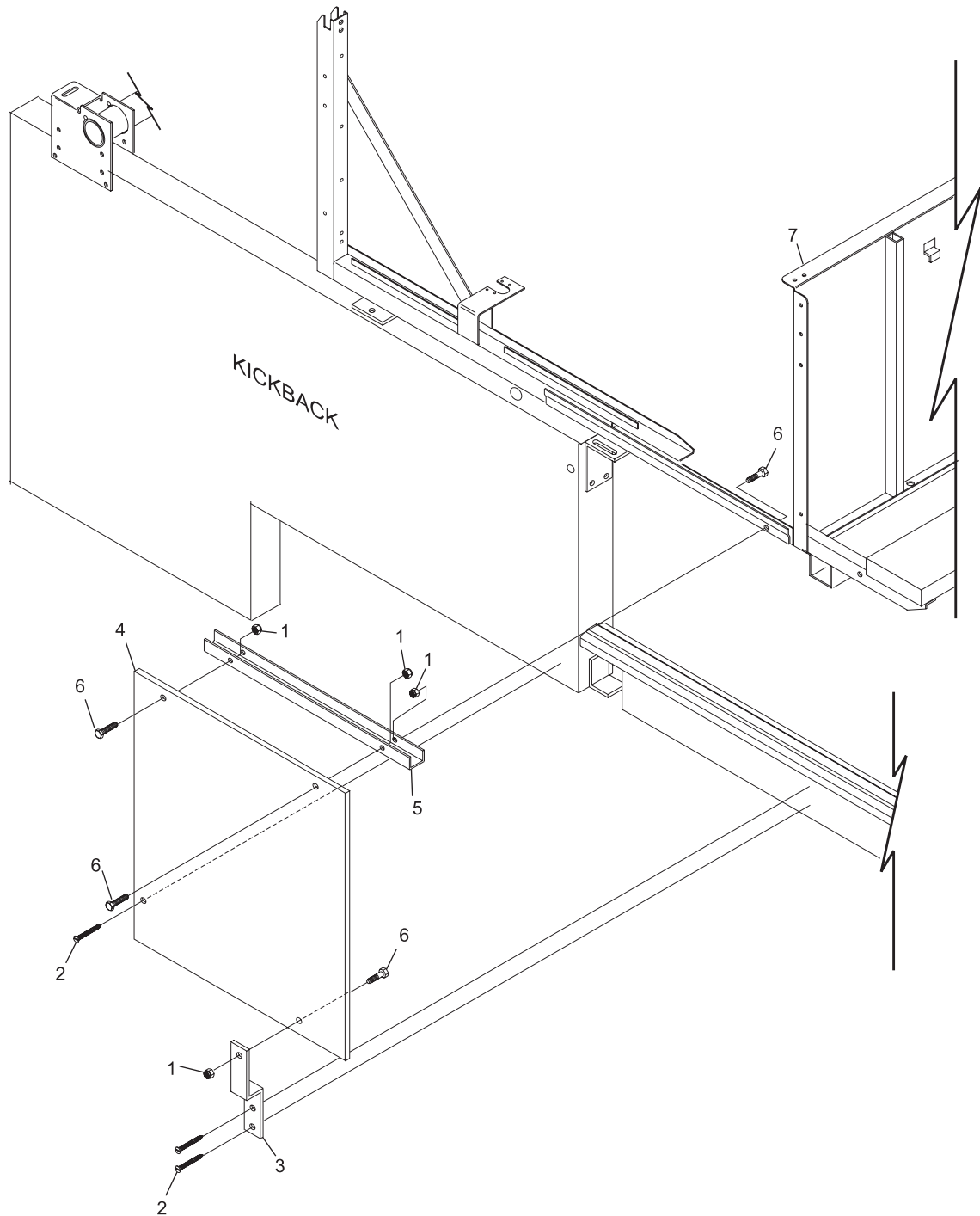
**Base/Fixed
End Lane/Post Row
Support Pole**

Index

No.	Part No.		Description
1.	11-051743-001		Lock Nut (6 mm)
2.	11-054851-001	N.A.	Wood Screw (4.8 mm x 25 mm)
3.	47-085783-004	N.A.	Sweep Guard Plate - Bracket
4.	47-085781-003	S.O.	Sweep Guard (Clear)
5.	47-085782-003	N.A.	Guard Support
6.	11-051035-001		Hex Head Cap Screw (6 mm x 16 mm)
7.	47-085362-002	N.A.	Front Frame Support Assembly

N.A. = No Longer Available

S.O. = Special Order



Base/Fixed Sweep Guard

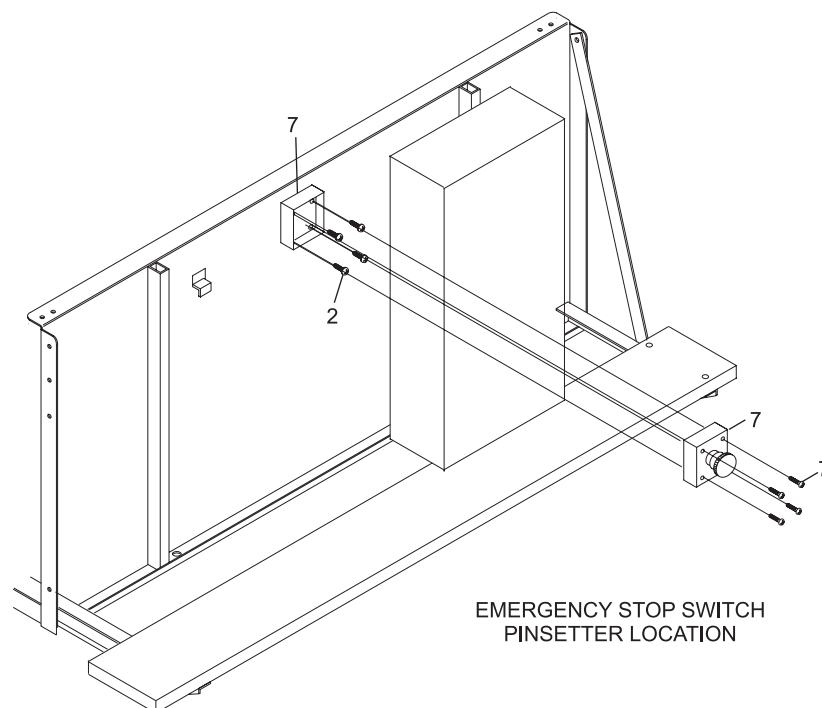
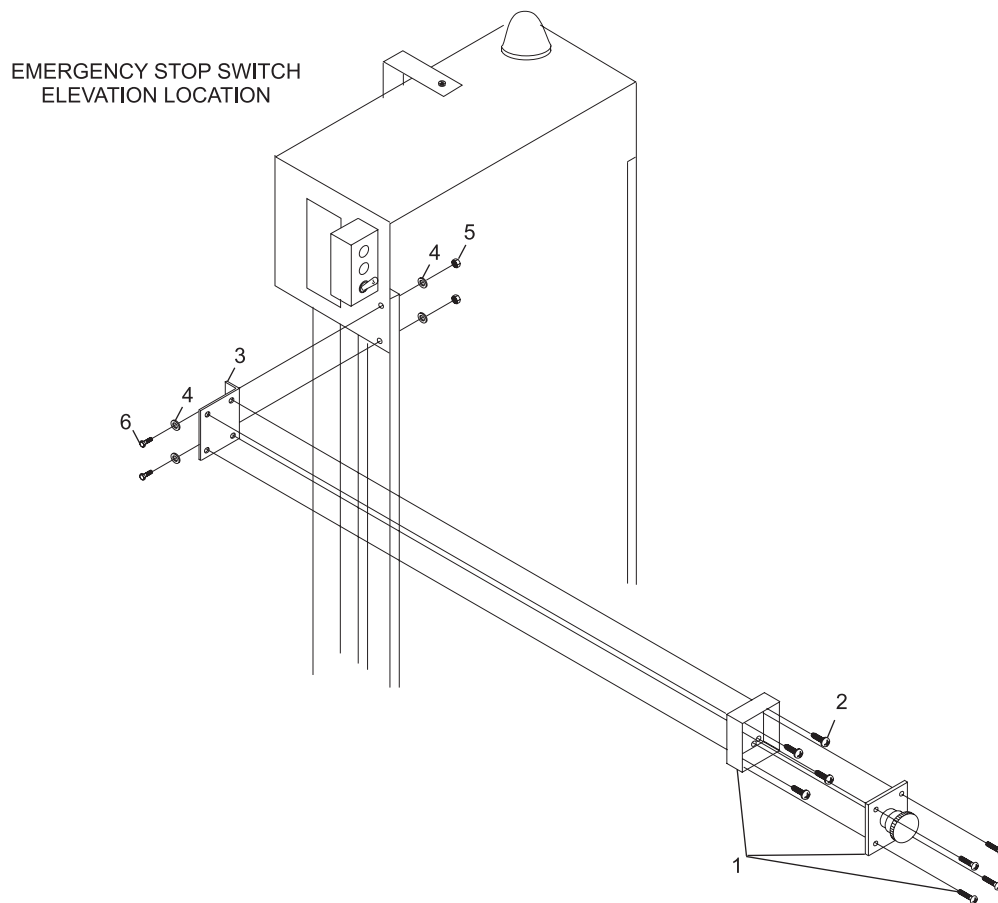
Index

No.	Part No.		Description
1.	47-142720-000	N.A.	Rear Emergency Stop Switch Assembly (216')
	47-142871-000	R.O.	Emergency Stop Box Assembly (back of pinsetter)
2.	11-021524-015	N.A.	Self Tapping Screws (#6-32)
3.	47-142731-000	N.A.	Elevator Emergency Stop Switch Bracket
4.	11-052020-001	N.A.	Flat Washer (5.3)
5.	11-051742-001	N.A.	Lock Nut (5 mm)
6.	11-051027-001	N.A.	Hex Head Cap Screw (5 mm x 40 mm)
7.	47-142719-000	N.A.	Front Emergency Stop Switch Assembly (96")
	*47-142870-000	R.O.	Emergency Stop Box Assembly (front of pinsetter)

N.A. = No Longer Available

R.O. = Replacement Option

* Not Illustrated



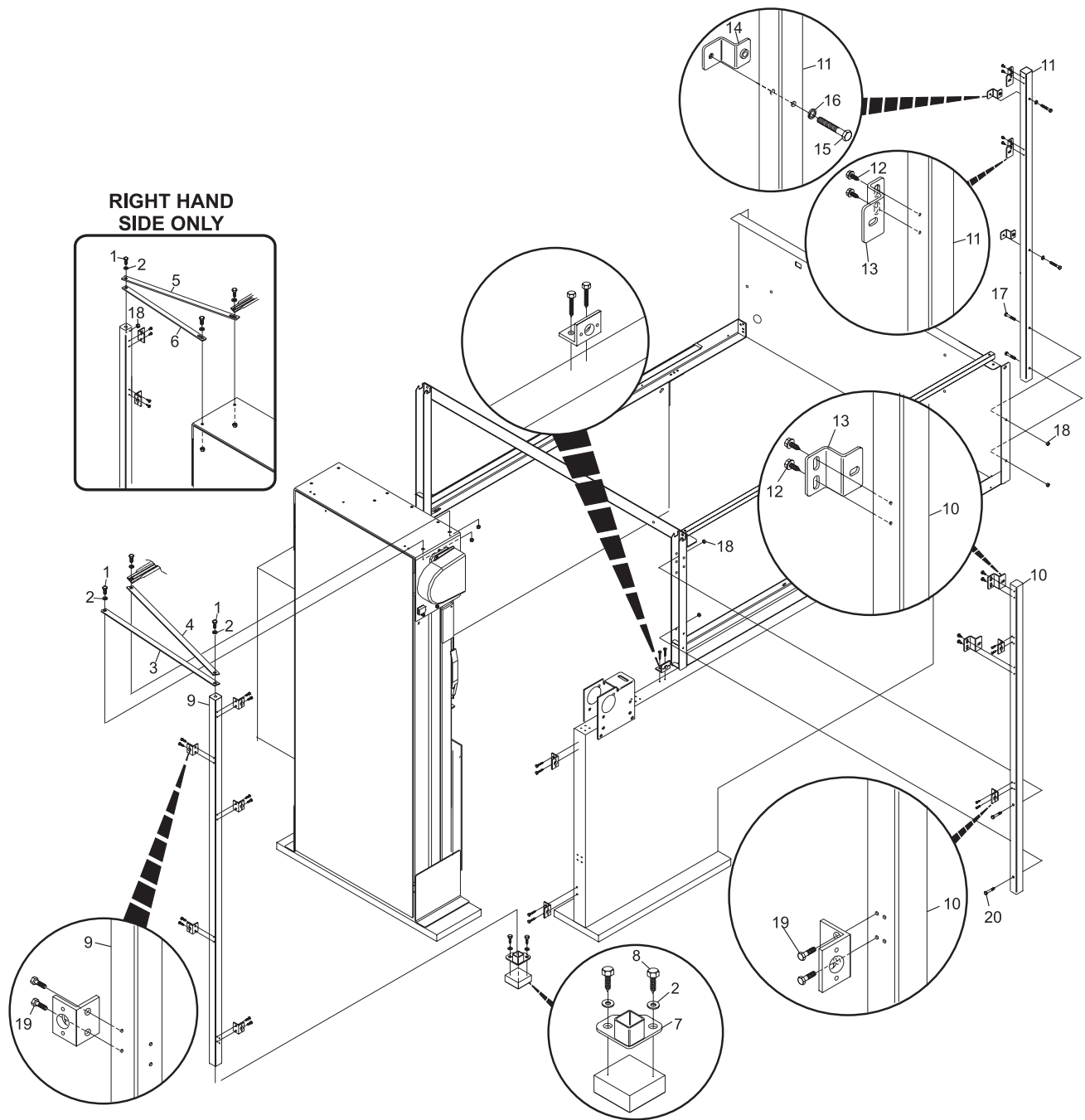
Base/Fixed Emergency Stop Switch

Index

No.	Part No.	Description
1.	11-051015-001	Hex Head Cap Screw (M8 x 25 mm)
2.	11-052019-001	Flat Washer (8.4 mm)
3.	47-086034-000	N.A. Stabilizer (575 mm)
4.	47-086035-000	N.A. Stabilizer (615 mm)
5.	47-085831-003	N.A. Stabilizer (500 mm)
6.	47-085830-003	N.A. Stabilizer (450 mm)
7.	47-085835-003	N.A. Support Block
8.	11-053305-001	N.A. Hex Head Lag Screw (M8 x 40 mm)
9.	47-085989-000	Support Post (1.97 m)
10.	47-085987-000	Rear Pinsetter Support Post
11.	47-085988-000	Front Pinsetter Support Post
12.	11-010818-001	N.A. Self-Tapping Screw (1/4-14 x 1")
13.	47-085993-000	Division Guard Offset Bracket
14.	47-085994-000	N.A. Walkway Guard Bracket
15.	11-051014-001	Hex Head Cap Screw (M6 x 45 mm)
16.	11-051769-001	Lockwasher (6 mm)
17.	11-051064-001	Hex Head Cap Screw (M8 x 65 mm)
18.	11-051744-001	Locknut (8 mm)
19.	11-051079-001	N.A. Hex Head Cap Screw (M8 x 50 mm)
20.	11-081028-001	Self-Tapping Screw (5/16 x 1/2")

N.A. = No Longer Available

**UK Advanced/Advanced
Left & Right Side Machine Guards
Support Posts**



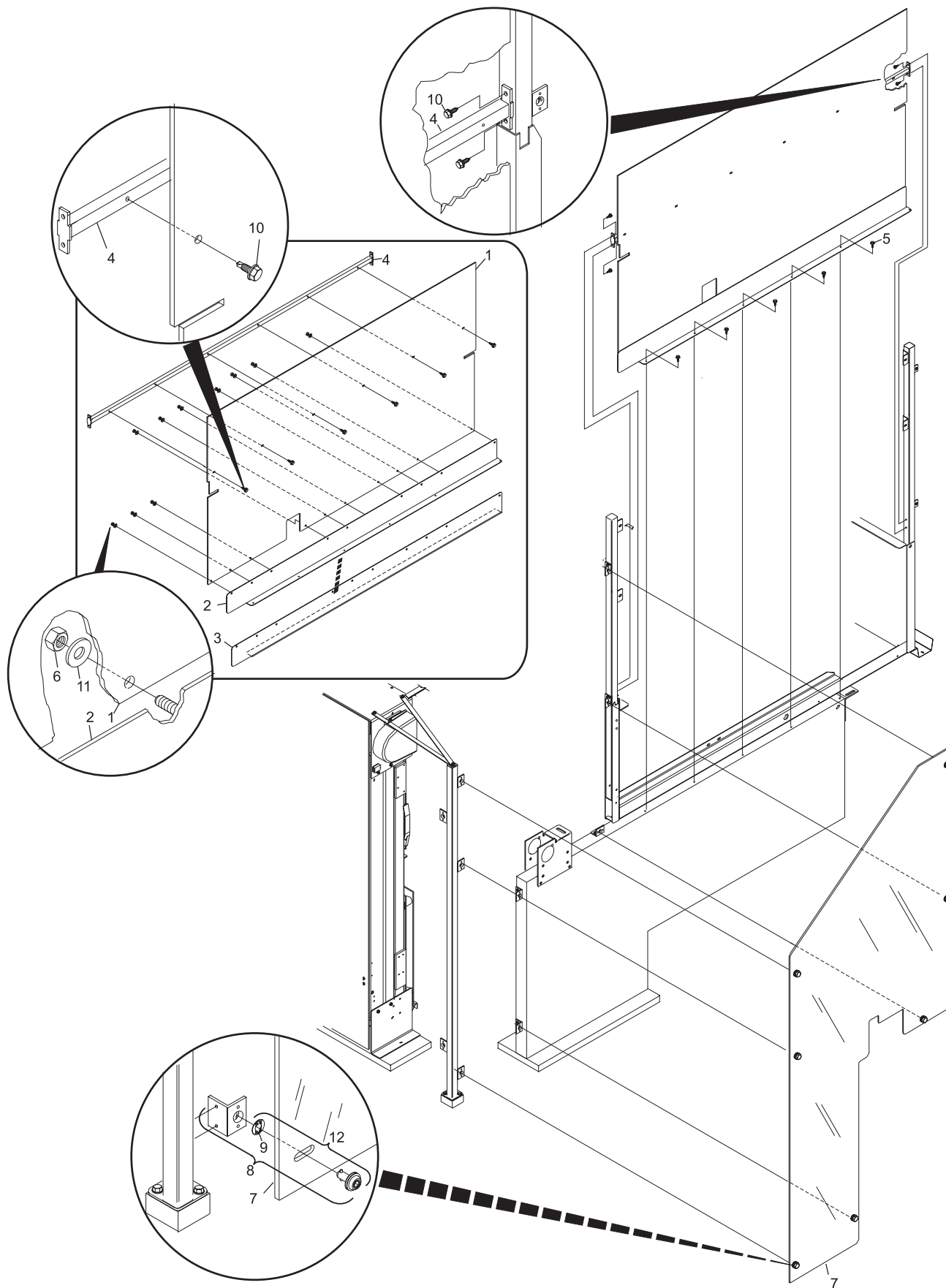
**UK Advanced/Advanced
Left & Right Side Machine Guards
Support Posts**

Index

No.	Part No.		Description
1.	47-085990-000	S.O.	Division Guard
2.	47-085998-000	N.A.	L.H. End Guard Support
3.	47-085997-000	N.A.	R.H. End Guard Support
4.	47-086066-009		Support
5.	11-053308-001	N.A.	Hex Head Lag Screw (M6 x 30 mm)
6.	11-051743-001		Locknut (6 mm)
7.	47-085979-000	S.O.	End Lane Guard
8.	47-013952-004		Quick Lock Assembly (includes Fastener, Retainer and Bracket)
9.	47-086163-009		Quick Lock Retainer (Pkg. of 10)
10.	11-010818-001	N.A.	Self Tapping Screw (1/4-14 x 1")
11.	11-052037-001		Flat Washer (6.4)
12.	47-086165-009		Quick Lock Internal Hex Drive Pan Head Fastener w/Retainer

N.A. = No Longer Available

S.O. = Special Order

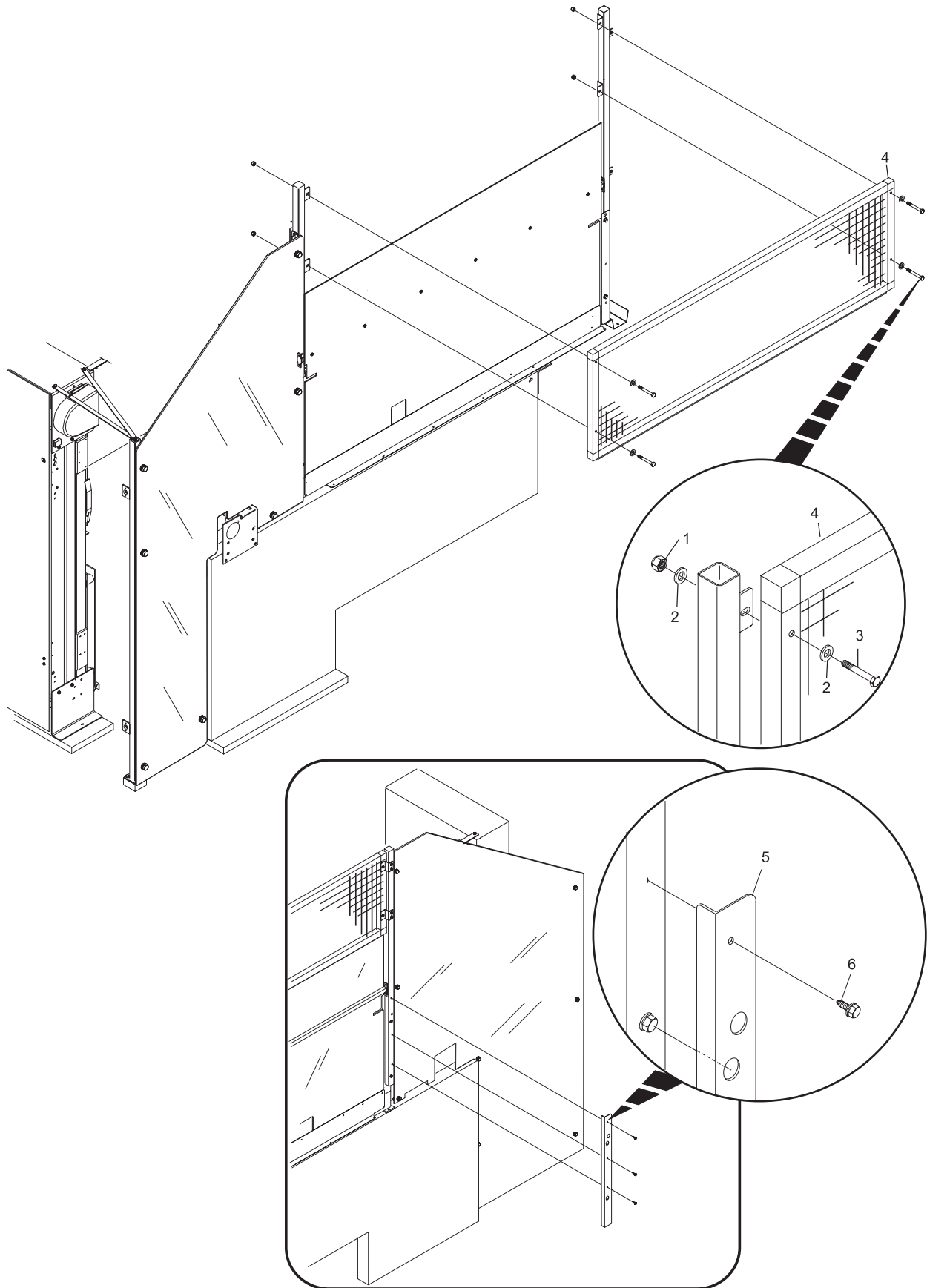


UK Advanced/Advanced Left & Right Side Machine Guards

Index

No.	Part No.	Description
1.	11-051743-001	Locknut (6 mm)
2.	11-052037-001	Flat Washer (6.4)
3.	11-051036-001	N.A. Hex Head Cap Screw (M6 x 35 mm)
4.	47-085984-000	Upper Division Guard
5.	47-085996-000	N.A. End Guard Cover - Used On Right Side Only
6.	11-010818-001	N.A. Self Tapping Screw (1/4-14 x 1")

N.A. = No Longer Available



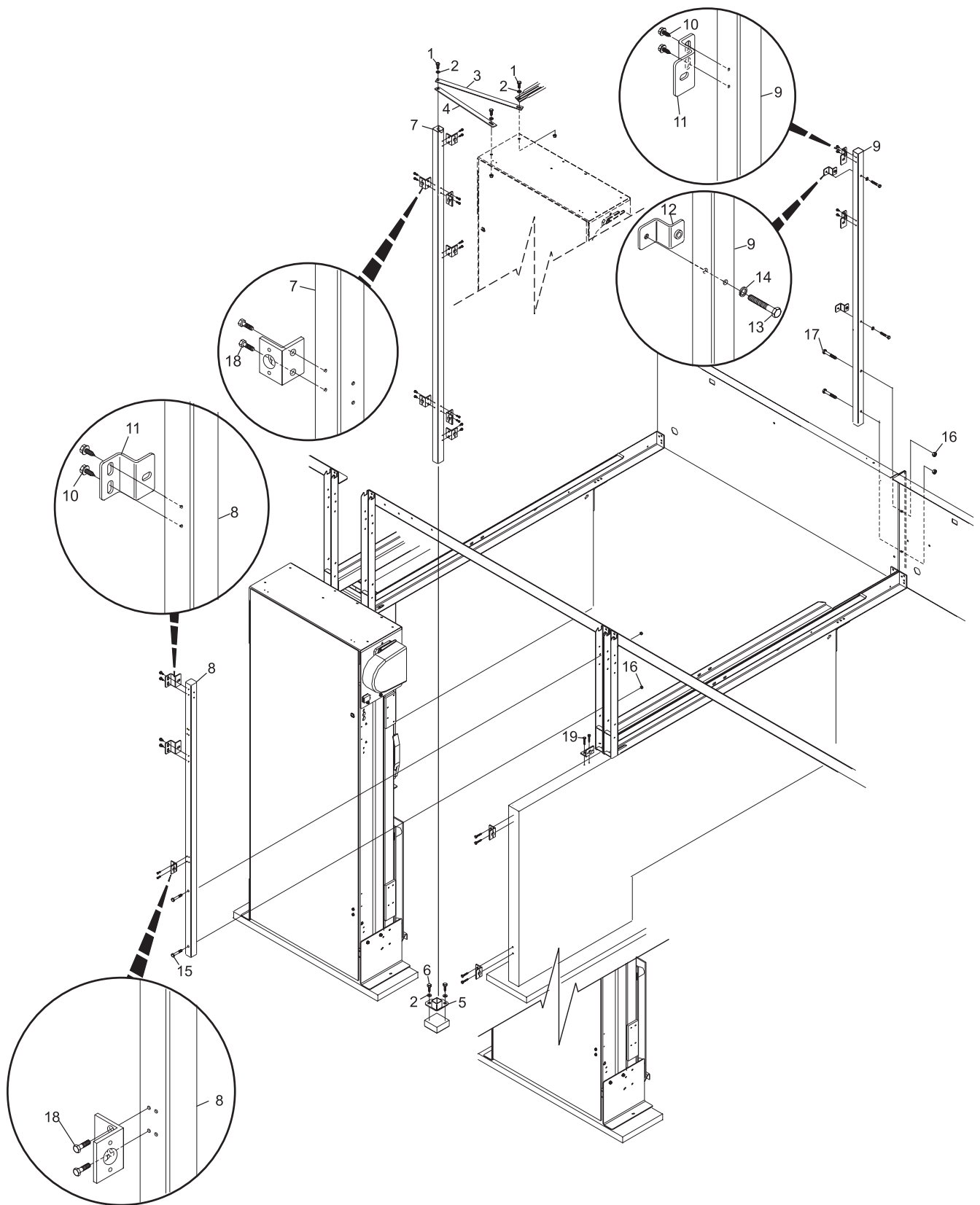
RIGHT HAND SIDE ONLY

**UK Advanced/Advanced
Left & Right Side Upper Machine Guards**

Index

No.	Part No.	Description
1.	11-051015-001	Hex Head Cap Screw (M8 x 25 mm)
2.	11-052019-001	Flat Washer (8.4 mm)
3.	47-085831-003	N.A. Stabilizer (500 mm)
4.	47-085830-003	N.A. Stabilizer (450 mm)
5.	47-085835-003	N.A. Support Block
6.	11-053305-001	N.A. Hex Head Lag Screw (M8 x 40 mm)
7.	47-085989-000	Support Post
8.	47-085987-000	Rear Pinsetter Support Post
9.	47-085988-000	Front Pinsetter Support Post
10.	11-010818-001	N.A. Self Tapping Screw (1/4-14 x 1")
11.	47-085993-000	N.A. Division Guard Offset Bracket
12.	47-085994-000	N.A. Walkway Guard Bracket
13.	11-051014-001	Hex Head Cap Screw (6 mm x 45 mm)
14.	11-051769-001	Lockwasher (6 mm)
15.	11-051079-001	N.A. Hex Head Cap Screw (M8 x 50 mm)
16.	11-051744-001	Locknut (8 mm)
17.	11-051064-001	Hex Head Cap Screw (M8 x 65 mm)
18.	11-053310-001	N.A. Hex Head Lag Screw (M8 x 30 mm)
19.	11-081028-001	N.A. Self TappingTapping Screw (5/16 x 1/2")

N.A. = No Longer Available



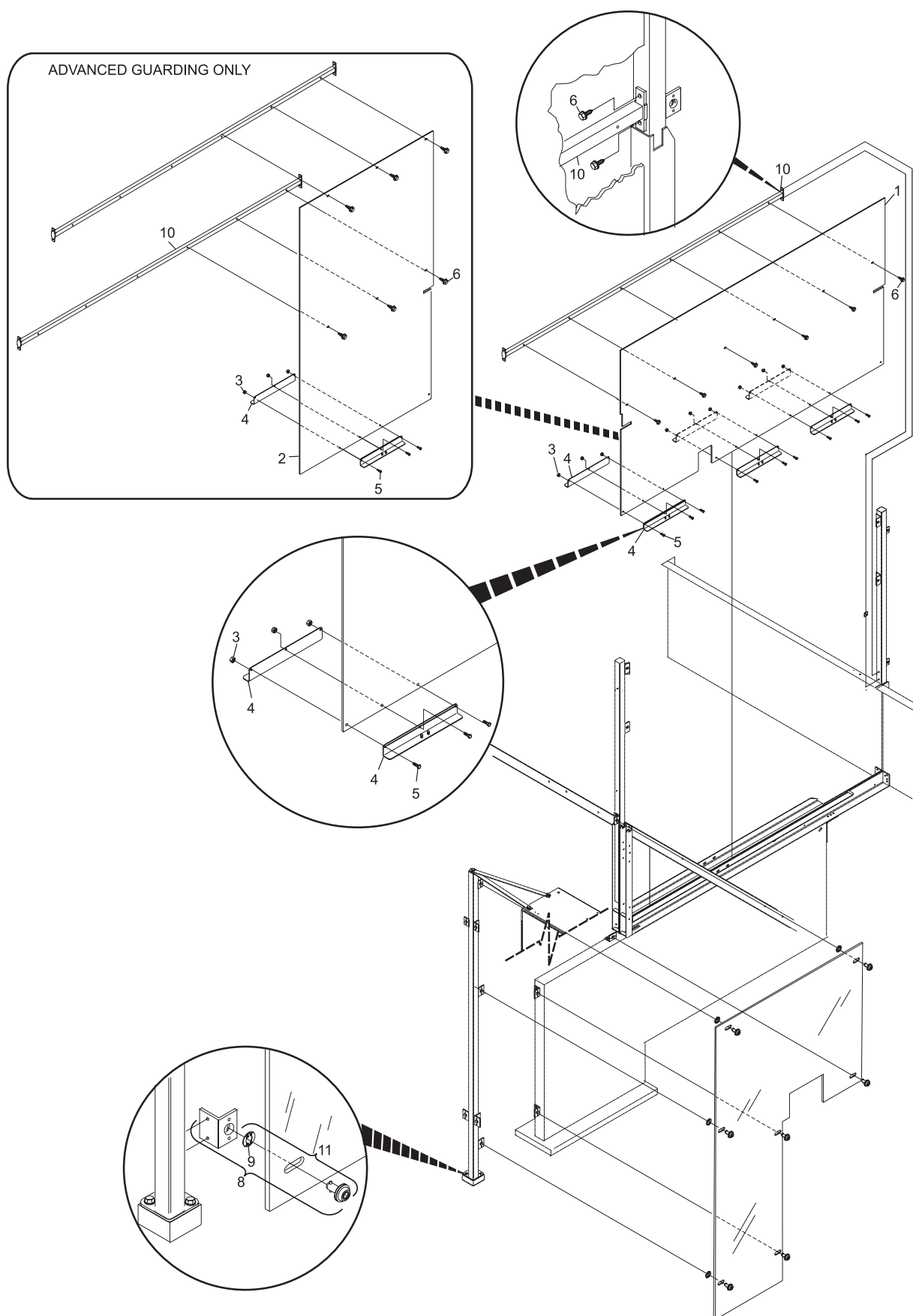
UK Advanced/Advanced Division Support Posts

Index

No.	Part No.		Description
1.	47-085990-000	S.O.	Division Guard - UK Advanced Guards only
2.	47-086043-000	S.O.	Division Guard - Advanced Guards only
3.	11-051743-001		Locknut (6 mm)
4.	47-085991-000	N.A.	Division Guard Support
5.	11-051018-001		Hex Head Lag Screw (6 mm x 20 mm)
6.	11-010818-001	N.A.	Self Tapping Screw (1/4-14 x 1")
7.	47-086039-000	S.O.	Elevator Guard
8.	47-013952-004	N.A.	Quick Lock Assembly (includes Fastener, Retainer and Bracket)
9.	47-086163-009		Quick Lock Retainer Pkg. (Qty. 10)
10.	47-086066-009		Guard Support Tube
11.	47-086165-009		Quick Lock Internal Hex Drive Pan Head Fastener w/Retainer Ring

N.A. = No Longer Available

S.O. = Special Order

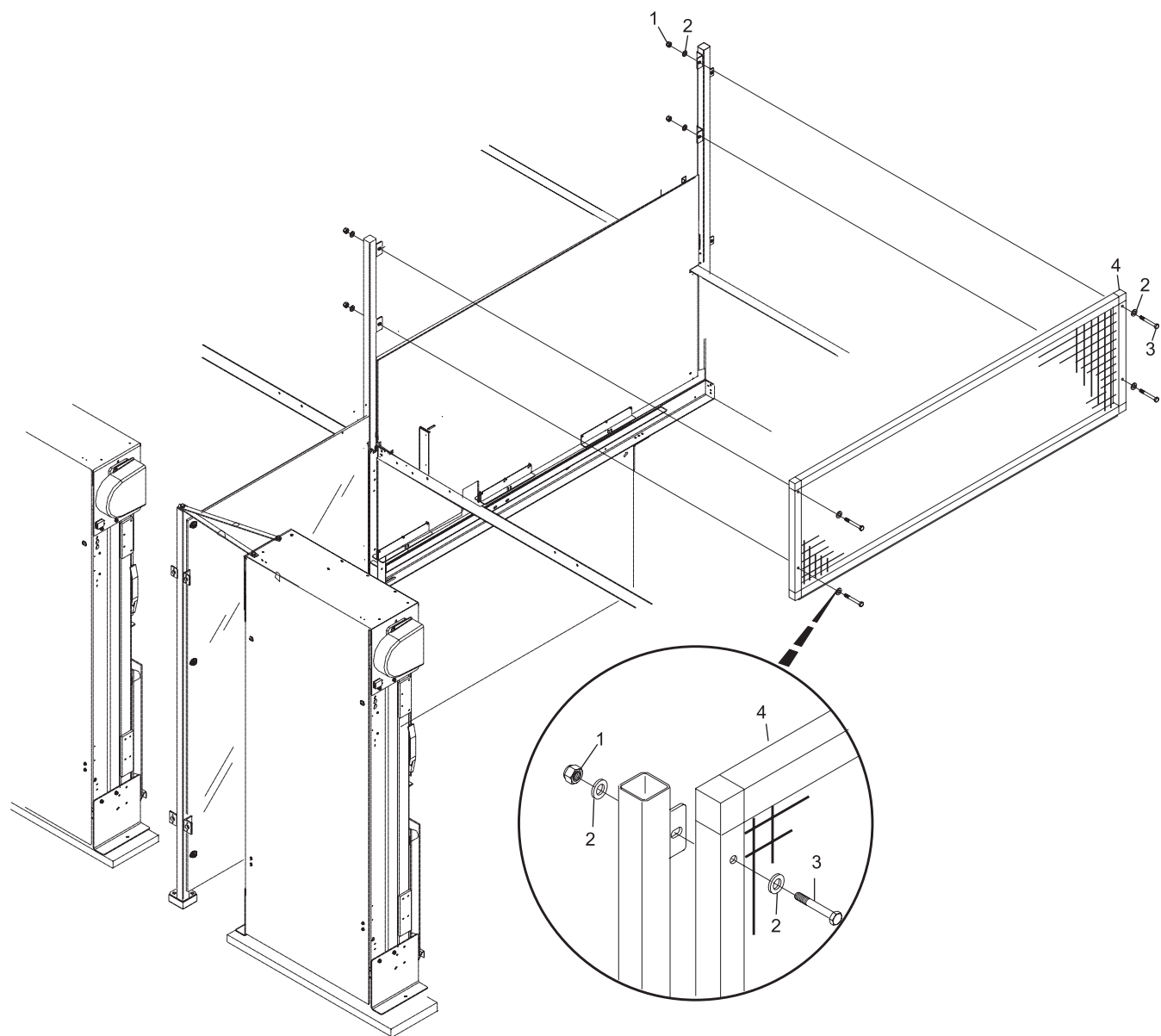


**UK Advanced/Advanced
Division Machine Guards**

Index

No.	Part No.	Description
1.	11-051743-001	Locknut (6 mm)
2.	11-052037-001	Flat Washer (6.4 x 18 mm x 1.6 mm)
3.	11-051036-001	N.A. Hex Head Cap Screw (M6 x 35 mm)
4.	47-085984-000	Upper Division Guard

N.A. = No Longer Available



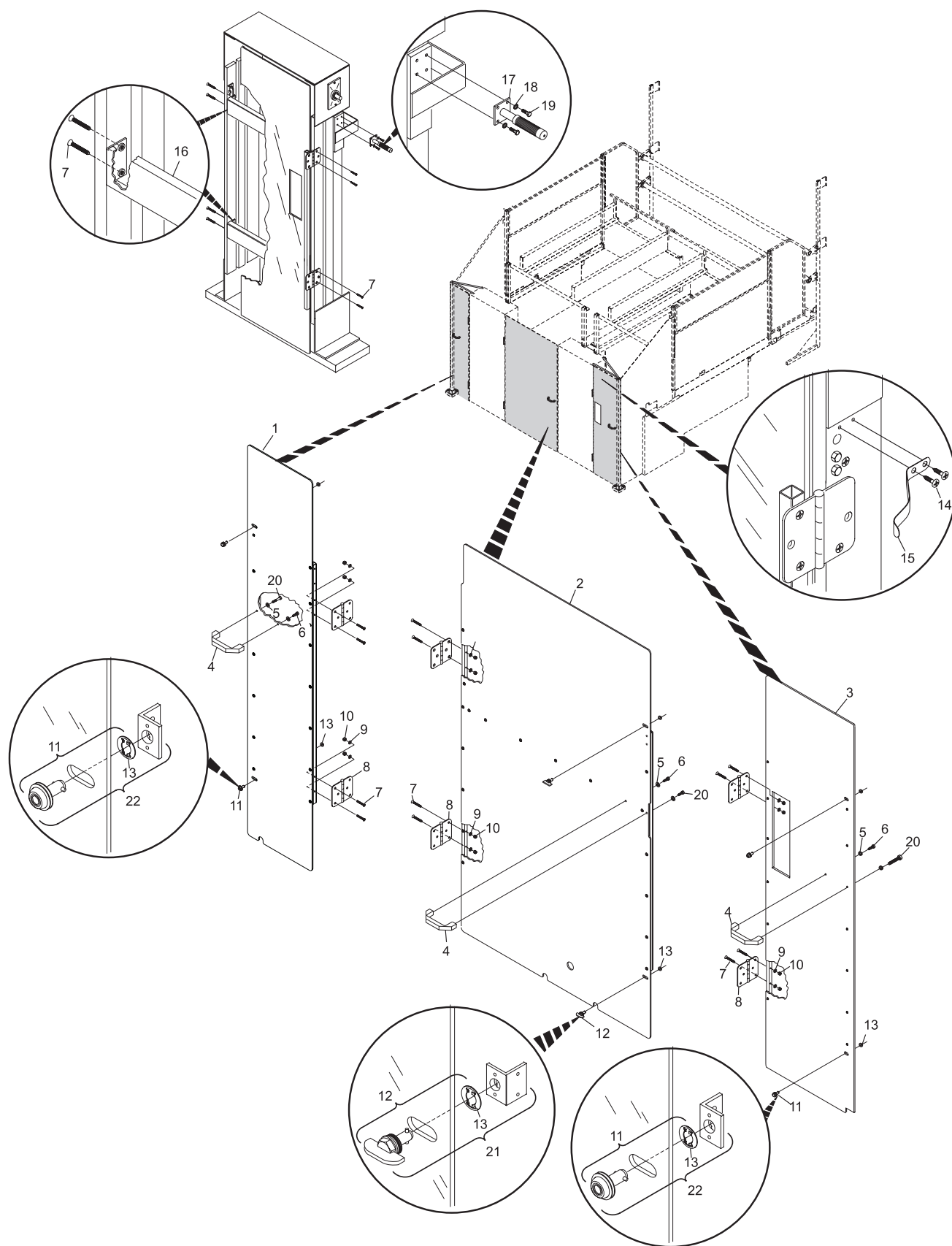
**UK Advanced
Upper Division Machine Guards**

Index

No.	Part No.		Description
1.	47-086143-009	S.O.	R.H. Rear Hinged Guard
2.	47-086139-009	S.O.	L.H. Rear Hinged Ball Return Guard
3.	47-086142-009	S.O.	L.H. Rear Hinged Guard
4.	47-085826-009		Handle Pkg. (includes Hardware)
5.	11-052037-001		Flat Washer (6.4)
6.	11-051035-001		Hex Head Cap Screw (M6 x 16 mm)
7.	11-052554-000	N.A.	Flat Hd. Machine Screw CR (M5 x 35 mm)
8.	11-077000-000	N.A.	Hinge - 3-1/2" x 3-1/2" Mortise Mount
9.	11-052020-009	N.A.	Flat Washer (5.3 mm)
10.	11-051742-001		Locknut (5 mm)
11.	47-086165-009		Quick Lock Internal Hex Drive Pan Head Fastener w/Retainer Ring
12.	47-086166-009		Quick Lock Blade Hd. Fastener w/Retainer Ring
13.	47-086163-009		Retainer (Qty. 10)
14.	11-040750-001	N.A.	Wood Screw (#9-14 x 3/4")
15.	47-086147-009		Rear Guard Spring
16.	47-016095-000	N.A.	Hinge Stiffener
17.	47-086152-009		Pkg. Elevator Handle w/Grip & Hardware (Qty. of 2)
18.	11-051770-001		Lockwasher (8 mm)
19.	11-051010-001	N.A.	Hex Hd. Cap Screw (M8 x 20 mm)
20.	11-051036-001		Hex Hd. Cap Screw (M6 x 35 mm)
21.	47-016014-009		Quick Lock Assembly (includes Blade Hd. Fastener, Retainer and Bracket)
22.	47-013952-004		Quick Lock Assembly (includes Internal Hex Drive Hd. Fastener, Retainer and Bracket)

N.A. = No Longer Available

S.O. = Special Order



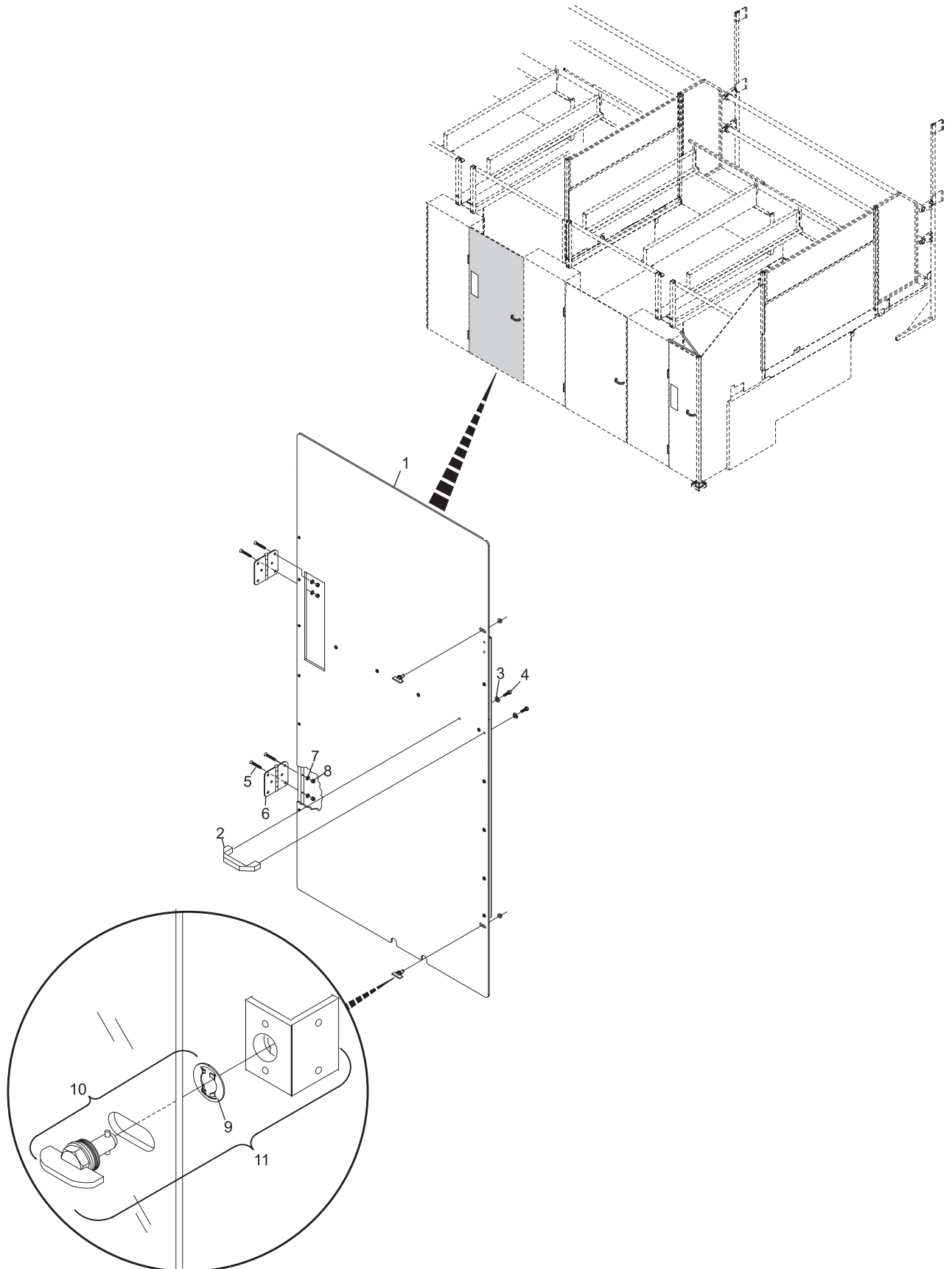
UK Advanced/Advanced Rear Hinged Machine Guards

Index

No.	Part No.		Description
1.	47-086144-009	S.O.	Rear Division Hinged Guard
2.	47-085826-009		Handle Pkg. (includes Hardware)
3.	11-052037-001		Flat Washer (6.4)
4.	11-051035-001		Hex Head Cap Screw (M6 x 16 mm)
5.	11-052554-001	N.A.	Flat Hd. Machine Screw CR (M5 x 35 mm)
6.	11-077000-000	N.A.	Mortise Mount Hinge (3-1/2" x 3-1/2")
7.	11-052020-001		Flat Washer (5.3 mm)
8.	11-051742-001		Locknut (5 mm)
9.	47-086163-009		Quick Lock Retainer (Qty. 10)
10.	47-086166-009		Quick Lock Blade Hd. Fastener w/Retainer Ring
11.	47-016014-009		Quick Lock Assembly (includes Blade Hd. Fastener, Retainer and Bracket)

N.A. = No Longer Available

S.O. = Special Order

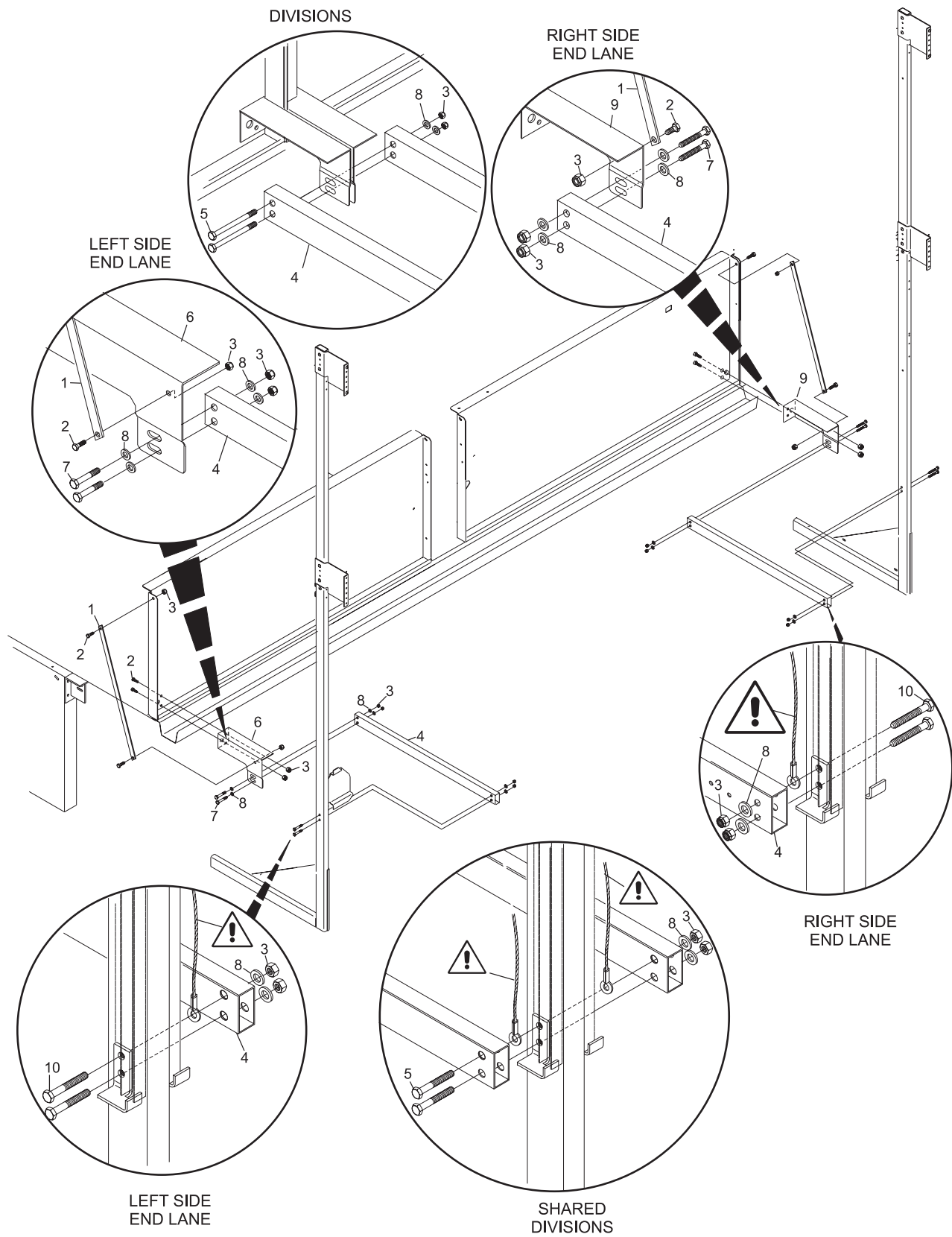


**Advanced
Rear (Division) Hinged Machine Guards**

Index

No.	Part No.		Description
1.	47-083659-004	N.A.	Support Strap (592 mm)
2.	11-051015-001		Hex Head Cap Screw (M8 x 25 mm)
3.	11-051744-001		Locknut (8 mm)
4.	47-085857-000	N.A.	Support
5.	11-051047-001	N.A.	Hex Head Cap Screw (M8 x 100 mm)
6.	47-085854-000	N.A.	L.H. Platform Support Bracket
7.	11-051079-001	N.A.	Hex Head Cap Screw (M8 x 50 mm)
8.	11-052019-001		Flat Washer (8.4 mm)
9.	47-085855-000	N.A.	R.H. Platform Support Bracket
10.	11-051025-001		Hex Head Cap Screw (M8 x 70 mm)

N.A. = No Longer Available



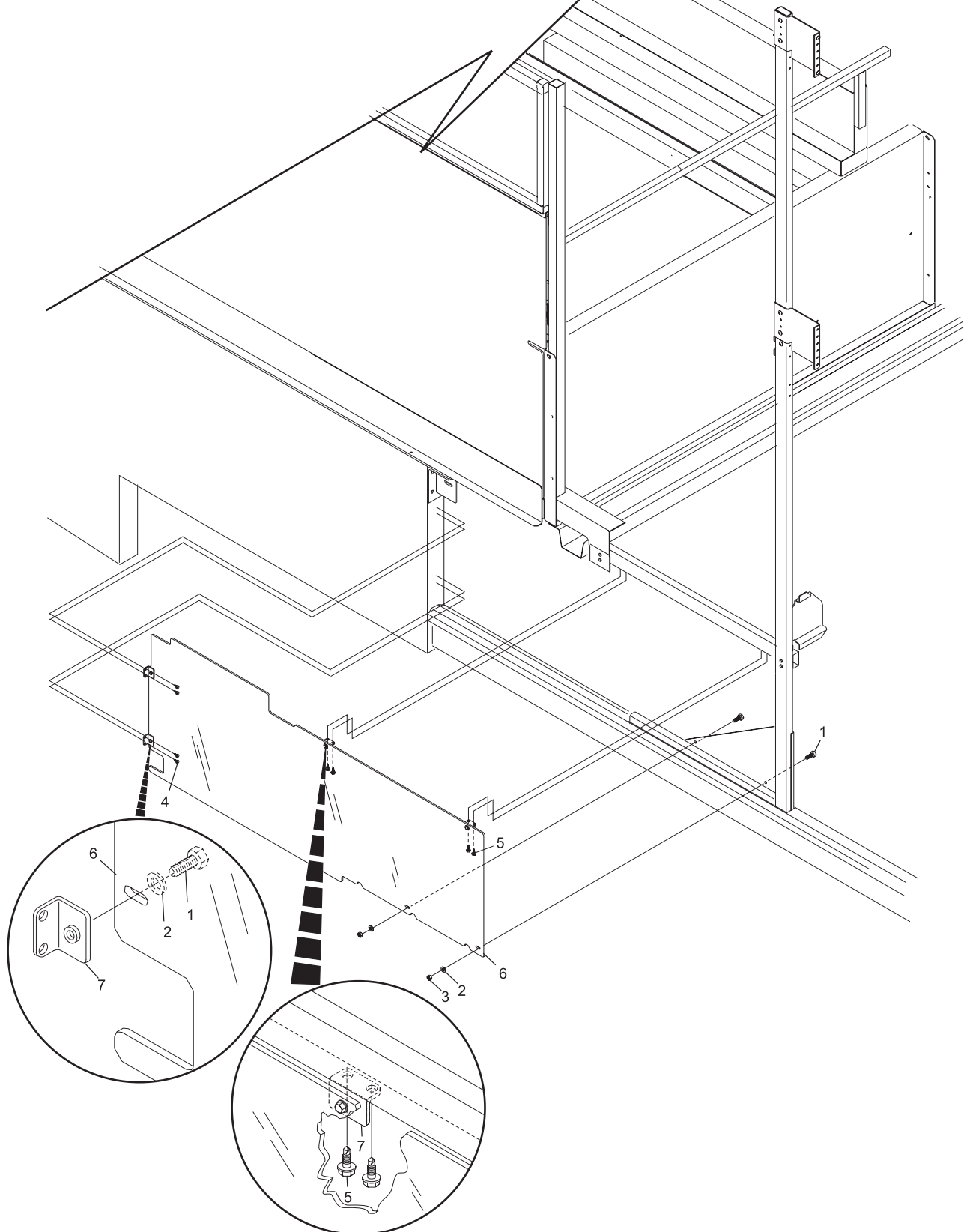
UK Advanced/Advance with Walkway Walkway Support

Index

No.	Part No.	Description
1.	11-051018-001	Hex Head Cap Screw (M6 x 20 mm)
2.	11-052037-001	Flat Washer (6.4)
3.	11-051743-001	Locknut (6 mm)
4.	11-053308-001	N.A. Hex Head Lag Screw (M6 x 30 mm)
5.	11-010818-001	N.A. Self Tapping Screw (1/4-14 x 1")
6.	47-085999-000	S.O. Sweep Guard
7.	47-085992-000	N.A. Tension Bracket

N.A. = No Longer Available

S.O. = Special Order



**UK Advanced/Advance w/Walkway
Sweep Guard**

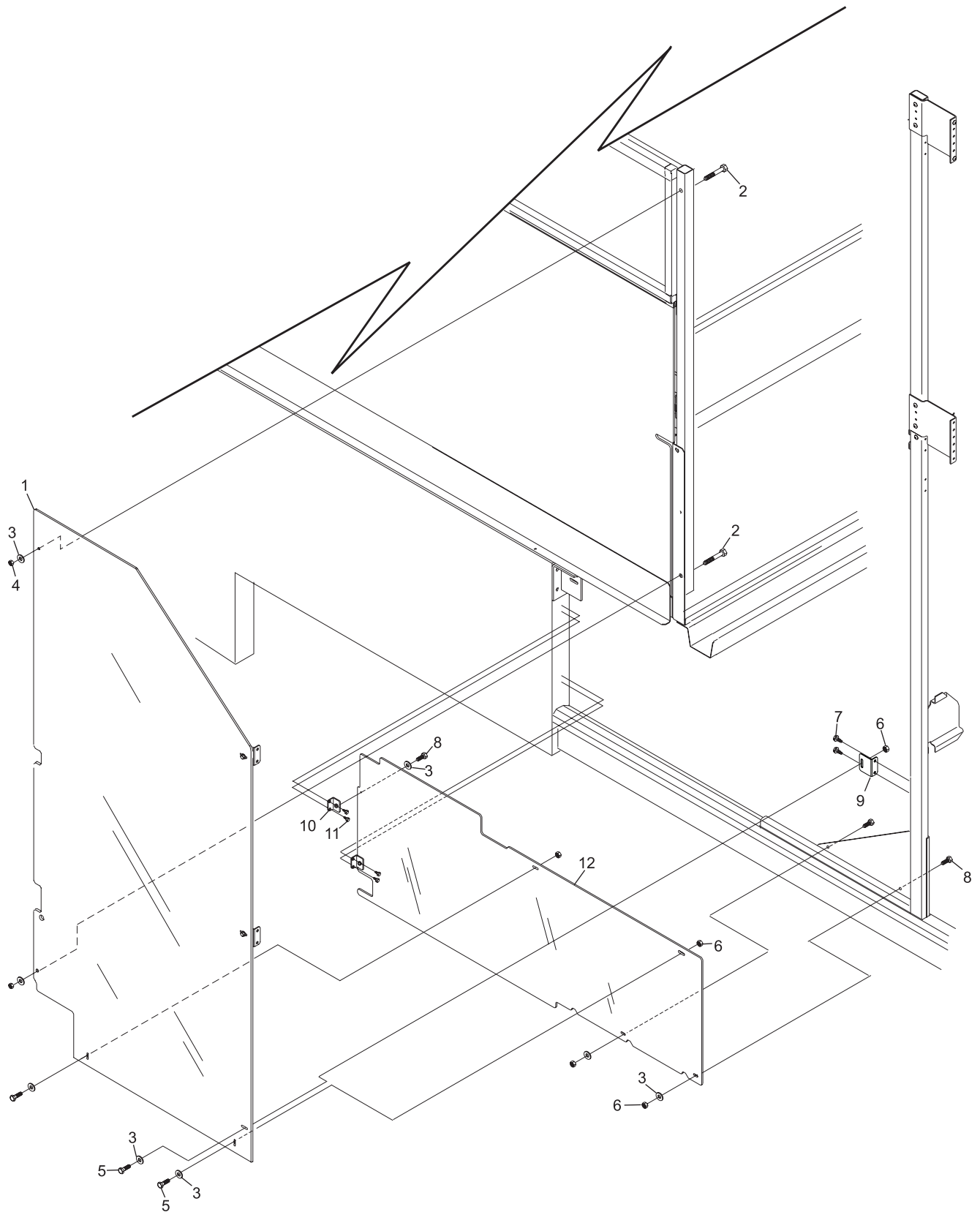
Index

No.	Part No.		Description
1.	47-086044-000	S.O.	Masking Unit Guard - Advanced w/o Walkway
2.	11-051014-001		Hex Head Cap Screw (M6 x 45 mm)
3.	11-052037-001		Flat Washer (6.4 x 18 mm x 1.6 mm)
4.	11-051702-001		Hex Nut (6 mm)
5.	11-051028-001		Hex Head Cap Screw (M6 x 25 mm)
6.	11-051743-001		Locknut (6 mm)
7.	11-010818-001	N.A.	Self Tapping Screw (1/4-14 x 1")
8.	11-051018-001		Hex Head Cap Screw (6 mm x 20 mm)
9.	47-086050-000	N.A.	ABS Guard Bracket - Advanced w/o Walkway
10.	47-085992-000	N.A.	Tension Bracket
11.	11-053308-001	N.A.	Hex Head Lag Screw (M6 x 30 mm)
12.	47-085999-000	S.O.	Sweep Guard

N.A. = No Longer Available

S.O. = Special Order

**Advanced w/o Walkway
Sweep Guard**



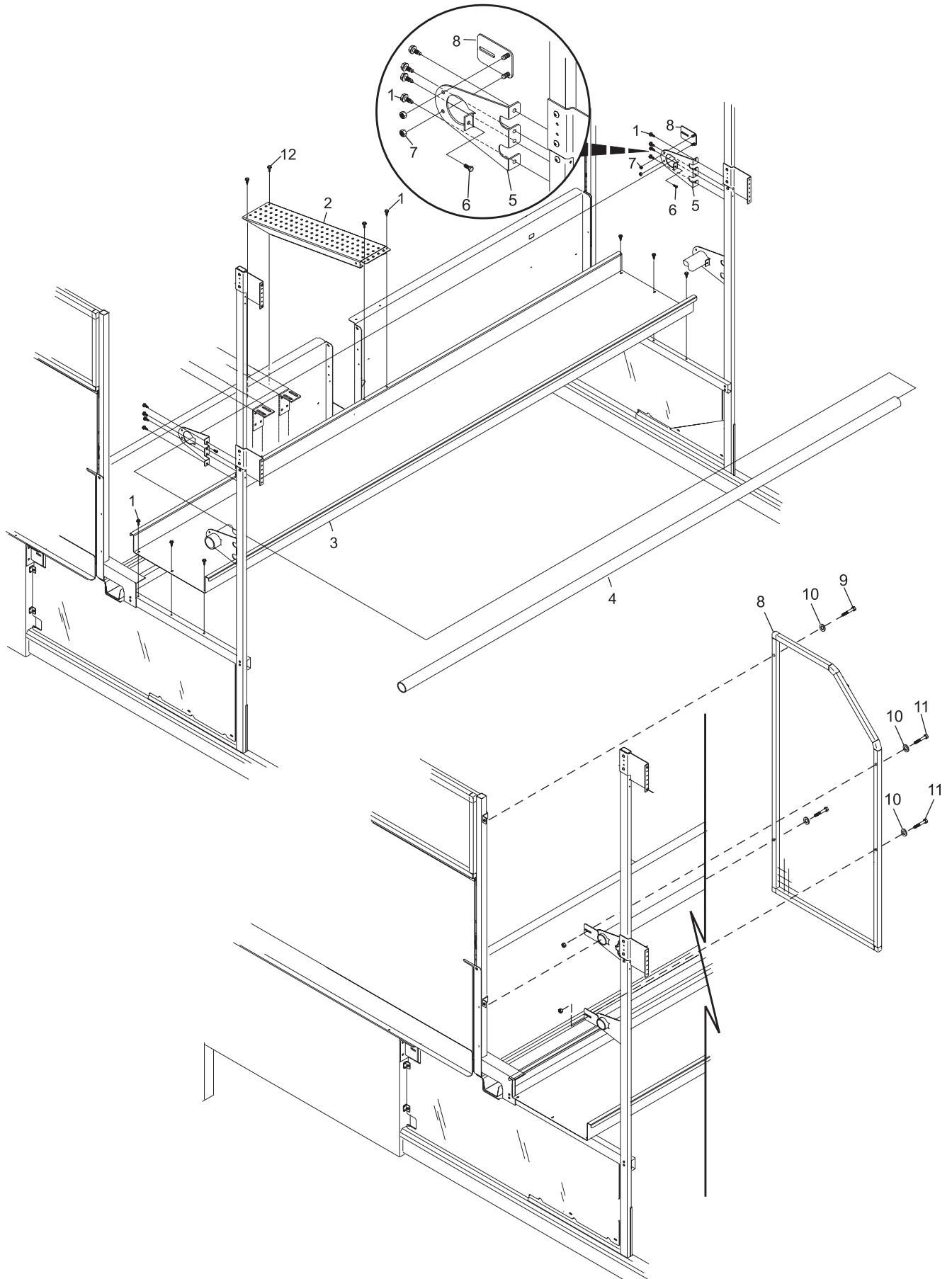
**Advanced w/o Walkway
Sweep Guard**

Index

No.	Part No.		Description
1.	11-010818-001	N.A.	Self Tapping Screw (1/4-14 x 1")
2.	47-085973-000		Walkway Bridge
3.	47-085943-001		Walkway - 3.380 m length (lane pair)
	47-085943-002		Walkway - 1.885 m length (single lane)
4.	47-085878-000		Guard Rail - 3.378 m length
5.	47-085877-000	N.A.	Guard Rail Mounting Bracket
6.	11-051010-001		Hex Head Cap Screw (M8 x 20 mm)
7.	11-051743-001		Locknut (6 mm)
8.	47-085980-000	S.O.	Walkway Guard
9.	11-051014-001		Hex Head Cap Screw (M6 x 45 mm)
10.	11-052037-001		Flat Washer (6.4)
11.	11-051036-001	N.A.	Hex Head Cap Screw (M6 x 35 mm)
12.	11-053308-000	N.A.	Hex Head Lag Screw (M6 x 30 mm)

N.A. = No Longer Available

S.O. = Special Order



UK Advanced/Advanced w/Walkway

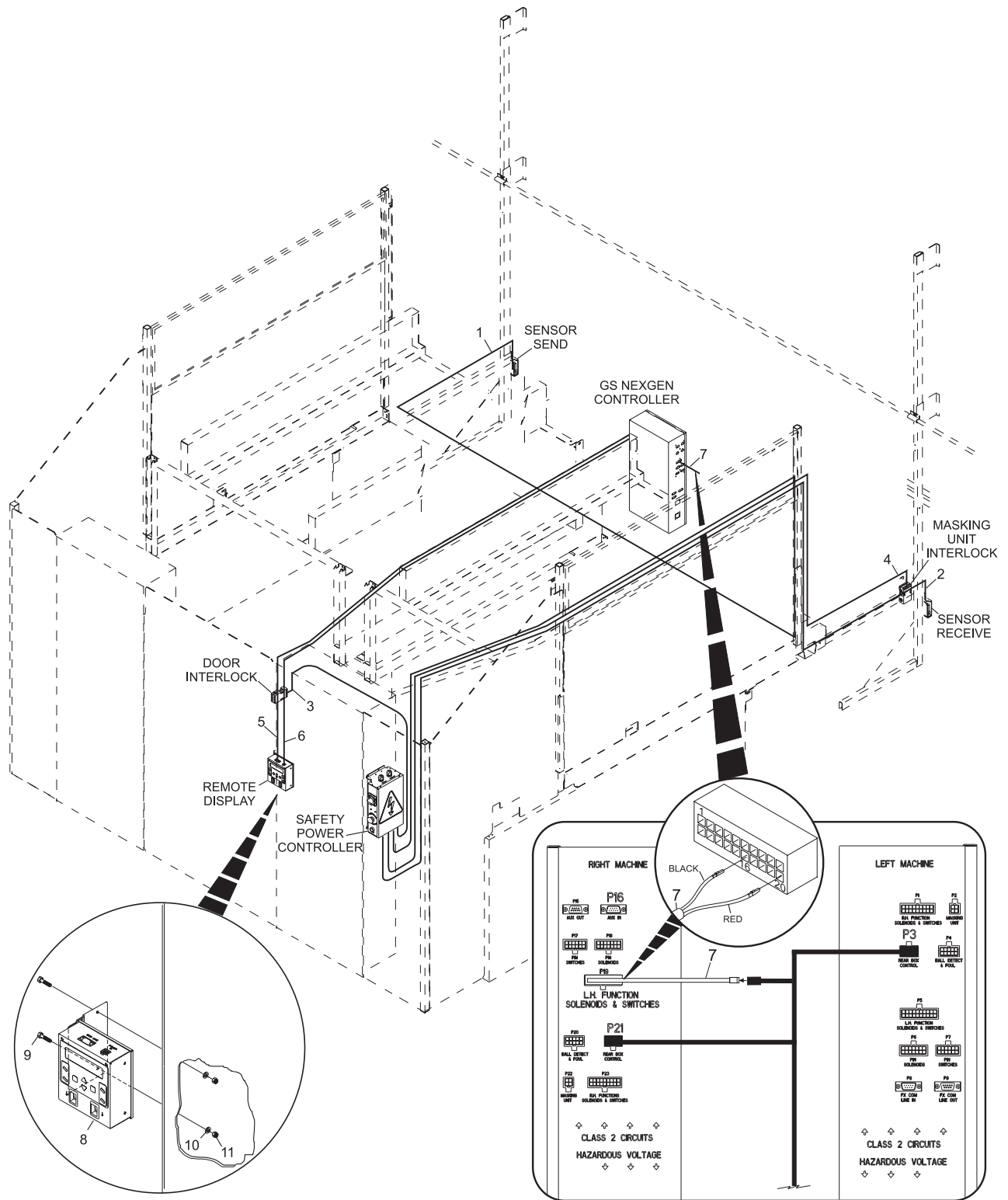
Index

No.	Part No.	Description
1.	47-142808-000	N.A. Photosensor Send Cable Assembly (ver. 1)
	47-142864-000	R.O. Photosensor Send Cable Assembly (ver.2)
2.	47-142803-000	N.A. Photosensor Recieve Cable Assembly (ver. 1)
	47-142863-000	R.O. Photosensor Recieve Cable Assembly (ver. 2)
3.	47-142812-000	N.A. Rear Door Interlock Cable Assembly (ver. 1)
	47-142862-000	R.O. Rear Door Interlock Cable Assembly (ver. 2)
4.	47-142816-000	N.A. Masking Unit Interlock Cable Assembly (ver. 1)
	47-142861-000	R.O. Masking Unit Interlock Cable Assembly (ver. 2)
5.	47-142761-000	GS-X Display Box to Nexgen Cable Assembly
6.	47-142762-000	GS-X Rear Display Power, Stop Switches Cable Assembly
7.	47-142768-000	GS-X L.H. Function, Power Retrofit Cable Assembly
8.	*47-862869-401	Rear Display - only (Nexgen)
9.	11-051027-001	Hex Hd. Cap Screw (M5 x 40 mm)
10.	11-052021-001	Flat Washer (4.3 mm)
11.	11-051743-001	Locknut (6 mm)

N.A. = No Longer Available

R.O. = Replacement Option

* NOTE: For complete Nexgen Rear Display with Hardware and Cables order
P/N 47-861048-000



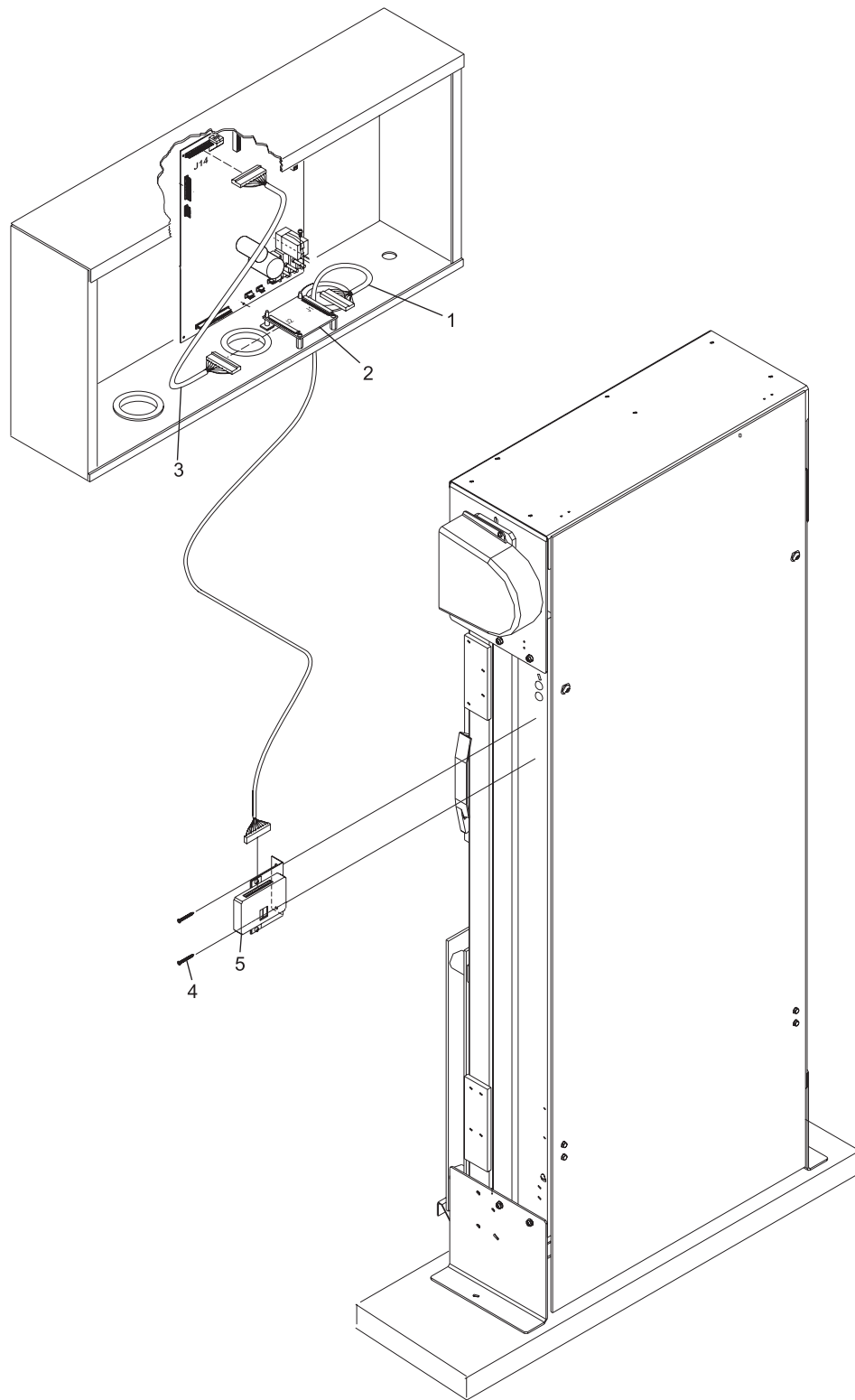
UK Advanced/Advanced Cabling

Index

No.	Part No.	Description
1.	47-142779-000	Consolidated Box to Rear Display Cable Assembly (15')
2.	47-142781-000	Consolidated Display Interface PCB
3.	47-142778-000	Consolidated Box Display Interface Cable Assembly (18")
4.	11-310500-000	Drywall Screw (#6 x 1")
5.	*47-862881-000	Consolidated Box to Rear Display w/Bracket

* NOTE: For complete Consolidated Rear Display with Hardware and Cables order
P/N 47-861046-000

Consolidated Box Rear Display



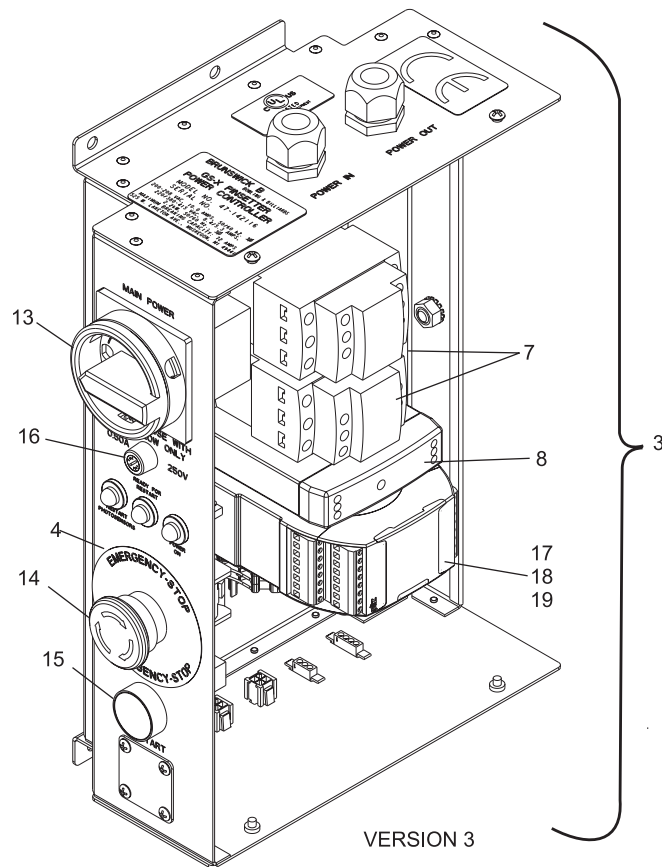
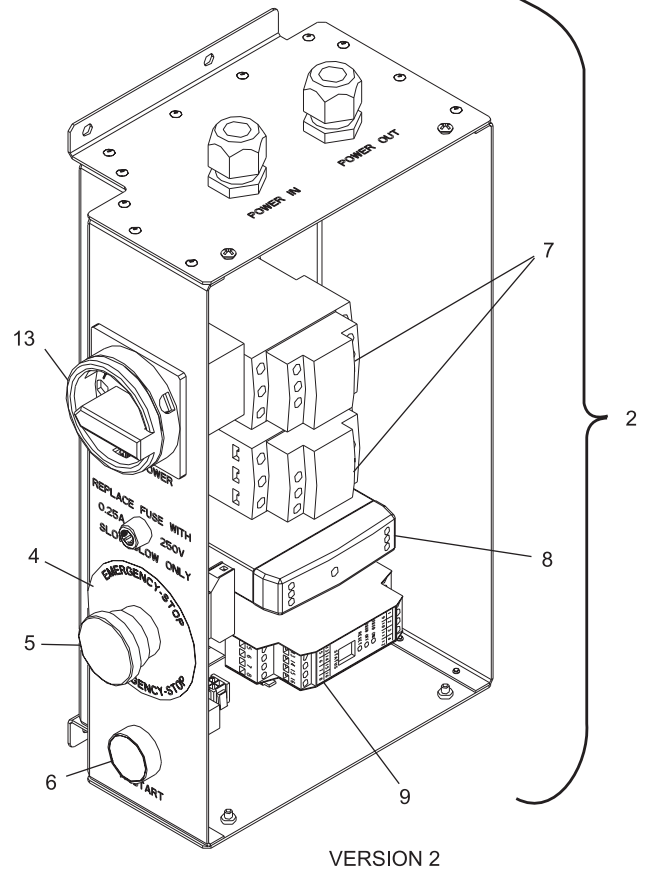
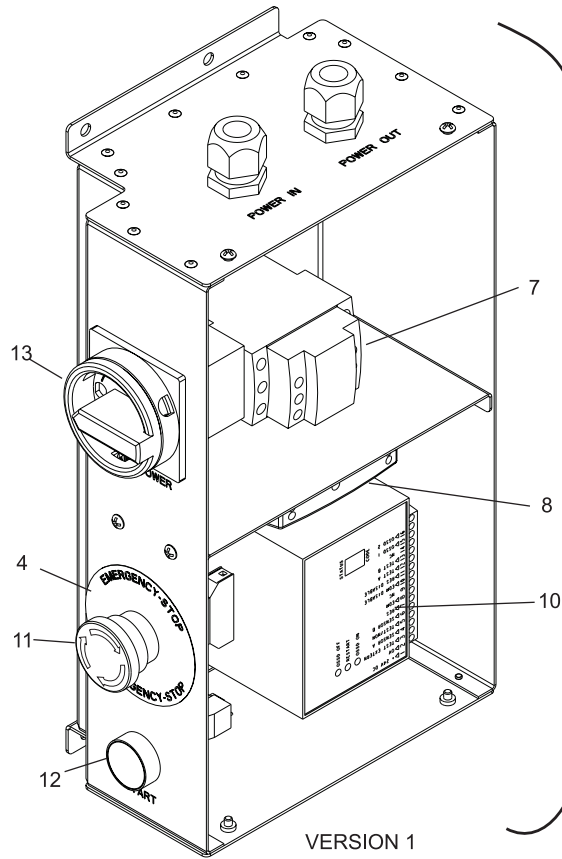
Consolidated Box Rear Display

Index

No.	Part No.		Description
1.	47-142811-000	N.A.	Safety Power Controller (ver. 1)
2.	47-142834-000	N.A.	Safety Power Controller (ver. 2)
	47-142868-000	R.O.	Safety Power Controller (ver. 2)
3.	47-142116-000		Safety Power Controller (ver. 3)
4.	11-900717-000		Emergency Stop Decal
5.	47-142853-000	N.A.	Emergency Stop Button
	47-142867-000		Emergency Stop Button
6.	47-142838-000		Restart Button Assembly
7.	11-671005-000		Contactor - 12A IEC, 24VDC
8.	11-696964-000		Power Supply - 24VDC, 24W
9.	11-696966-000		Photosensor Controller
10.	11-696963-000	N.A.	Photosensor Controller
11.	47-142810-000		Emergency Stop Button
12.	47-142809-000	N.A.	Restart Button
	47-142838-000	R.O.	Restart Button Assembly
13.	11-615048-000		Power Switch
14.	11-616036-000		Emergency Stop Button
15.	47-142100-000		Restart Button Assembly
16.	11-685056-000		Fuse - .050 AMP, 250V, 5 mm x 20 mm
17.	11-696688-000		Memory Card (Pilz)
18.	11-696687-000		Terminal Block - Set (Pilz)
19.	11-696686-000		Safety Controller (Pilz)

N.A. = No Longer Available

R.O. = Replacement Option



U K Advanced/Advanced Safety Controller

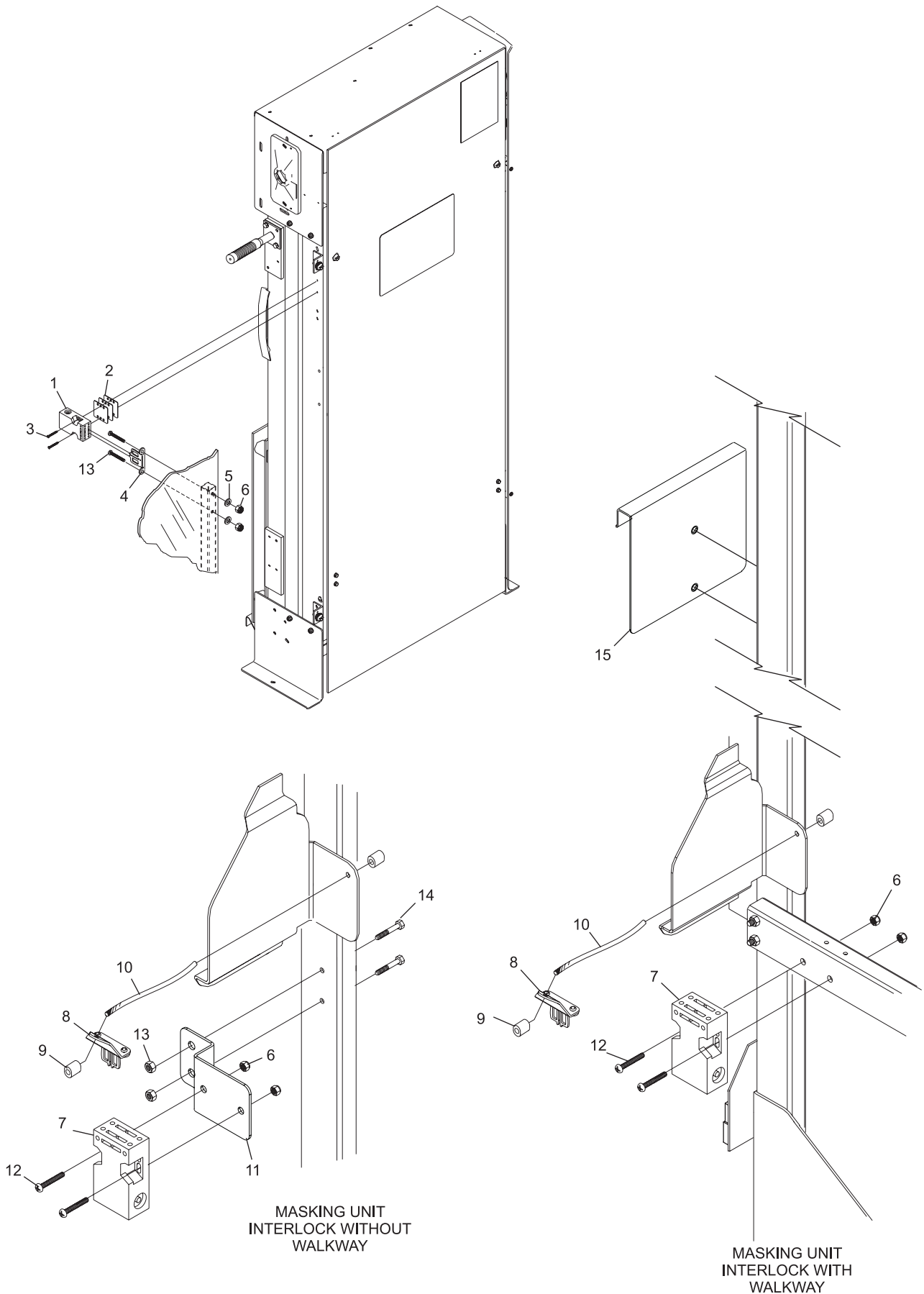
Index

No.	Part No.	Description
1.	11-616081-000	Safety Interlock Switch (Ball Return)
2.	47-085851-000	N.A. Shim
3.	11-082548-001	N.A. Pan Hd. C.R. Tapping Screw (#8 x 1-1/4")
4.	11-616082-000	Actuator Key
5.	11-085039-001	N.A. Washer (5.3 mm)
6.	*11-051742-001	Locknut (5 mm)
7.	11-616083-000	Masking Unit Interlock
8.	*47-085974-009	N.A. Actuator Key Bracket
9.	*57-214923-000	N.A. Oval Sleeve
10.	*57-214924-003	N.A. Cable
11.	47-086064-000	N.A. Interlock Bracket - installations w/o walkway
12.	*11-053789-001	N.A. Pan Hd. C.R. Mach Screw (M5 x 40 mm)
13.	11-170007-001	Locknut (1/4-20)
14.	11-002008-001	Hex Hd. Cap Screw (1/4-20 x 2")
15.	47-085976-000	N.A. Retainer - Lower Graphics Panel
16.	**47-085978-009	Masking Unit Interlock Hardware Pkg.

N.A. = No Longer Available

** Available in Masking Unit Interlock Hardware Pkg. - index #16.*

*** Not Illustrated*

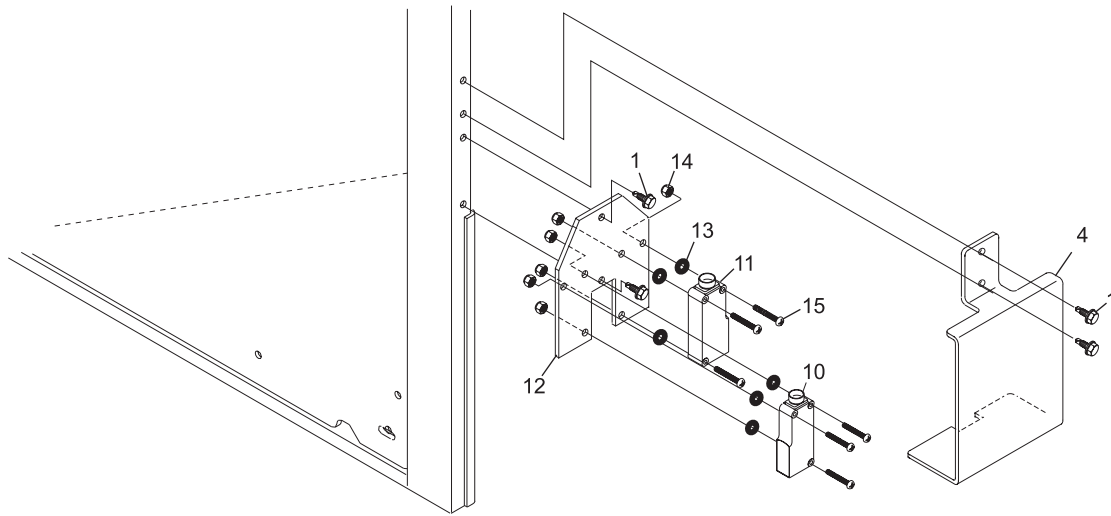


UK Advanced/Advanced Interlocks

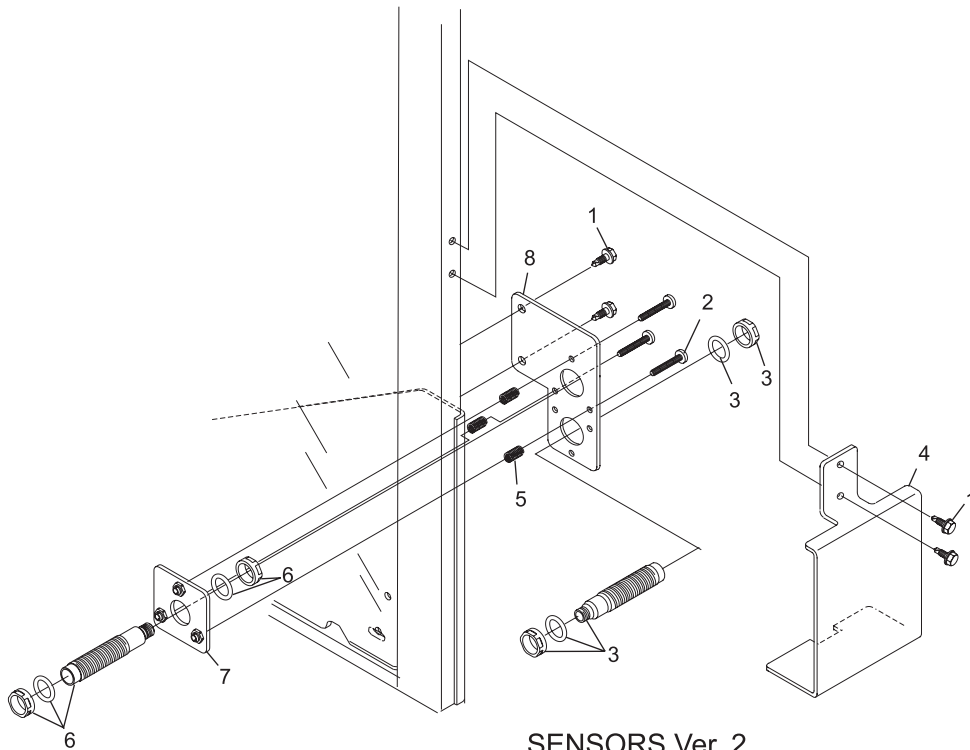
Index

No.	Part No.		Description
1.	11-010818-001	N.A.	Self Tapping Screw (1/4-14 X 1")
2.	11-051096-001	N.A.	Hex Hd. Cap Screw (M4 x 30 mm)
3.	11-696967-001		Sensor - Receive (ver. 2)
4.	47-086115-000		Sensor Guard
5.	11-581009-000		Compression Spring
6.	11-696967-002		Sensor - Send (ver. 2)
7.	47-086113-000	N.A.	Sensor Alignment Plate
8.	47-086114-000	N.A.	Sensor Mounting Bracket (ver. 2)
9.	11-696970-000		Alignment Tool
10.	11-696962-002		Sensor - Send (ver. 1)
11.	11-696962-001		Sensor - Receive (ver. 1)
12.	47-086097-000		Sensor Mounting Bracket (ver. 1)
13.	47-086164-009		O-Ring Pkg. (Qty. 10)
14.	11-051741-001		Locknut (4 mm)
15.	11-053793-001	N.A.	Pan H. C.R. Mach Screw (M4 x 30 mm)

N.A. = No Longer Available

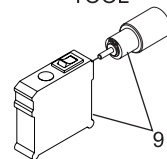


SENSORS Ver. 1



SENSORS Ver. 2

SENSOR ALIGNMENT
TOOL



U K Advanced/Advanced Sensors

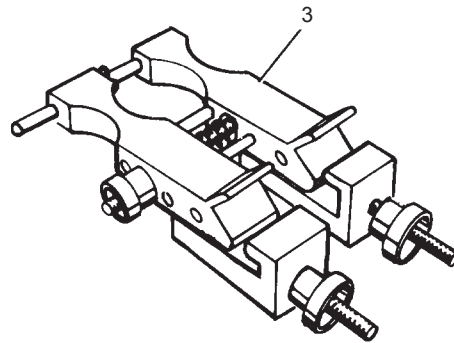
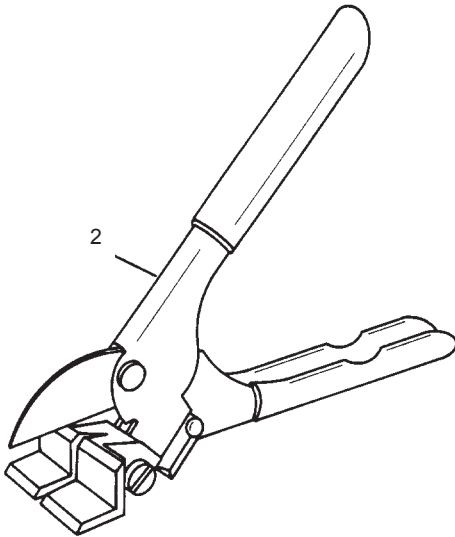
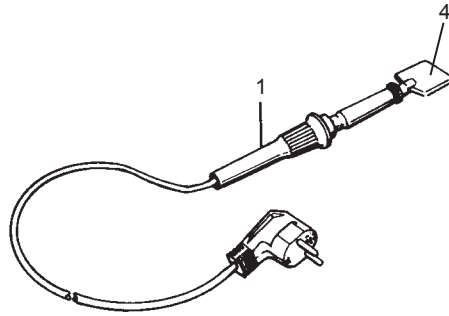
Intentionally Blank Page

Section P

MISCELLANEOUS

Index

No.	Part No.	Description
1.	47-094211-004	Belt Welding Iron (115V)
	47-094208-004	Belt Welding Iron (220V)
2.	47-093876-004	Belt Cutter
3.	47-862770-000	Round Belt Welding Clamp
4.	47-096295-004	OEM Belt Welding tip for 115V & 230V
5.	*47-094206-004	Belt Welding Kit - 115VAC (includes index Nos. 1, 2, and 3)
	*47-093877-004	Belt Welding Kit - 230VAC (includes index Nos. 1, 2, and 3)
	* Not Illustrated	

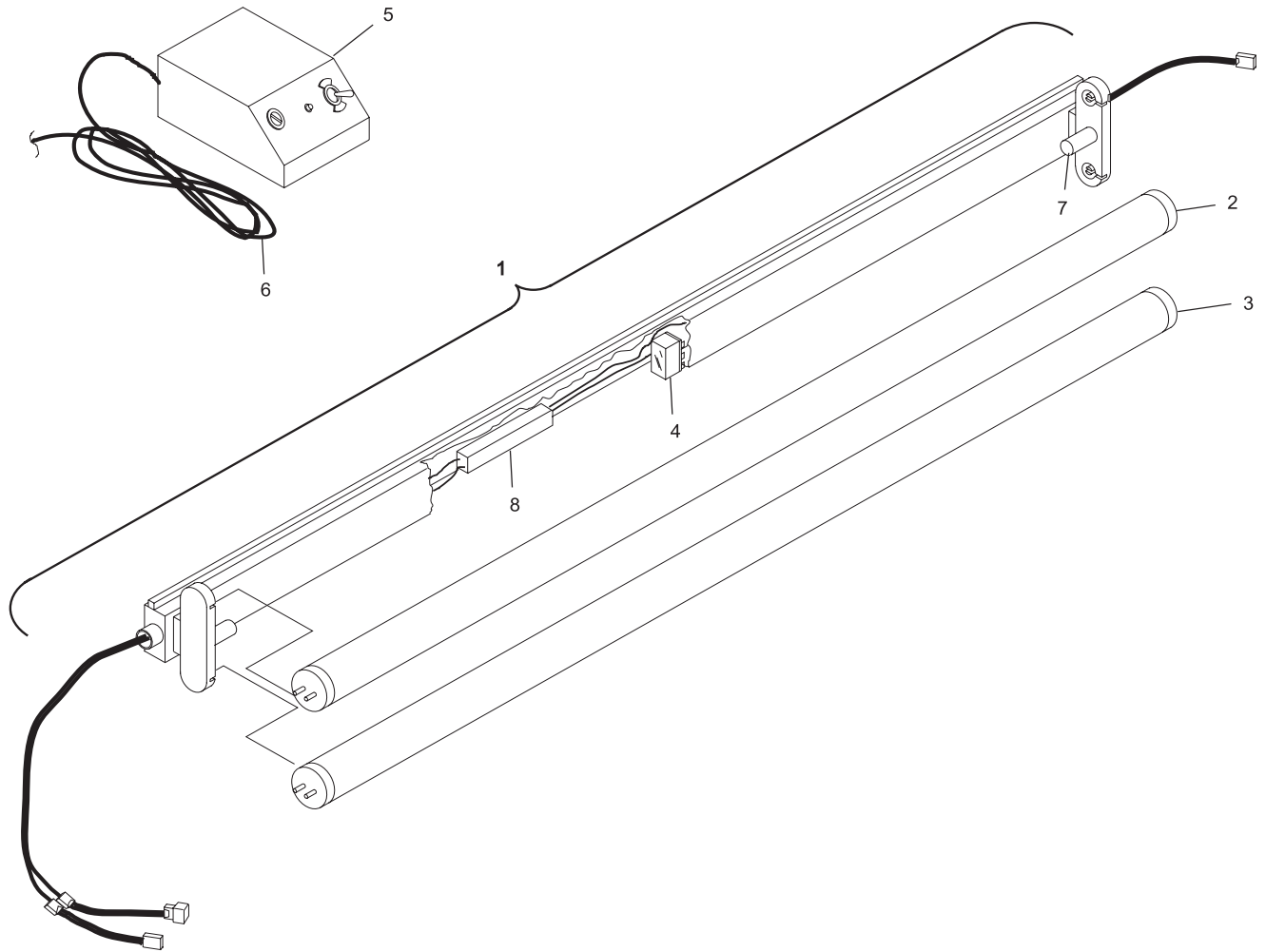


Belt Welding Kit and Belt Cutter

Index

No.	Part No.	Description
1.	47-225723-004	Dual Light Assembly - w/o Bulbs or Power Supply/Control Unit (230/380 Volt)
	47-225722-004	Dual Light Assembly - without Bulbs or Power Supply/Control Unit (208 Volt)
2.	47-203152-000	Bulb - White
3.	99-220385-004	Bulb - Black
4.	99-220366-004	Relay (24VAC)
5.	47-225254-003	Power Supply/Control Unit
6.	47-225263-004	Controller Cable
7.	47-203147-000	Starter (230/380 volt pinsetters only)
8.	47-225732-004	Electronic Ballast (208 Volt)
	47-226294-004	Electronic Ballast (230 Volt)

Dual Pin Lamp System
(Machine Series 443 and Above)



**Dual Pin Lamp System
(Machine Series 443 and Above)**